



Mississippi COTTON

VARIETY TRIALS, 2005



Experiment Station
Vance H. Watson, Director

Mississippi Agricultural & Forestry Experiment Station

J. Charles Lee, President • Mississippi State University • Vance H. Watson, Vice President

NOTICE TO USER

This Mississippi Agricultural and Forestry Experiment Station information bulletin is a summary of research conducted under project number 171460 at at the Delta Research and Extension Center in Stoneville, Mississippi, and several other locations in the state. It is intended for the use of colleagues, cooperators, and sponsors. The interpretation of data presented herein may change after additional experimentation. Information included herein is not to be construed either as a recommendation for use or as an endorsement of a specific product by Mississippi State University or the Mississippi Agricultural and Forestry Experiment Station. Trade names of commercial products used in this report are included only for clarity and understanding. All available names (trade names, chemical names, experimental product code names or numbers, etc.) of products used in this research project are listed in the tables contained in this report.

2005 Mississippi Cotton Variety Trials

Steve Nichols, Research Assistant Professor
Delta Research and Extension Center
Mississippi State University
Stoneville, MS

T.P. Wallace, Associate Professor
Department of Plant and Soil Sciences
Mississippi State University
Starkville, MS

N.W. Buehring, Agronomist-Superintendent
North Mississippi Branch
MAFES
Verona, MS

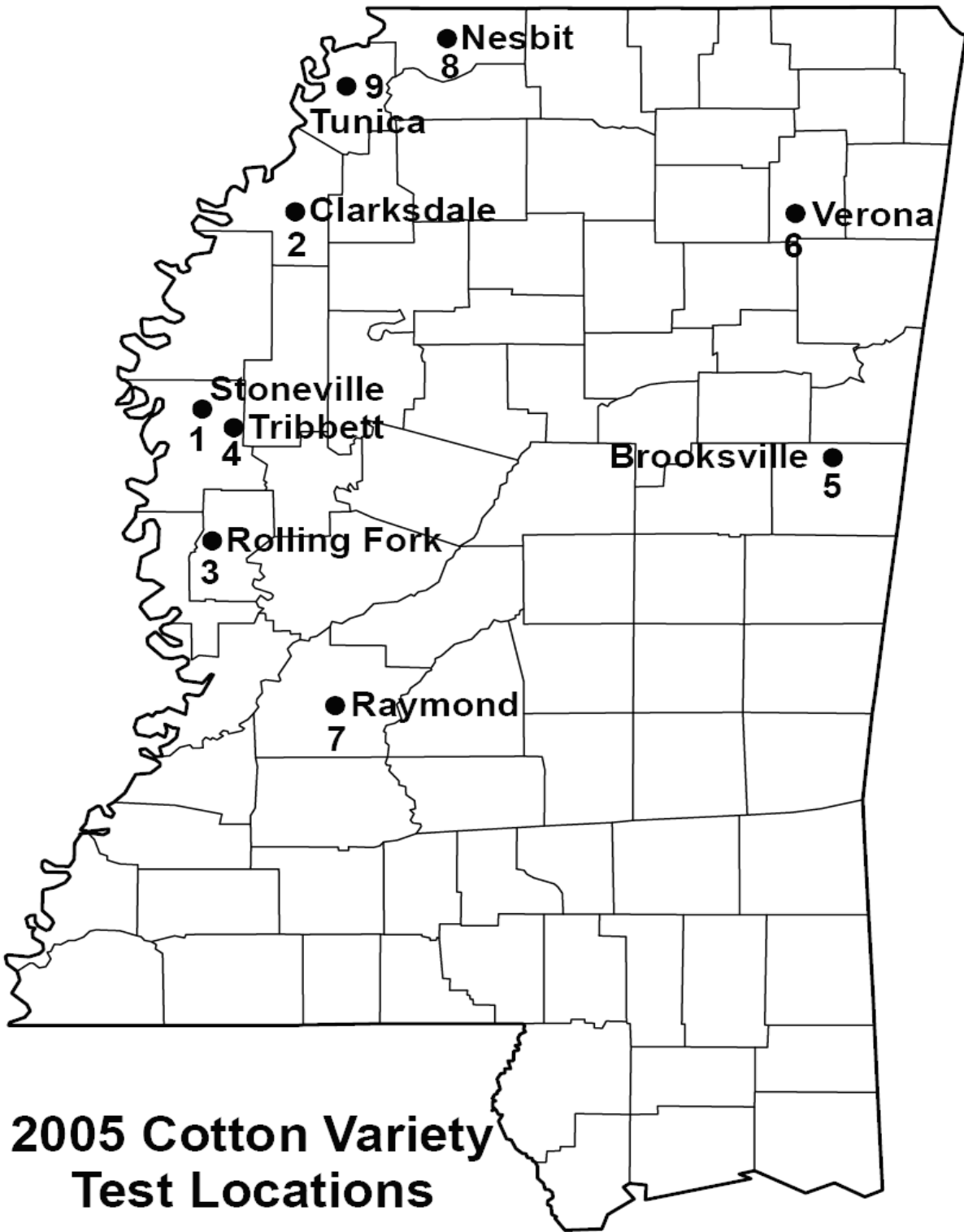
Peggy Thaxton, Research Associate Professor
Delta Research and Extension Center
Mississippi State University
Stoneville, MS

J.R. Johnson, Superintendent
MAFES, North Mississippi Branch
Experiment Station
Holly Springs, Mississippi

ACKNOWLEDGMENT

Most of the variety trial locations are on research stations throughout the state. Trials that are planted on commercial farms give an added dimension to the results. While on-farm trials present logistical obstacles to researchers and to producer-cooperators, data from these trials give an important indication of how varieties will perform in real world situations. The authors wish to express their appreciation to W.E. Clark, Robert Sullivan, Jim Nichols and Suen Shi of the Cotton Improvement Program at Delta Research and Extension Center for their technical assistance, and also to the Mississippi cotton producers who allow us to conduct these variety trials on their farms and often put up with the aggravation of farming around small-plot research:

Brad Cobb, Tunica
Cliff Heaton, Clarksdale
Clark Carter, Rolling Fork
John Henry Miller, Nesbit



Contents

Introduction	
List of Tables	
Summary of Yields and Fiber Qualities	Table
Early Maturity	
Delta Region	1-3
Hill Region	4-6
Mid Maturity	
Delta Region	7-9
Hill Region	10-12
New Entry	13-15
2-Year Summary of Yields and Fiber Qualities	
Early Maturity	
Delta Region	16
Hill Region	17
Mid Maturity	
Delta Region	18
Hill Region	19
3-Year Summary of Yields and Fiber Qualities	
Early Maturity	
Delta Region	20
Hill Region	21
Mid Maturity	
Delta Region	22
Hill Region	23
Results	
Location 1. Delta Region, Stoneville	24
Early Maturity	25
Mid Maturity	26
New Entry	27
Location 2. Delta Region, Clarksville	28
Early Maturity	29
Mid Maturity	30
Location 3. Delta Region, Rolling Fork	31
Early Maturity	32
Mid Maturity	33
Location 4. Delta Region, Tribbett	34
Early Maturity	35
Mid Maturity	36
New Entry	37
Location 5. Hill Region, Brooksville	38
Early Maturity	39
Mid Maturity	40
New Entry	41
Location 6. Hill Region, Verona	42
Early Maturity	43
Mid Maturity	44
New Entry	45
Location 7. Hill Region, Raymond	46
Early Maturity	47
Mid Maturity	48
Location 8. Hill Region, Nesbit	49
Early Maturity	50
Mid Maturity	51

Introduction

Variety selection is one of the first decisions a cotton producer makes each season, and perhaps the single most important. Results from this research are intended to be an aid in making this crucial decision. Certain data will also be of interest to ginner, miller, and other sectors of the cotton industry. Results are reported for varieties submitted by cottonseed companies wishing to participate in the trial.

All varieties, regardless of transgenes present, were evaluated in tests under standard management practices, including chemical control of insects with conventional insecticides. The potential advantage of transgenes is not the subject of these tests and was not evaluated.

In all tests, seed of each variety was supplied by the company that desired to participate in the trial. Recommended management practices were followed in each test. The on-farm cooperators decided planting dates, fertilizer rates, amount of supplemental irrigation, defoliation date, insect, and weed control strategies, and harvest date. These tests do not encompass all growing and environmental conditions in the state, but they provide a guide to producers in selecting among varieties best suited for their growing conditions.

Varieties submitted for testing were divided into two groups based on maturity as determined by the company submitting each variety. The Early-Maturity Cotton Variety Test was comprised of 25 varieties in the Delta and 22 varieties in the Hill area of Mississippi. The Mid-Maturity Cotton Variety Test was comprised of 19 varieties in the Delta and 19 varieties in the Hills. A trial was added this year for testing only the round-up ready flex entries and was called New Entry Test. This group comprised of 34 varieties in Delta and Hill regions of Mississippi. DeltaPine 444BG/RR and Stoneville 5599 BR were included as check varieties in all trials.

The Early-Maturity and Mid-Maturity Variety Tests were conducted at four Delta and four Hill locations: Stoneville, Clarksdale, Rolling Fork, Tribbett, Brooksville, Nesbit, Raymond, and Verona.

The New Entry Test was conducted at two Delta and two Hill locations: Stoneville, Tribbett, Brooksville, and Verona. It will provide for the evaluation of varieties that have not been previously tested in the Mississippi Variety Trial but are scheduled for commercial release.

All tests were planted solid in 38- or 40-inch rows. Experimental design for each trial consisted of a Randomized Complete Block with 4 replications. Yield determinations were based on the weight of seed cotton mechanically harvested from two-row plots that ranged from 40 to 45 feet in length. Determination of lint percentage, boll size, seed index (weight in grams of 100 fuzzy seed), and fiber properties were made from hand-picked 50-boll samples from 4 replications at each location. Samples were ginned on a 10-inch saw laboratory gin. HVI fiber property determinations were made by Starlab, Inc., Knoxville, TN.

At the bottom of each table are summary of statistics, which are very important in interpreting the test results. Despite efforts to provide a uniform test environment, all experiments are subject to a certain degree of error due to variation between plots arising from differences in soil type, fertility, insect damage, weed pressure, etc. Therefore, yield potential (and performance with respect to other characteristics) cannot be measured with complete accuracy. By conducting replicated trials we can account for or remove some, but not all of the effect of non-uniform conditions among plots. As a result, the mean performance of some varieties may be numerically different, but not statistically different when variability in the test is taken into account. The Least Significant Difference (LSD) estimates the smallest difference between two varieties that should be considered something other than natural variation. For example, if the LSD for lint yield in a given trial is 80 lb/A, varieties that differ by less than 80 lb/A should not be considered different.

The coefficient of variation (CV) is a measure of relative precision of a given trial and is generally considered to be an estimate of the amount of unexplained variation in that trial. In general, the higher the CV, the less precise a given trial. The R-squared value is another measure of relative precision. The higher the R-squared value, the more precise a given trial.

Results and Conclusions

Several issues evolved over the season at several of the locations that needs to be addressed. Beltwide Cotton Genetics (BCG) submitted seed that had been treated with a systemic insecticide (Cruiser™) and then rinsed in an attempt to remove the insecticide to comply with our testing protocols. The effect that any residual systemic insecticide may have had on seedling vigor and yield for these entries could not be determined. The tests at Nesbitt were sprayed with Round-up affecting the conventional and Liberty-Link entries which had to be discarded from the test. Due to excessive weed pressure and skippy stands at Tunica, this location was discarded. In entries with loose open cotton in bolls, Hurricane Rita caused the loose cotton to fall out resulting in decrease of yield.

In any single year or location, a given variety may perform extremely well or extremely poorly due either to chance variation or to its response to environmental conditions in that particular site and year. In order to avoid being misled by performance in a single year and location, it is wise to base variety selection decisions on as many environments as possible. While it is hoped that newer varieties will perform better than older varieties, this is not always the case. Greater confidence can be put in varieties that have performed well over two or more years than can be put in varieties that are in their first year of testing. Producers should consider these new varieties/technologies as not being thoroughly evaluated until multiple year, multiple locations results are available.

Entry Designation Abbreviations and Affiliated Companies

Abbreviation	Company
DG	United Agri. Pro (UAP)
FM	Bayer CropScience
Tamcot	Texas A&M Univ.
DP	Delta and Pine Land
CG	Cropland Genetics
DX	Syngenta Seeds Inc.
BCG	Beltwide Cotton Genetics
ST	Emergent Genetics (Monsanto)
VIGORO	Vigoro Seeds (Royster-Clark)
CS	CPSCD (California Planting Seed Cotton Distributors)
PHY	Phytogen (Dow AgroSciences)
MISCOT	Miss. State Univ. Cotton

List of Tables for the Results of the 2005 Mississippi State University Cotton Variety Trials	
Table 1	Averages for lint yield and fiber quality traits over locations in the Delta Region Early Maturity Test in the 2005 Mississippi State University Cotton Variety Trials
Table 2	2005 Mississippi State University Delta Early Maturity Cotton Variety Trial - Yield, Loan Value, and Per Acre Returns
Table 3	Average lint yield for each location in the Delta Region Early Maturity Test in the 2005 Mississippi State University Cotton Variety Trials
Table 4	Averages for lint yield and fiber quality traits over locations in the Hill Region Early Maturity Test in the 2005 Mississippi State University Cotton Variety Trials
Table 5	2005 Mississippi State University Hill Early Maturity Cotton Variety Trial - Yield, Loan Value, and Per Acre Returns
Table 6	Average lint yield for each location in the Hill Region Early Maturity Test in the 2005 Mississippi State University Cotton Variety Trials
Table 7	Averages for lint yield and fiber quality traits over locations in the Delta Region Mid Maturity Test in the 2005 Mississippi State University Cotton Variety Trials
Table 8	2005 Mississippi State University Delta Mid Maturity Cotton Variety Trial - Yield, Loan Value, and Per Acre Returns
Table 9	Average lint yield for each location in the Delta Region Mid Maturity Test in the 2005 Mississippi State University Cotton Variety Trials
Table 10	Averages for lint yield and fiber quality traits over locations in the Hill Region Mid Maturity Test in the 2005 Mississippi State University Cotton Variety Trials
Table 11	2005 Mississippi State University Hill Mid Maturity Cotton Variety Trial - Yield, Loan Value, and Per Acre Returns
Table 12	Average lint yield for each location in the Hill Region Mid Maturity Test in the 2005 Mississippi State University Cotton Variety Trials
Table 13	Averages for lint yield and fiber quality traits over locations in Delta and Hill Regions New Entry Test in the 2005 Mississippi State University Cotton Variety Trials
Table 14	2005 Mississippi State University Delta & Hill New Entry Cotton Variety Trial - Yield, Loan Value, and Per Acre Returns
Table 15	Average lint yield for each location in the Hill and Delta Region New Entry Test in the 2005 Mississippi State University Cotton Variety Trials
Table 16	Averages for lint yield and fiber quality traits over two years (2004-2005) in the Delta Region Early Maturity Mississippi State University Cotton Variety Trials
Table 17	Averages for lint yield and fiber quality traits over two years (2004-2005) in the Hill Region Early Maturity Mississippi State University Cotton Variety Trials
Table 18	Averages for lint yield and fiber quality traits over two years (2004-2005) in the Delta Region Mid Maturity Mississippi State University Cotton Variety Trials
Table 19	Averages for lint yield and fiber quality traits over two years (2004-2005) in the Hill Region Mid Maturity Mississippi State University Cotton Variety Trials
Table 20	Averages for lint yield and fiber quality traits over three years (2003-2005) in the Delta Region Early Maturity Mississippi State University Cotton Variety Trials
Table 21	Averages for lint yield and fiber quality traits over three years (2003-2005) in the Hill Region Early Maturity Mississippi State University Cotton Variety Trials
Table 22	Averages for lint yield and fiber quality traits over three years (2003-2005) in the Delta Region Mid Maturity Mississippi State University Cotton Variety Trials
Table 23	Averages for lint yield and fiber quality traits over three years (2003-2005) in the Hill Region Mid Maturity Mississippi State University Cotton Variety Trials
Table 24	Rainfall and Agronomics Information for Stoneville, Delta Region
Table 25	Stoneville, MS location of the Delta Region Early Maturity Test in the 2005 Mississippi State University Cotton Variety Trial grown on a Bosket Very Fine Sandy Loam Soil
Table 26	Stoneville, MS location of the Delta Region Mid Maturity Test in the 2005 Mississippi State University Cotton Variety Trial grown on a Bosket Very Fine Sandy Loam Soil
Table 27	Stoneville, MS location of the Delta Region New Entry Test in the 2005 Mississippi State University Cotton Variety Trial grown on a Bosket Very Fine Sandy Loam Soil

Table 28	Rainfall and Agronomics Information for Clarksdale, Delta Region
Table 29	Clarksdale, MS location of the Delta Region Early Maturity Test in the 2005 Mississippi State University Cotton Variety Trial grown on a Dubbs Soil
Table 30	Clarksdale, MS location of the Delta Region Mid Maturity Test in the 2005 Mississippi State University Cotton Variety Trial grown on a Dubbs Soil
Table 31	Rainfall and Agronomics Information for Rolling Fork, Delta Region
Table 32	Rolling Fork, MS location of the Delta Region Early Maturity Test in the 2005 Mississippi State University Cotton Variety Trial grown on a Commerce Very Fine Sandy Loam Soil
Table 33	Rolling Fork, MS location of the Delta Region Mid Maturity Test in the 2005 Mississippi State University Cotton Variety Trial grown on a Commerce Very Fine Sandy Loam Soil
Table 34	Rainfall and Agronomics Information for Tribbett, Delta Region
Table 35	Tribbett, MS location of the Delta Region Early Maturity Test in the 2005 Mississippi State University Cotton Variety Trial grown on a Forestdale-like Silty Clay Loam Soil
Table 36	Tribbett, MS location of the Delta Region Mid Maturity Test in the 2005 Mississippi State University Cotton Variety Trial grown on a Forestdale-like Silty Clay Loam Soil
Table 37	Tribbett, MS location of the Delta Region New Entry Test in the 2005 Mississippi State University Cotton Variety Trial grown on a Forestdale-like Silty Clay Loam Soil
Table 38	Rainfall and Agronomics Information for Brooksville, Hill Region
Table 39	Brooksville, MS location of the Hill Region Early Maturity Test in the 2005 Mississippi State University Cotton Variety Trial grown on a Brooksville Silty Clay Soil
Table 40	Brooksville, MS location of the Hill Region Mid Maturity Test in the 2005 Mississippi State University Cotton Variety Trial grown on a Brooksville Silty Clay Soil
Table 41	Brooksville, MS location of the Hill Region New Entry Test in the 2005 Mississippi State University Cotton Variety Trial grown on a Brooksville Silty Clay Soil
Table 42	Rainfall and Agronomics Information for Verona, Hill Region
Table 43	Verona , MS location of the Hill Region Early Maturity Test in the 2005 Mississippi State University Cotton Variety Trial grown on a Leeper Fine Sandy Loam Soil
Table 44	Verona , MS location of the Hill Region Mid Maturity Test in the 2005 Mississippi State University Cotton Variety Trial grown on a Leeper Fine Sandy Loam Soil
Table 45	Verona, MS location of the Hill Region New Entry Test in the 2005 Mississippi State University Cotton Variety Trial grown on a Leeper Fine Sandy Loam Soil
Table 46	Rainfall and Agronomics Information for Raymond, Hill Region
Table 47	Raymond, MS location of the Hill Region Early Maturity Test in the 2005 Mississippi State University Cotton Variety Trial grown on a Loring Silt Loam Soil
Table 48	Raymond, MS location of the Hill Region Mid Maturity Test in the 2005 Mississippi State University Cotton Variety Trial grown on a Loring Silt Loam Soil
Table 49	Rainfall and Agronomics Information for Nesbit, Hill Region
Table 50	Nesbit , MS location of the Hill Region Early Maturity Test in the 2005 Mississippi State University Cotton Variety Trial grown on a Collins silt Loam Soil
Table 51	Nesbit , MS location of the Hill Region Mid Maturity Test in the 2005 Mississippi State University Cotton Variety Trial grown on a Collins silt Loam Soil

Table 1. Averages[†] for lint yield and fiber quality traits over locations[‡] in the Delta Region Early Maturity Test in the 2005 Mississippi State University Cotton Variety Trials.

Entry	Lint Yield lb/a	Lint Percent %	Seed Index g	Boll Size g	Length inch	Uniformity Index %	Strength g/tex	Elongation %	Micronaire units
DP 434 RR	1457	41.79	9.20	5.17	1.16	83.82	26.25	8.12	4.25
DX 25105N	1398	41.34	9.58	5.20	1.15	83.60	28.60	8.40	4.65
DP 432 RR	1339	39.85	9.46	4.89	1.12	84.13	30.56	9.03	4.82
TAMCOT 22	1324	40.09	10.00	5.53	1.13	83.06	26.98	8.08	4.11
DP 445 BG/RR	1289	40.86	9.37	4.89	1.14	84.27	30.59	9.03	4.55
DP 424 BGII/RR	1283	37.42	9.86	5.09	1.12	84.03	28.70	8.66	4.71
FM 960 BR	1272	38.73	10.71	5.67	1.12	83.99	34.34	8.03	4.61
DP 455 BG/RR	1255	41.45	8.58	4.63	1.13	82.99	29.69	7.71	4.26
MISCOT 8824-8	1254	39.58	10.14	5.27	1.13	84.79	31.78	9.05	4.97
ST 4575BR	1243	40.71	9.82	5.06	1.11	83.92	30.35	9.63	4.80
PHY 470 WR	1237	39.71	9.66	4.65	1.11	84.49	31.16	9.53	4.58
PHY 440 W	1236	40.12	9.47	4.59	1.14	84.53	30.55	9.19	4.56
DP 393	1231	39.92	9.67	5.08	1.16	84.62	31.57	9.32	4.75
ST 5599BR	1224	39.72	10.58	5.73	1.13	83.36	30.21	8.11	4.84
FM 958 LL	1208	39.18	10.76	5.23	1.18	84.37	31.86	7.74	4.73
DX 2410120	1193	39.10	9.49	4.48	1.14	83.67	31.23	8.08	4.52
FM 966 LL	1178	38.63	11.36	5.50	1.13	84.12	34.15	7.85	4.63
MISCOT 8824-26	1176	39.60	10.51	5.40	1.15	84.81	31.53	8.91	4.83
PHY 310 R	1173	41.52	9.48	4.86	1.09	83.80	30.31	8.73	4.72
PHY 480 WR	1154	38.33	9.44	4.22	1.14	84.82	30.63	9.16	4.65
FM 960 B2R	1136	39.06	11.02	5.60	1.18	84.39	31.73	7.79	4.68
PHY 410 R	1101	38.83	9.52	4.56	1.12	84.34	31.82	9.32	4.76
ST 5242BR	1066	40.29	10.59	5.53	1.10	84.01	27.44	8.16	4.51
ST 4686R	1060	40.27	9.78	4.94	1.12	84.12	30.54	9.55	4.69
DP 444 BG/RR	1042	40.65	9.50	4.87	1.12	84.24	28.47	8.23	4.19
MEAN	1215	39.87	9.90	5.07	1.13	84.09	30.44	8.62	4.61
LSD (0.10)	70	0.46	0.45	0.24	0.01	0.38	0.77	0.17	0.11
CV(%)	10	1.98	7.83	8.13	1.73	0.76	4.35	3.44	3.97
R-SQUARE	0.90	0.79	0.61	0.74	0.76	0.57	0.79	0.87	0.77
REPS	16	16	16	16	16	16	16	16	16

[†] Least squares means.

[‡] Tunica location not harvested for yield due to excessive weed pressure and skippy stands.

Table 2. 2005 Mississippi State University Delta Early Maturity Cotton Variety Trial-Yield, Loan Value, and Per Acre Return.

Entry	Lint Yield lb/a	Lint Percent %	Estimated Seed Yield lb/a	Loan Price [†] cents/lb	Lint Value \$/a	Seed Value [‡] \$/a	Gross Return \$/a
DP 434 RR	1457	41.79	2259	54.90	800	90	890
DX 25105N	1398	41.34	2167	54.65	764	87	851
DP 432 RR	1339	39.85	2075	55.10	738	83	821
TAMCOT 22	1324	40.09	2051	54.80	725	82	807
DP 445 BG/RR	1289	40.86	1998	55.10	710	80	790
DP 424 BGII/RR	1283	37.42	1988	54.65	701	80	781
FM 960 BR	1272	38.73	1971	55.15	701	79	780
DP 455 BG/RR	1255	41.45	1945	55.05	691	78	769
MISCOT 8824-8	1254	39.58	1944	55.20	692	78	770
ST 4575BR	1243	40.71	1927	54.35	676	77	753
PHY 470 WR	1237	39.71	1917	55.10	681	77	758
PHY 440 W	1236	40.12	1916	55.20	682	77	759
DP 393	1231	39.92	1908	55.20	680	76	756
ST 5599BR	1224	39.72	1897	54.80	671	76	747
FM 958 LL	1208	39.18	1872	55.10	665	75	740
DX 2410120	1193	39.10	1850	55.10	658	74	732
FM 966 LL	1178	38.63	1826	55.15	650	73	723
MISCOT 8824-26	1176	39.60	1823	55.20	649	73	722
PHY 310 R	1173	41.52	1818	54.35	638	73	711
PHY 480 WR	1154	38.33	1788	55.20	637	72	709
FM 960 B2R	1136	39.06	1760	55.10	626	70	696
PHY 410 R	1101	38.83	1707	55.10	607	68	675
ST 5242BR	1066	40.29	1652	54.10	577	66	643
ST 4686R	1060	40.27	1643	55.10	584	66	650
DP 444 BG/RR	1042	40.65	1615	54.90	572	65	637

[†]A color and leaf grad of 41-4 was assumed for all calculations.

[‡]Estimates based upon a seed value of \$80 per ton.

[†]**Loan Price** was determined by entering OVT fiber data into the **Cotton Loan 2005 Calculator**. The Loan Calculator was developed through funding from Cotton Incorporated by Dr. Larry Falconer, Texas A&M Corpus Christi. The values are based on **USDA** premium and discount schedules for cotton entering the **Commodity Credit Corporation (CCC)** loan program (US National Loan Rate is \$0.52 per lb of lint for standard fiber characteristics). The information presented presumes a **standard leaf and color grade** since this information is needed to calculate the values and is not available from OVT data. **Color and leaf grade different than standard grades might affect the results.** Value per Acre is simply the Loan Price multiplied by the lint yield per acre.

Table 3. Average[†] lint yield for each location[‡] in the Delta Region Early Maturity Test in the 2005 Mississippi State University Cotton Variety Trials.

Entry	Stoneville Lint Yield lb/a	Clarksdale Lint Yield lb/a	Rolling Fork Lint Yield lb/a	Tribbett Lint Yield lb/a	Over Locations Lint Yield lb/a
DP 434 RR	1230	1531	1881	1186	1457
DX 25105N	1234	1594	1567	1197	1398
DP 432 RR	1151	1651	1609	943	1339
TAMCOT 22	1081	1499	1549	1166	1324
DP 445 BG/RR	1067	1405	1754	931	1289
DP 424 BGII/RR	974	1512	1690	954	1283
FM 960 BR	1034	1628	1406	1018	1272
DP 455 BG/RR	986	1480	1632	920	1255
MISCOT 8824-8	1038	1523	1589	867	1254
ST 4575BR	908	1475	1625	965	1243
PHY 470 WR	952	1620	1521	855	1237
PHY 440 W	991	1674	1464	815	1236
DP 393	982	1424	1717	803	1231
ST 5599BR	1138	1260	1599	898	1224
FM 958 LL	949	1617	1370	895	1208
DX 2410120	947	1313	1536	977	1193
FM 966 LL	998	1553	1264	898	1178
MISCOT 8824-26	1054	1480	1424	747	1176
PHY 310 R	910	1376	1481	926	1173
PHY 480 WR	1008	1338	1373	896	1154
FM 960 B2R	829	1430	1418	866	1136
PHY 410 R	827	1406	1431	740	1101
ST 5242BR	863	1152	1510	740	1066
ST 4686R	846	1192	1462	739	1060
DP 444 BG/RR	896	1197	1321	755	1042
MEAN	996	1453	1536	908	1215
LSD (0.10)	140	118	193	118	70
CV(%)	11.93	6.88	9.96	11.02	9.76
R-SQUARE	0.56	0.76	0.58	0.71	0.90
REPS	4	4	4	4	4

[†] Least square means.

[‡] Tunica location not harvested for yield due to excessive weed pressure and skippy stands.

Table 4. Averages[†] for lint yield and fiber quality traits over locations[‡] in the Hill Region Early Maturity Test in the 2005 Mississippi State University Cotton Variety Trials.

Entry	Lint Yield lb/a	Lint Percent %	Seed Index g	Boll Size g	Length inch	Uniformity Index %	Strength g/tex	Elongation %	Micronaire units
PHY 310 R	1583	42.80	9.34	4.82	1.11	84.55	29.98	8.70	4.63
PHY 470 WR	1528	40.49	9.79	4.45	1.12	84.73	29.42	9.27	4.48
ST 4575BR	1524	41.27	9.54	5.00	1.12	84.78	29.28	9.38	4.59
PHY 440 W	1516	40.79	9.88	4.51	1.15	85.01	29.24	9.09	4.57
DP 444 BG/RR	1469	41.81	9.75	4.84	1.13	84.66	27.91	8.15	4.08
DP 432 RR	1452	40.36	9.38	4.56	1.13	84.79	29.68	8.78	4.59
DP 455 BG/RR	1450	42.41	8.60	4.59	1.16	84.01	27.93	7.52	4.11
DP 393	1441	41.03	9.78	4.91	1.16	85.18	31.14	9.28	4.72
DP 445 BG/RR	1438	41.73	9.68	4.77	1.16	85.33	29.27	8.73	4.45
ST 5599BR	1434	40.41	10.76	5.66	1.14	83.88	29.49	8.03	4.88
ST 5242BR	1429	41.30	10.90	5.23	1.11	84.35	26.77	8.19	4.48
PHY 410 R	1420	39.53	9.86	4.57	1.12	85.28	30.57	9.12	4.60
FM 966 LL	1399	39.48	10.98	5.52	1.15	84.35	34.19	7.98	4.43
PHY 480 WR	1396	39.26	9.49	4.26	1.15	85.42	30.60	9.23	4.63
DP 434 RR	1379	41.70	9.33	4.98	1.18	84.48	26.43	8.21	4.18
ST 4686R	1359	41.07	9.71	4.97	1.12	84.60	29.33	9.53	4.61
DP 424 BGII/RR	1330	37.67	10.01	4.74	1.13	84.81	27.03	8.45	4.44
FM 960 BR	1312	39.26	10.65	5.22	1.13	84.33	34.38	8.08	4.42
TAMCOT 22	1307	40.85	10.18	5.38	1.15	83.70	26.68	8.10	4.03
FM 958 LL	1297	39.72	10.66	5.31	1.19	84.68	31.18	7.63	4.58
DX 2410120	1243	39.27	9.69	4.45	1.18	84.98	31.03	8.16	4.28
FM 960 B2R	1232	39.36	10.93	5.59	1.18	83.93	30.43	7.42	4.36
MEAN	1406	40.53	9.95	4.92	1.14	84.63	29.63	8.50	4.46
LSD (0.10)	78	0.53	0.40	0.34	0.01	0.48	0.83	0.17	0.14
CV(%)	8.17	1.93	6.02	10.36	1.91	0.83	4.16	2.99	4.68
R-SQUARE	0.93	0.89	0.66	0.57	0.75	0.57	0.82	0.90	0.82
REPS	12	12	12	12	12	12	12	12	12

[†]Least squares means.

[‡]Nesbit location was not included due to suspected glyphosate drift.

Table 5. 2005 Mississippi State University Hill¹ Early Maturity Cotton Variety Trial - Yield, Loan Value, and Per Acre Returns.

Entry	Lint Yield lb/a	Lint Percent %	Estimated Seed Yield lb/a	Loan Price ² cents/lb	Lint Value \$/a	Seed Value ³ \$/a	Gross Return \$/a
PHY 310 R	1583	42.80	2453	54.45	862	98	960
PHY 470 WR	1528	40.49	2368	54.75	836	95	931
ST 4575BR	1524	41.27	2363	54.75	835	95	930
PHY 440 W	1516	40.79	2350	54.75	830	94	924
DP 444 BG/RR	1469	41.81	2278	55.00	808	91	899
DP 432 RR	1452	40.36	2251	55.00	799	90	889
DP 455 BG/RR	1450	42.41	2247	54.90	796	90	886
DP 393	1441	41.03	2233	55.20	795	89	884
DP 445 BG/RR	1438	41.73	2230	54.75	788	89	877
ST 5599BR	1434	40.41	2222	54.65	784	89	873
ST 5242BR	1429	41.30	2214	54.10	773	89	862
PHY 410 R	1420	39.53	2200	55.20	784	88	872
FM 966 LL	1399	39.48	2168	55.15	772	87	859
PHY 480 WR	1396	39.26	2163	55.20	770	87	857
DP 434 RR	1379	41.70	2137	54.90	757	85	842
ST 4686R	1359	41.07	2107	54.75	744	84	828
DP 424 BGII/RR	1330	37.67	2062	54.75	728	82	810
FM 960 BR	1312	39.26	2034	55.15	724	81	805
TAMCOT 22	1307	40.85	2026	54.90	718	81	799
FM 958 LL	1297	39.72	2011	55.20	716	80	796
DX 2410120	1243	39.27	1927	55.45	689	77	766
FM 960 B2R	1232	39.36	1909	54.90	676	76	752

¹ Nesbit location was not included due to suspected glyphosate drift.

² A color and leaf grad of 41-4 was assumed for all calculations.

³ Estimates based upon a seed value of \$80 per ton.

² **Loan Price** was determined by entering OVT fiber data into the **Cotton Loan 2005 Calculator**. The Loan Calculator was developed through funding from Cotton Incorporated by Dr. Larry Falconer, Texas A&M Corpus Christi. The values are based on **USDA** premium and discount schedules for cotton entering the **Commodity Credit Corporation (CCC)** loan program (US National Loan Rate is \$0.52 per lb of lint for standard fiber characteristics). The information presented presumes a **standard leaf and color grade** since this information is needed to calculate the values and is not available from OVT data. **Color and leaf grade different than standard grades might affect the results.** Value per Acre is simply the Loan Price multiplied by the lint yield per acre.

Table 6. Average¹ lint yield for each location in the Hill Region Early Maturity Test in the 2005 Mississippi State University Cotton Variety Trials.

Entry	Brooksville Lint Yield lb/a	Nesbit ² Lint Yield lb/a	Verona Lint Yield lb/a	Raymond Lint Yield lb/a	Over Locations ³ Lint Yield lb/a
PHY 310 R	1129	1694	1914	1705	1583
PHY 470 WR	946	1623	1767	1870	1528
ST 4575BR	1023	1718	1907	1642	1524
PHY 440 W	935	-	1921	1693	1516
DP 444 BG/RR	1005	1743	1825	1579	1469
DP 432 RR	894	1744	1837	1626	1452
DP 455 BG/RR	1076	1651	1750	1523	1450
DP 393	978	-	1874	1471	1441
DP 445 BG/RR	1011	1877	1745	1559	1438
ST 5599BR	943	1647	1707	1652	1434
ST 5242BR	969	1775	1925	1392	1429
PHY 410 R	992	1471	1701	1566	1420
FM 966 LL	976	-	1651	1570	1399
PHY 480 WR	904	1742	1703	1580	1396
DP 434 RR	986	1777	1700	1451	1379
ST 4686R	952	1682	1702	1424	1359
DP 424 BGII/RR	878	1732	1547	1565	1330
FM 960 BR	957	1607	1672	1307	1312
TAMCOT 22	897	-	1387	1637	1307
FM 958 LL	860	-	1630	1403	1297
DX 2410120	870	-	1525	1335	1243
FM 960 B2R	867	1630	1517	1311	1232
MEAN	957	1694	1723	1539	1406
LSD (0.10)	144	102	126	137	78
CV(%)	12.72	5.05	6.18	7.53	8.17
R-SQUARE	0.38	0.63	0.73	0.68	0.93
REPS	4	4	4	4	12

¹Least square means.

²Due to suspected glyphosate drift, results for non-Round-up Ready varieties were excluded from the Nesbit location.

³Nesbit not included in over locations means.

Table 7.

Averages[†] for lint yield and fiber quality traits over locations[‡] in the Delta Region Mid Maturity Test in the 2005 Mississippi State University Cotton Variety Trials.

Entry	Lint Yield lb/a	Lint Percent %	Seed Index g	Boll Size g	Length inch	Uniformity Index %	Strength g/tex	Elongation %	Micronaire units
DP 445 BG/RR	1279	40.59	9.18	4.73	1.13	84.19	29.38	8.98	4.46
CS 37	1258	38.46	9.36	4.67	1.15	83.62	29.80	8.14	4.41
ST 5303R	1225	39.49	9.84	4.97	1.10	84.27	32.68	8.50	4.97
DP 488 BG/RR	1210	39.68	9.19	4.89	1.16	83.29	29.68	8.25	4.72
DP 494 RR	1186	40.35	9.46	5.00	1.17	84.26	31.07	8.41	4.74
ST 5599BR	1184	40.07	10.41	5.67	1.11	83.26	29.71	8.14	4.96
DP 449 BG/RR	1172	39.67	8.52	4.49	1.10	83.54	30.53	8.24	4.88
DP 455 BG/RR	1138	41.56	8.26	4.36	1.11	82.56	29.08	7.72	4.28
DP 555 BG/RR	1100	42.73	7.73	4.52	1.10	82.91	28.03	7.64	4.65
CS 38	1072	39.02	10.69	5.05	1.16	84.44	30.42	8.38	4.67
DP 444 BG/RR	1057	40.33	9.65	5.00	1.12	84.27	28.28	8.28	4.20
FM X9166B2LL	1048	39.49	10.04	5.16	1.13	83.59	33.29	8.06	4.94
DP 543 BGII/RR	1022	39.31	8.94	4.54	1.11	83.21	29.16	7.78	4.86
FM 800 BR	998	38.94	10.40	5.01	1.19	84.81	31.23	8.15	4.23
ST 6636BR	995	37.80	9.19	4.62	1.14	84.30	31.32	8.21	4.98
FM 800 B2R	993	38.00	10.49	5.19	1.19	84.66	30.11	8.01	4.29
ST 6848R	965	36.92	9.26	4.70	1.15	85.03	34.65	8.63	4.99
FM 832 LL	963	37.18	10.32	5.33	1.19	84.41	31.15	7.95	4.26
FM 991 B2R	924	37.42	10.16	4.80	1.16	83.96	31.90	7.98	4.51
MEAN	1088	39.32	9.53	4.88	1.14	83.93	30.60	8.18	4.63
LSD (0.10)	73	0.50	0.44	0.25	0.01	0.42	0.77	0.13	0.11
CV(%)	11.37	2.19	7.83	8.89	1.91	0.86	4.32	2.80	4.02
R-SQUARE	0.87	0.86	0.71	0.67	0.82	0.70	0.75	0.79	0.86
REPS	16	16	16	16	16	16	16	16	16

[†] Least squares means.

[‡] Tunica location not harvested for yield due to excessive weed pressure and skippy stands.

Table 8. 2005 Mississippi State University Delta Mid Maturity Cotton Variety Trial - Yield, Loan Value, and Per Acre Returns.

Entry	Lint Yield lb/a	Lint Percent %	Estimated Seed Yield lb/a	Loan Price [†] cents/lb	Lint Value \$/a	Seed Value [‡] \$/a	Gross Return \$/a
DP 445 BG/RR	1279	40.59	1982	54.65	699	79	778
CS 37	1258	38.46	1950	54.90	691	78	769
ST 5303R	1225	39.49	1899	54.60	669	76	745
DP 488 BG/RR	1210	39.68	1875	54.80	663	75	738
DP 494 RR	1186	40.35	1838	55.10	654	74	728
ST 5599BR	1184	40.07	1836	54.80	649	73	722
DP 449 BG/RR	1172	39.67	1817	54.55	640	73	713
DP 455 BG/RR	1138	41.56	1764	54.80	624	71	695
DP 555 BG/RR	1100	42.73	1704	54.00	594	68	662
CS 38	1072	39.02	1661	54.90	588	66	654
DP 444 BG/RR	1057	40.33	1638	54.90	580	66	646
FM X9166B2LL	1048	39.49	1624	55.15	578	65	643
DP 543 BGII/RR	1022	39.31	1585	54.55	558	63	621
FM 800 BR	998	38.94	1547	55.45	553	62	615
ST 6636BR	995	37.80	1542	55.10	548	62	610
FM 800 B2R	993	38.00	1539	55.25	548	62	610
ST 6848R	965	36.92	1496	55.25	533	60	593
FM 832 LL	963	37.18	1492	55.35	533	60	593
FM 991 B2R	924	37.42	1433	55.10	509	57	566

[†]A color and leaf grad of 41-4 was assumed for all calculations.

[‡]Estimates based upon a seed value of \$80 per ton.

[†]**Loan Price** was determined by entering OVT fiber data into the **Cotton Loan 2005 Calculator**. The Loan Calculator was developed through funding from Cotton Incorporated by Dr. Larry Falconer, Texas A&M Corpus Christi. The values are based on **USDA** premium and discount schedules for cotton entering the **Commodity Credit Corporation (CCC)** loan program (US National Loan Rate is \$0.52 per lb of lint for standard fiber characteristics). The information presented presumes a **standard leaf and color grade** since this information is needed to calculate the values and is not available from OVT data. **Color and leaf grade different than standard grades might affect the results.** Value per Acre is simply the Loan Price multiplied by the lint yield per acre.

Table 9. Average[†] lint yield for each location[‡] in the Delta Region Mid Maturity Test in the 2005 Mississippi State University Cotton Variety Trials.

Entry	Stoneville Lint Yield lb/a	Clarksdale Lint Yield lb/a	Rolling Fork Lint Yield lb/a	Tribbett Lint Yield lb/a	Over Locations Lint Yield lb/a
DP 445 BG/RR	927	1490	1618	1081	1279
CS 37	852	1529	1499	1151	1258
ST 5303R	914	1491	1523	974	1225
DP 488 BG/RR	808	1556	1448	1027	1210
DP 494 RR	850	1465	1512	917	1186
ST 5599BR	992	1331	1510	905	1184
DP 449 BG/RR	952	1407	1419	911	1172
DP 455 BG/RR	869	1421	1250	1012	1138
DP 555 BG/RR	853	1187	1429	929	1100
CS 38	676	1386	1355	869	1072
DP 444 BG/RR	852	1221	1342	812	1057
FM X9166B2LL	702	1329	1289	872	1048
DP 543 BGII/RR	746	1046	1403	895	1022
FM 800 BR	874	1057	1225	837	998
ST 6636BR	704	1220	1272	784	995
FM 800 B2R	778	1101	1221	870	993
ST 6848R	738	1198	1182	742	965
FM 832 LL	777	1110	1085	879	963
FM 991 B2R	661	1192	1044	800	924
MEAN	817	1302	1350	909	1088
LSD (0.10)	136	116	234	107	73
CV(%)	14.10	7.54	13.38	9.96	11.37
R-SQUARE	0.59	0.80	0.52	0.69	0.88
REPS	4	4	4	4	4

[†] Least square means.

[‡] Tunica location not harvested for yield due to excessive weed pressure and skippy stands.

Table 10.

Averages[†] for lint yield and fiber quality traits over locations in the Hill Region Mid Maturity Test in the 2005 Mississippi State University Cotton Variety Trials.

Entry	Lint Yield lb/a	Lint Percent %	Seed Index g	Boll Size g	Length inch	Uniformity Index %	Strength g/tex	Elongation %	Micronaire units
DP 455 BG/RR	1397	43.15	8.68	4.49	1.15	83.98	29.36	7.81	4.29
DP 445 BG/RR	1347	41.51	9.84	4.87	1.15	85.25	29.57	8.84	4.54
ST 5599BR	1327	41.40	10.54	5.64	1.12	83.44	30.42	8.13	4.86
DP 555 BG/RR	1323	43.27	8.03	4.28	1.11	82.96	28.23	7.55	4.69
DP 488 BG/RR	1322	39.83	9.51	5.19	1.17	84.21	29.62	8.18	4.51
ST 6636BR	1306	38.98	9.32	4.48	1.16	85.18	32.08	8.25	4.71
CS 37	1301	39.88	9.32	4.83	1.15	84.10	30.05	8.25	4.43
DP 494 RR	1299	40.74	9.14	4.98	1.18	84.66	31.13	8.37	4.66
FM X9166B2LL	1292	40.31	10.38	4.94	1.15	84.22	32.86	8.03	4.80
DP 449 BG/RR	1286	39.85	8.84	4.31	1.11	83.68	31.11	8.12	4.62
DP 444 BG/RR	1274	41.71	9.73	4.75	1.12	84.74	29.06	8.30	4.08
ST 5303R	1273	40.50	9.80	5.00	1.10	84.89	33.37	8.55	4.61
ST 6848R	1251	38.79	9.35	4.58	1.15	85.17	35.12	8.52	4.93
CS 38	1251	40.10	10.47	4.75	1.17	84.76	31.55	8.52	4.67
DP 543 BGII/RR	1225	40.14	8.66	4.44	1.12	83.60	29.31	7.71	4.66
FM 832 LL	1072	38.63	10.28	5.33	1.20	85.28	31.29	7.74	3.98
FM 800 BR	1063	38.55	10.43	5.38	1.21	85.35	31.14	8.01	3.87
FM 991 B2R	1055	38.10	10.18	4.93	1.16	83.93	31.35	7.82	4.23
FM 800 B2R	997	38.64	10.49	5.42	1.20	84.63	31.32	7.92	4.01
MEAN	1245	40.21	9.63	4.87	1.15	84.42	30.94	8.14	4.48
LSD (0.10)	60	0.64	0.46	0.37	0.01	0.47	0.91	0.18	0.15
CV(%)	7.14	2.37	7.00	11.13	1.89	0.82	4.37	3.29	4.84
R-SQUARE	0.90	0.87	0.67	0.52	0.82	0.65	0.73	0.75	0.83
REPS	12	12	12	12	12	12	12	12	12

[†]Least squares means.

Table 11. 2005 Mississippi State University Hill¹ Mid Maturity Cotton Variety Trial - Yield, Loan Value, and Per Acre Returns.

Entry	Lint Yield lb/a	Lint Percent %	Estimated Seed Yield lb/a	Loan Price ² cents/lb	Lint Value \$/a	Seed Value ³ \$/a	Gross Return \$/a
DP 455 BG/RR	1397	43.15	2165	54.90	767	87	854
DP 445 BG/RR	1347	41.51	2088	55.00	741	84	825
ST 5599BR	1327	41.40	2057	54.80	727	82	809
DP 555 BG/RR	1323	43.27	2051	54.55	722	82	804
DP 488 BG/RR	1322	39.83	2049	54.90	726	82	808
ST 6636BR	1306	38.98	2024	55.20	721	81	802
CS 37	1301	39.88	2017	54.90	714	81	795
DP 494 RR	1299	40.74	2013	55.20	717	81	798
FM X9166B2LL	1292	40.31	2003	55.15	713	80	793
DP 449 BG/RR	1286	39.85	1993	54.55	702	80	782
DP 444 BG/RR	1274	41.71	1975	55.00	701	79	780
ST 5303R	1273	40.50	1973	54.70	696	79	775
ST 6848R	1251	38.79	1939	55.25	691	78	769
CS 38	1251	40.10	1938	55.20	690	78	768
DP 543 BGII/RR	1225	40.14	1898	54.65	669	76	745
FM 832 LL	1072	38.63	1662	55.45	595	66	661
FM 800 BR	1063	38.55	1647	55.45	589	66	655
FM 991 B2R	1055	38.10	1636	55.35	584	65	649
FM 800 B2R	997	38.64	1546	55.45	553	62	615

¹ Nesbit location was not included due to suspected glyphosate drift.

² A color and leaf grad of 41-4 was assumed for all calculations.

³ Estimates based upon a seed value of \$80 per ton.

² **Loan Price** was determined by entering OVT fiber data into the **Cotton Loan 2005 Calculator**. The Loan Calculator was developed through funding from Cotton Incorporated by Dr. Larry Falconer, Texas A&M Corpus Christi. The values are based on **USDA** premium and discount schedules for cotton entering the **Commodity Credit Corporation (CCC)** loan program (US National Loan Rate is \$0.52 per lb of lint for standard fiber characteristics). The information presented presumes a **standard leaf and color grade** since this information is needed to calculate the values and is not available from OVT data. **Color and leaf grade different than standard grades might affect the results.** Value per Acre is simply the Loan Price multiplied by the lint yield per acre.

Table 12. Average¹ lint yield for each location in the Hill Region Mid Maturity Test in the 2005 Mississippi State University Cotton Variety Trials.

Entry	Brooksville Lint Yield lb/a	Nesbit ² Lint Yield lb/a	Verona Lint Yield lb/a	Raymond Lint Yield lb/a	Over Locations ³ Lint Yield lb/a
DP 455 BG/RR	1201	1680	1513	1476	1397
DP 445 BG/RR	1138	1647	1348	1556	1347
ST 5599BR	1133	1555	1400	1449	1327
DP 555 BG/RR	1054	1629	1485	1431	1323
DP 488 BG/RR	1092	1545	1427	1447	1322
ST 6636BR	1089	1481	1429	1400	1306
CS 37	1064	-	1404	1436	1301
DP 494 RR	1114	1414	1367	1417	1299
FM X9166B2LL	1083	-	1376	1419	1292
DP 449 BG/RR	1029	1622	1353	1475	1286
DP 444 BG/RR	1041	1800	1425	1356	1274
ST 5303R	1027	1420	1314	1477	1273
ST 6848R	1134	1293	1344	1276	1251
CS 38	931	-	1431	1391	1251
DP 543 BGII/RR	922	1516	1336	1417	1225
FM 832 LL	777	-	1233	1207	1072
FM 800 BR	732	1433	1236	1221	1063
FM 991 B2R	836	1421	1119	1211	1055
FM 800 B2R	739	1361	971	1282	997
MEAN	1007	1521	1343	1386	1245
LSD (0.10)	125	65	121	54	60
CV(%)	10.51	3.6	7.62	3.3	7.14
R-SQUARE	0.77	0.89	0.75	0.87	0.90
REPS	4	4	4	4	4

¹ Least square means.

² Due to suspected glyphosate drift, results for non-Round-up Ready varieties were excluded from the Nesbit location.

³ Nesbit not included in over locations means.

Table 13.

Averages[†] for lint yield and fiber quality traits over locations in Delta and Hill Regions New Entry Test in the 2005 Mississippi State University Cotton Variety Trials.

Entry	Lint Yield	Lint Percent	Seed Index	Boll Size	Length	Uniformity Index	Strength	Elongation	Micronaire
	lb/a	%	g	g	inch	%	g/tex	%	units
ST 5599BR	1199	39.97	10.32	5.69	1.13	83.44	29.81	8.10	4.72
DPLX 04Y170BR	1188	41.27	8.71	4.61	1.11	83.04	29.38	8.09	4.71
DP 117 B2RF	1187	40.59	9.25	4.90	1.13	83.33	31.23	8.35	4.63
PHY 370 WR	1180	41.12	9.50	4.69	1.11	84.02	30.59	8.69	4.66
PHY 485 WRF	1172	39.99	9.05	4.18	1.12	84.56	30.58	9.23	4.48
DP 147 RF	1164	40.39	9.63	5.31	1.20	83.94	29.30	7.82	4.38
STX 4664RF	1163	40.22	8.96	4.84	1.12	84.11	29.66	9.43	4.43
DP 110 RF	1154	39.98	9.23	4.86	1.12	84.18	32.79	9.06	4.53
DPLX 03X179R	1151	42.99	8.72	5.18	1.15	84.42	31.07	8.58	4.85
xBCG ^{††} 3255	1146	37.36	9.54	4.56	1.11	83.72	27.34	8.43	3.95
DP 454 BG/RR	1141	42.03	8.98	4.52	1.11	83.68	28.91	7.93	4.20
DP 444 BG/RR	1135	41.20	9.11	4.69	1.13	84.52	27.24	8.09	4.03
PHY 415 RF	1133	39.75	9.73	4.41	1.10	83.93	28.86	9.04	4.76
DP 108 RF	1125	40.29	9.03	4.86	1.11	83.56	29.28	7.79	4.29
DP 143 B2RF	1119	38.59	9.83	4.95	1.20	83.47	28.07	8.01	4.29
STX 0416B2R	1115	38.73	9.55	4.68	1.12	83.80	30.51	8.33	4.59
PHY 425 RF	1114	39.75	8.93	4.27	1.12	84.24	30.05	9.24	4.86
CG 4020 B2RF	1113	38.96	9.45	4.24	1.16	83.43	26.31	8.09	4.14
xBCG 9124	1112	39.27	9.83	4.52	1.16	83.97	26.07	8.16	4.16
ST 4357B2RF	1111	39.09	9.28	4.51	1.16	83.55	26.52	8.16	4.23
PHY 475 WRF	1107	39.99	9.47	4.73	1.11	84.53	29.95	9.15	4.50
xBCG 4575	1107	37.68	9.68	4.39	1.11	83.98	27.19	8.39	3.98
DG 2520 B2RF	1099	39.23	9.54	4.52	1.16	83.62	26.29	8.04	4.11
DP 113 B2RF	1097	38.76	10.13	4.94	1.15	83.67	30.14	7.59	4.30
CG 3020 B2RF	1091	37.84	9.80	4.47	1.11	83.89	27.14	8.36	3.96
DPLX 05X648DR	1086	41.21	8.13	4.22	1.10	82.46	27.11	7.36	4.73
DP 167 RF	1085	39.08	9.20	4.90	1.17	83.86	28.54	7.87	4.42
STX 4554B2RF	1083	39.70	9.58	4.91	1.13	83.98	29.83	9.44	4.58
VIGORO CX 621	1083	39.42	9.50	4.36	1.15	83.99	27.01	8.19	4.15
DG 2100 B2RF	1081	37.82	9.33	4.52	1.11	83.74	27.78	8.44	4.01
xBCG 4630	1077	38.90	9.73	4.30	1.15	83.73	26.35	8.28	4.21
CG 3520 B2RF	1065	37.68	9.14	4.07	1.15	83.83	26.18	8.36	4.11
xBCG 4153	1055	37.05	9.71	4.42	1.13	83.59	26.41	8.24	3.88
xBCG 8391	1054	36.88	9.58	4.59	1.19	84.79	28.35	8.30	4.08
xBCG 2038	1053	37.91	9.16	4.12	1.16	83.91	25.65	8.23	4.13
DP 156 B2RF	1053	38.06	8.92	4.36	1.16	83.34	27.25	7.59	4.23
DG 2215 B2RF	1042	37.26	9.33	4.43	1.14	83.63	27.19	8.26	4.04
DP 152 RF	1039	37.91	8.92	4.73	1.16	82.94	27.66	7.61	4.26
STX 6622RF	1032	39.16	8.96	4.42	1.15	84.50	31.91	8.19	4.66
VIGORO CX 612	1028	37.45	9.37	4.29	1.15	83.70	26.39	8.28	4.08
STX 0414B2RF	1028	37.74	9.06	4.35	1.14	84.01	30.88	7.98	4.63
DG 2242 B2RF	1027	37.47	9.58	4.34	1.16	84.06	26.37	8.43	4.19
VIGORO CX 631	1019	36.66	9.78	4.69	1.19	85.28	28.17	8.38	4.14
ST 5007B2RF	1004	36.70	9.83	4.71	1.19	84.58	28.33	8.29	4.05
DP 164 B2RF	1000	38.64	8.89	4.66	1.17	83.54	28.30	8.07	4.56
STX 6611B2RF	989	37.99	9.24	4.68	1.13	83.66	29.99	7.96	4.70
STX 5885B2RF	979	37.25	8.95	4.25	1.15	83.40	30.03	8.59	4.54
xBCG 1504	969	37.75	9.94	4.94	1.17	83.65	30.76	8.02	4.24
xBCG 1505	951	36.20	10.26	5.39	1.16	83.73	30.39	7.81	4.01
xBCG 0405	912	35.36	10.88	5.21	1.18	83.66	28.10	7.34	3.74
MEAN	1085	38.85	9.40	4.63	1.14	83.84	28.58	8.27	4.32
LSD (0.10)	61	0.68	0.48	0.28	0.01	0.44	0.74	0.17	0.14
CV(%)	9.58	2.62	7.61	9.10	1.98	0.90	4.45	3.54	5.46
R-SQUARE	0.90	0.81	0.50	0.57	0.77	0.66	0.80	0.81	0.81
REPS	16	12	12	12	16	16	16	16	16

[†] Least squares means.^{††} All BCG (Beltwide Genetics) lines may have been treated with systemic insecticide Cruiser.

Table 14. 2005 Mississippi State University Delta & Hill New Entry Cotton Variety Trial - Yield, Loan Value, and Per Acre Returns.

Entry	Lint Yield	Lint Percent	Estimated Seed Yield	Loan Price ^{1†}	Lint Value	Seed Value ²	Gross Return
	lb/a	%	lb/a	cents/lb	\$/a	\$/a	\$/a
ST 5599BR	1199	39.97	1858	54.80	657	74	731
DPLX 04Y170BR	1188	41.27	1842	54.55	648	74	722
DP 117 B2RF	1187	40.59	1840	55.00	653	74	727
PHY 370 WR	1180	41.12	1829	55.10	650	73	723
PHY 485 WRF	1172	39.99	1816	55.20	647	73	720
DP 147 RF	1164	40.39	1805	54.65	636	72	708
STX 4664RF	1163	40.22	1803	54.90	639	72	711
DP 110 RF	1154	39.98	1789	55.15	637	72	709
DPLX 03X179R	1151	42.99	1785	55.10	634	71	705
xBCG ³ 3255	1146	37.36	1776	54.35	623	71	694
DP 454 BG/RR	1141	42.03	1768	54.90	626	71	697
DP 444 BG/RR	1135	41.20	1759	55.00	624	70	694
PHY 415 RF	1133	39.75	1756	54.10	613	70	683
DP 108 RF	1125	40.29	1744	54.35	611	70	681
DP 143 B2RF	1119	38.59	1734	54.80	613	69	682
STX 0416B2R	1115	38.73	1729	55.10	615	69	684
PHY 425 RF	1114	39.75	1727	54.90	612	69	681
CG 4020 B2RF	1113	38.96	1725	54.80	610	69	679
xBCG 9124	1112	39.27	1724	54.90	611	69	680
ST 4357B2RF	1111	39.09	1722	54.90	610	69	679
PHY 475 WRF	1107	39.99	1717	55.00	609	69	678
xBCG 4575	1107	37.68	1716	54.35	602	69	671
DG 2520 B2RF	1099	39.23	1704	54.90	604	68	672
DP 113 B2RF	1097	38.76	1700	54.90	602	68	670
CG 3020 B2RF	1091	37.84	1692	54.35	593	68	661
DPLX 05X648DR	1086	41.21	1684	53.75	584	67	651
DP 167 RF	1085	39.08	1682	54.65	593	67	660
STX 4554B2RF	1083	39.70	1679	54.90	595	67	662
VIGORO CX 621	1083	39.42	1678	54.90	594	67	661
DG 2100 B2RF	1081	37.82	1675	54.35	587	67	654
xBCG 4630	1077	38.90	1670	54.90	591	67	658
CG 3520 B2RF	1065	37.68	1650	54.90	585	66	651
xBCG 4153	1055	37.05	1636	54.90	579	65	644
xBCG 8391	1054	36.88	1634	55.00	580	65	645
xBCG 2038	1053	37.91	1633	54.90	578	65	643
DP 156 B2RF	1053	38.06	1633	54.80	577	65	642
DG 2215 B2RF	1042	37.26	1616	54.90	572	65	637
DP 152 RF	1039	37.91	1610	54.80	569	64	633
STX 6622RF	1032	39.16	1599	55.20	569	64	633
VIGORO CX 612	1028	37.45	1593	54.90	564	64	628
STX 0414B2RF	1028	37.74	1593	55.10	566	64	630
DG 2242 B2RF	1027	37.47	1592	54.90	564	64	628
VIGORO CX 631	1019	36.66	1579	55.00	560	63	623
ST 5007B2RF	1004	36.70	1556	55.00	552	62	614
DP 164 B2RF	1000	38.64	1549	54.65	546	62	608
STX 6611B2RF	989	37.99	1534	54.90	543	61	604
STX 5885B2RF	979	37.25	1517	54.80	536	61	597
xBCG 1504	969	37.75	1502	55.35	536	60	596
xBCG 1505	951	36.20	1474	55.15	524	59	583
xBCG 0405	912	35.36	1414	54.90	501	57	558

¹ A color and leaf grad of 41-4 was assumed for all calculations.

² Estimates based upon a seed value of \$80 per ton.

³ All BCG (Beltwide Genetics) lines may have been treated with systemic insecticide Cruiser.

[†] **Loan Price** was determined by entering OVT fiber data into the **Cotton Loan 2005 Calculator**. The Loan Calculator was developed through funding from Cotton Incorporated by Dr. Larry Falconer, Texas A&M Corpus Christi. The values are based on **USDA** premium and discount schedules for cotton entering the **Commodity Credit Corporation (CCC)** loan program (US National Loan Rate is \$0.52 per lb of lint for standard fiber characteristics). The information presented presumes a **standard leaf and color grade** since this information is needed to calculate the values and is not available from OVT data. **Color and leaf grade different than standard grades might affect the results.** Value per Acre is simply the Loan Price multiplied by the lint yield per acre.

Table 15. Average[†] lint yield for each location in the Hill and Delta Region New Entry Test in the 2005 Mississippi State University Cotton Variety Trials.

Entry	Stoneville Lint Yield lb/a	Tribbett Lint Yield lb/a	Brooksville Lint Yield lb/a	Verona Lint Yield lb/a	Over Locations Lint Yield lb/a
ST 5599BR	888	1016	1209	1682	1199
DPLX 04Y170BR	1056	937	1018	1743	1188
DP 117 B2RF	1158	955	1038	1598	1187
PHY 370 WR	1015	1007	1071	1627	1180
PHY 485 WRF	997	998	1129	1563	1172
DP 147 RF	1015	1026	1122	1494	1164
STX 4664RF	869	927	1129	1728	1163
DP 110 RF	1002	1045	929	1642	1154
DPLX 03X179R	948	1123	1032	1503	1151
xBCG ^{††} 3255	914	988	1117	1564	1146
DP 454 BG/RR	812	854	1110	1787	1141
DP 444 BG/RR	916	941	954	1729	1135
PHY 415 RF	929	911	1036	1654	1133
DP 108 RF	953	962	904	1680	1125
DP 143 B2RF	893	1049	1025	1509	1119
STX 0416B2R	1027	966	969	1498	1115
PHY 425 RF	896	977	1038	1546	1114
CG 4020 B2RF	886	1048	1034	1483	1113
xBCG 9124	930	928	1035	1557	1112
ST 4357B2RF	959	999	971	1515	1111
PHY 475 WRF	942	983	1081	1423	1107
xBCG 4575	978	891	1031	1530	1107
DG 2520 B2RF	889	990	954	1565	1099
DP 113 B2RF	954	978	883	1572	1097
CG 3020 B2RF	973	988	951	1454	1091
DPLX 05X648DR	927	983	804	1633	1086
DP 167 RF	995	898	990	1459	1085
STX 4554B2RF	744	870	1135	1585	1083
VIGORO CX 621	958	986	1023	1365	1083
DG 2100 B2RF	890	1001	935	1498	1081
xBCG 4630	905	923	1061	1420	1077
CG 3520 B2RF	829	983	991	1456	1065
xBCG 4153	857	977	943	1445	1055
xBCG 8391	780	861	1112	1464	1054
xBCG 2038	861	825	1026	1502	1053
DP 156 B2RF	924	944	964	1382	1053
DG 2215 B2RF	850	965	1012	1342	1042
DP 152 RF	850	934	916	1457	1039
STX 6622RF	752	769	1026	1579	1032
VIGORO CX 612	797	881	936	1498	1028
STX 0414B2RF	715	824	989	1582	1028
DG 2242 B2RF	816	899	1003	1389	1027
VIGORO CX 631	774	937	888	1475	1019
ST 5007B2RF	754	811	994	1458	1004
DP 164 B2RF	763	1050	888	1297	1000
STX 6611B2RF	628	807	1045	1479	989
STX 5885B2RF	795	850	888	1382	979
xBCG 1504	885	810	875	1306	969
xBCG 1505	770	855	933	1246	951
xBCG 0405	914	809	735	1190	912
MEAN	891	938	998	1511	1085
LSD (0.10)	122	155	105	100	61
CV(%)	11.73	13.95	9.02	5.64	9.58
R-SQUARE	0.58	0.34	0.60	0.77	0.90
REPS	4	4	4	4	16

[†]Least squares means.

^{††}All BCG (Beltwide Genetics) lines may have been treated with systemic insecticide Cruiser.

Table 16. Averages for lint yield and fiber quality traits over two years (2004-2005) in the Delta Region Early Maturity Mississippi State University Cotton Variety Trials.

Entry	Lint Yield lb/a	Lint Percent %	Seed Index g	Boll Size g	Length inch	Uniformity Index %	Strength g/tex	Elongation %	Micronaire units
DX 25105N	1695	41.78	9.94	5.77	1.15	84.20	29.23	8.28	4.76
DP 434 RR	1620	41.94	9.57	5.68	1.17	84.66	27.00	7.93	4.38
DP 432 RR	1586	40.25	9.55	5.30	1.12	84.42	30.45	8.72	4.86
ST 5599BR	1541	39.94	10.87	6.00	1.14	83.96	31.20	7.93	4.84
ST 4575BR	1535	40.75	10.06	5.60	1.12	84.40	30.22	9.12	4.77
DP 445 BG/RR	1528	41.06	9.60	5.41	1.15	84.77	30.85	8.65	4.60
FM 960 BR	1511	39.35	10.81	5.96	1.13	84.47	35.12	7.93	4.61
DP 393	1494	40.19	9.99	5.47	1.17	85.11	31.66	8.94	4.72
ST 5242BR	1466	40.71	11.36	6.04	1.11	84.29	27.65	7.94	4.58
DP 455 BG/RR	1447	41.51	8.89	4.99	1.14	83.79	30.95	7.57	4.28
FM 958 LL	1442	39.82	10.81	5.53	1.17	84.71	33.09	7.74	4.78
ST 4686R	1411	40.16	10.13	5.42	1.14	84.31	29.71	8.63	4.70
DP 444 BG/RR	1397	41.20	9.76	5.35	1.13	84.73	29.30	7.94	4.26
PHY 410 R	1397	39.22	10.00	4.96	1.13	84.82	31.50	8.97	4.73
FM 966 LL	1396	39.18	11.60	5.83	1.14	84.56	35.08	7.76	4.65
DP 424 BGII/RR	1387	37.17	10.28	5.33	1.12	84.53	28.83	8.38	4.69
FM 960 B2R	1378	39.19	11.48	5.82	1.19	84.74	32.93	7.61	4.74
MEAN	1484	40.20	10.28	5.56	1.14	84.50	30.87	8.24	4.64

Table 17. Averages for lint yield and fiber quality traits over two years (2004-2005) in the Hill Region Early Maturity Mississippi State University Cotton Variety Trials.

Entry	Lint Yield lb/a	Lint Percent %	Seed Index g	Boll Size g	Length inch	Uniformity Index %	Strength g/tex	Elongation %	Micronaire units
ST 4575BR	1430	41.28	9.74	5.36	1.11	84.42	29.54	9.04	4.68
ST 5599BR	1419	41.29	10.72	5.98	1.13	83.82	30.50	7.89	4.85
DP 445 BG/RR	1373	41.64	9.72	5.12	1.14	85.08	29.78	8.53	4.47
DP 393	1369	41.40	9.98	5.22	1.15	85.13	31.34	8.99	4.77
ST 5242BR	1365	41.54	11.02	5.75	1.10	84.24	27.27	7.97	4.50
DP 455 BG/RR	1358	42.18	8.95	4.94	1.14	84.21	29.95	7.70	4.23
DP 444 BG/RR	1349	41.90	9.65	4.96	1.12	84.50	28.37	7.93	4.11
ST 4686R	1341	41.08	10.02	5.25	1.12	84.30	28.84	8.59	4.60
DP 432 RR	1340	40.36	9.42	4.87	1.11	84.51	29.93	8.67	4.74
FM 966 LL	1321	39.73	11.28	5.85	1.14	84.52	35.11	7.85	4.48
FM 960 BR	1320	39.99	10.73	5.69	1.11	84.37	34.96	7.93	4.51
PHY 410 R	1319	39.67	10.06	4.80	1.12	85.00	30.54	8.95	4.72
DP 434 RR	1313	41.81	9.44	5.29	1.16	84.66	27.28	8.06	4.29
FM 958 LL	1307	40.24	10.77	5.59	1.17	84.71	32.72	7.70	4.69
DP 424 BGII/RR	1236	37.34	10.31	5.06	1.11	84.55	27.79	8.32	4.52
FM 960 B2R	1229	39.69	11.02	5.78	1.17	84.24	31.63	7.37	4.48
MEAN	1337	40.70	10.18	5.34	1.13	84.52	30.35	8.22	4.54

Table 18. Averages for lint yield and fiber quality traits over two years (2004-2005) in the Delta Region Mid Maturity Mississippi State University Cotton Variety Trials.

Entry	Lint Yield lb/a	Lint Percent %	Seed Index g	Boll Size g	Length inch	Uniformity Index %	Strength g/tex	Elongation %	Micronaire units
DP 445 BG/RR	1494	40.60	9.70	5.38	1.15	84.83	30.11	8.63	4.55
ST 5599BR	1422	39.87	10.69	6.09	1.14	84.02	31.00	7.92	4.84
ST 5303R	1388	39.74	10.12	5.54	1.10	84.75	33.37	8.34	4.91
DP 455 BG/RR	1334	41.19	8.97	5.11	1.15	83.76	30.85	7.58	4.28
DP 488 BG/RR	1324	40.36	9.70	5.39	1.18	84.48	30.92	8.04	4.73
DP 494 RR	1310	40.73	9.84	5.25	1.18	85.01	32.36	8.30	4.78
DP 555 BG/RR	1273	42.77	8.24	4.95	1.13	83.60	28.92	7.48	4.66
DP 449 BG/RR	1261	39.47	9.21	5.07	1.12	84.06	31.64	8.01	4.81
ST 6636BR	1207	37.93	9.76	5.25	1.16	84.89	32.68	8.07	4.93
DP 543 BGII/RR	1194	39.08	9.44	5.19	1.14	83.95	30.22	7.63	4.85
ST 6848R	1191	37.27	9.69	5.02	1.16	85.32	35.25	8.44	4.93
FM 800 BR	1175	39.00	10.77	5.59	1.21	85.60	32.06	7.86	4.29
FM 832 LL	1151	37.65	10.74	5.64	1.20	85.39	32.22	7.74	4.34
FM 800 B2R	1114	38.18	10.89	5.51	1.20	85.47	31.76	7.83	4.48
FM 991 B2R	1101	37.04	10.63	5.40	1.18	84.73	32.89	7.76	4.52
MEAN	1263	39.39	9.89	5.36	1.16	84.66	31.75	7.98	4.66

Table 19. Averages for lint yield and fiber quality traits over two years (2004-2005) in the Hill Region Mid Maturity Mississippi State University Cotton Variety Trials.

Entry	Lint Yield lb/a	Lint Percent %	Seed Index g	Boll Size g	Length inch	Uniformity Index %	Strength g/tex	Elongation %	Micronaire units
DP 455 BG/RR	1326	42.76	8.79	4.68	1.14	84.05	30.43	7.61	4.28
DP 488 BG/RR	1321	40.87	9.63	5.49	1.17	84.62	30.72	8.02	4.56
ST 5599BR	1314	41.47	10.48	5.90	1.12	83.68	30.90	7.89	4.75
DP 555 BG/RR	1305	43.60	8.20	4.67	1.11	83.20	28.83	7.37	4.70
DP 445 BG/RR	1288	41.38	9.70	5.15	1.14	84.94	30.02	8.55	4.55
DP 494 RR	1279	41.38	9.30	5.25	1.16	84.64	31.78	8.25	4.73
ST 5303R	1259	40.56	9.89	5.33	1.08	84.67	33.31	8.42	4.75
ST 6636BR	1252	39.04	9.47	4.87	1.15	84.91	32.19	8.05	4.67
DP 449 BG/RR	1246	39.86	8.95	4.64	1.11	83.95	31.58	7.99	4.62
DP 543 BGII/RR	1220	40.82	8.82	4.74	1.11	83.70	29.96	7.59	4.70
ST 6848R	1193	38.51	9.52	4.94	1.15	85.25	35.06	8.41	4.84
FM 800 BR	1141	39.76	10.41	5.66	1.20	85.56	31.78	7.84	3.99
FM 832 LL	1122	39.01	10.30	5.70	1.19	85.33	31.87	7.61	4.13
FM 991 B2R	1120	38.13	10.44	5.22	1.16	84.23	31.89	7.65	4.30
FM 800 B2R	1049	39.20	10.32	5.71	1.18	84.93	32.16	7.79	4.11
MEAN	1229	40.42	9.61	5.20	1.14	84.51	31.50	7.94	4.51

Table 20. Averages for lint yield and fiber quality traits over three years (2003-2005) in the Delta Region Early Maturity Mississippi State University Cotton Variety Trials.

Entry	Lint Yield lb/a	Lint Percent %	Seed Index g	Boll Size [†] g	Length inch	Uniformity Index %	Strength g/tex	Elongation %	Micronaire units
DP 432 RR	1435	39.99	9.48	5.30	1.12	84.28	30.55	8.71	4.82
DP 434 RR	1491	41.77	9.55	5.68	1.16	84.45	27.19	8.00	4.38
FM 958 LL	1326	39.55	10.75	5.53	1.17	84.37	33.04	7.70	4.73
FM 960 BR	1409	38.98	10.80	5.96	1.12	84.16	35.24	7.87	4.58
FM 966 LL	1323	39.26	11.52	5.83	1.13	84.22	35.23	7.76	4.71
PHY 410 R	1295	38.87	10.18	4.96	1.13	84.68	31.23	8.89	4.71
MEAN	1380	39.74	10.38	5.54	1.14	84.36	32.08	8.16	4.66

[†] Two years only (2004 & 2005).

Table 21. Averages for lint yield and fiber quality traits over three years (2003-2005) in the Hill Region Early Maturity Mississippi State University Cotton Variety Trials.

Entry	Lint Yield lb/a	Lint Percent %	Seed Index g	Boll Size [†] g	Length inch	Uniformity Index %	Strength g/tex	Elongation %	Micronaire units
DP 444 BG/RR	1321	41.73	9.79	4.96	1.11	84.44	29.33	8.12	4.06
FM 960 BR	1314	39.78	10.63	5.69	1.12	84.36	35.18	7.98	4.40
DP 432 RR	1265	40.15	9.37	4.87	1.11	84.47	30.31	8.74	4.57
DP 434 RR	1260	41.18	9.47	5.29	1.16	84.61	28.27	8.24	4.23
PHY 410 R	1257	39.57	10.10	4.80	1.12	84.94	31.44	9.09	4.65
MEAN	1283	40.48	9.87	5.12	1.12	84.56	30.91	8.43	4.38

[†]Two years only (2004 & 2005).

Table 22. Averages for lint yield and fiber quality traits over three years (2003-2005) in the Delta Region Mid Maturity Mississippi State University Cotton Variety Trials.

Entry	Lint Yield lb/a	Lint Percent %	Seed Index g	Boll Size [†] g	Length inch	Uniformity Index %	Strength g/tex	Elongation %	Micronaire units
ST 5599BR	1438	39.90	10.76	6.09	1.14	83.81	31.07	7.95	4.82
ST 5303R	1306	39.37	10.03	5.54	1.10	84.63	33.45	8.34	4.85
DP 488 BG/RR	1298	40.46	9.81	5.39	1.18	84.50	30.88	8.01	4.73
DP 555 BG/RR	1285	42.60	8.48	4.95	1.13	83.28	29.13	7.45	4.63
DP 494 RR	1266	40.63	9.90	5.25	1.18	84.68	32.52	8.29	4.79
DP 449 BG/RR	1208	39.03	9.23	5.07	1.12	83.91	31.73	7.98	4.75
FM 800 BR	1169	38.91	10.69	5.59	1.21	85.59	32.43	7.91	4.19
MEAN	1281	40.13	9.84	5.41	1.15	84.34	31.60	7.99	4.68

[†]Two years only (2004 & 2005).

Table 23. Averages for lint yield and fiber quality traits over three years (2003-2005) in the Hill Region Mid Maturity Mississippi State University Cotton Variety Trials.

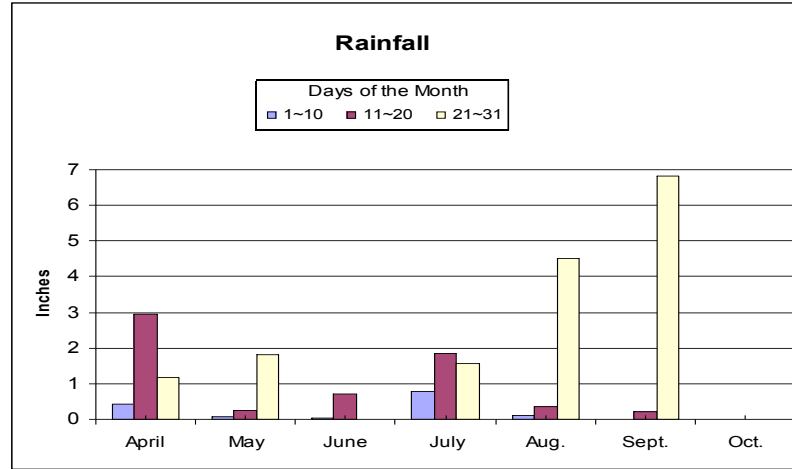
Entry	Lint Yield lb/a	Lint Percent %	Seed Index g	Boll Size [†] g	Length inch	Uniformity Index %	Strength g/tex	Elongation %	Micronaire units
ST 5599BR	1319	41.20	10.49	5.90	1.12	83.81	31.05	7.94	4.65
DP 488 BG/RR	1314	40.70	9.66	5.49	1.17	84.61	31.26	8.08	4.46
DP 555 BG/RR	1250	42.83	8.27	4.67	1.12	83.22	29.32	7.47	4.53
DP 494 RR	1249	41.14	9.35	5.25	1.16	84.63	32.31	8.39	4.59
ST 5303R	1230	40.14	9.87	5.33	1.08	84.55	33.65	8.52	4.63
DP 449 BG/RR	1182	39.56	8.99	4.64	1.11	83.91	31.91	8.10	4.46
FM 800 BR	1119	39.73	10.32	5.66	1.19	85.32	32.31	7.97	3.90
MEAN	1224	40.68	9.41	5.17	1.14	84.37	31.79	8.09	4.43

[†] Two years only (2004 & 2005).

Table 24. Rainfall and Agronomics Information for Stoneville, Delta Region.

Rainfall Summary

	Inches
April.....	4.53
May.....	2.11
June.....	0.73
July.....	4.19
August.....	4.98
September.....	7.03
October.....	0.00
Total.....	23.57



Soil Type.....	..	Bosket Very Fine Sandy Loam Soil
Fertilizer Added.....	..	Potash by air (60% K2O) 2 cwt (12-4-05) . Fert. Application - Liquid (UAN32%N) 3.10cwt (3-15-05).
Herbicide Applications.....	..	Preemergence - Trifluralin 4 EC @ 1.2 pt, Zorial Rapid 80 DF@ .375 lb.(3-15-05). Cotoran 4L @ 2 pt, Staple 85% @.6 oz. (5-10-05). Postemergence - MSMA 6.6 @ 2.5 pt, Caparol 4L @ 1 pt. (6-6-05 and 6-22-05). Diuron 4L @2 pt. (6-29-05).
Insecticide Applications.....	..	Temik 15G @ 5 lb. (5-10-05), Provado 1.6F @ .5 oz. (6-7-05), Provado 1.6F @ 1.5 oz.(6-19-05), Bidrin 8L @ 4 oz.(6-29-05), Bidrin 8L @ 8 oz, Centric 40 WG @ .75 oz. (7-8-05). Orthene 90s @ 1.25 lb. (7-16-05)(7-23-05)(7-30-05). Orthene 90s @ .75 lb., Ammo 2.5 EC @ 4.25 oz. (8-6-05). Centric 40 WG @ 2 oz.(8-16-05).
Irrigation.....		July 1, 2005. July 7, 2005
Planting Date.....	..	May 10, 2005
Harvest Date.....		New Variety Trial - October 6. Early Variety Trial - October 7. Mid Variety Trial - October 10.

Table 25. Stoneville, MS location of the Delta Region Early Maturity Test in the 2005 Mississippi State University Cotton Variety Trial grown on a Bosket Very Fine Sandy Loam Soil.

Entry	Lint Yield lb/a	Lint Percent %	Seed Index g	Boll Size g	Length inch	Uniformity Index %	Strength g/tex	Elongation %	Micronaire units
DX 25105N	1234	41.48	9.28	4.92	1.14	83.23	28.90	8.40	4.78
DP 434 RR	1230	42.78	8.68	4.80	1.15	83.70	27.90	8.30	4.40
DP 432 RR	1151	40.43	8.70	3.93	1.08	83.53	31.50	9.45	5.28
ST 5599BR	1138	41.76	9.53	5.04	1.08	82.75	30.63	8.30	5.20
TAMCOT 22	1081	41.65	9.25	5.11	1.10	83.08	26.63	8.20	4.23
DP 445 BG/RR	1067	42.06	8.35	4.52	1.10	83.48	30.75	9.50	4.95
MISCOT 8824-26	1054	39.88	9.75	4.52	1.13	84.10	31.35	9.00	4.78
MISCOT 8824-8	1038	39.79	9.80	4.45	1.12	84.65	32.18	9.20	5.13
FM 960 BR	1034	39.34	9.33	5.14	1.10	84.00	34.43	8.05	4.68
PHY 480 WR	1008	39.48	8.93	3.69	1.12	84.80	31.30	9.45	4.85
FM 966 LL	998	39.32	11.13	5.10	1.11	83.88	35.20	8.00	4.83
PHY 440 W	991	41.15	9.03	4.29	1.12	84.28	31.05	9.35	4.80
DP 455 BG/RR	986	41.47	7.90	4.12	1.10	81.68	30.23	7.73	4.40
DP 393	982	39.45	8.98	4.59	1.14	84.38	30.30	9.13	4.85
DP 424 BGII/RR	974	37.70	9.25	4.67	1.09	83.78	29.40	8.98	4.88
PHY 470 WR	952	40.28	8.90	4.21	1.10	84.13	31.20	9.40	4.70
FM 958 LL	949	39.90	10.35	4.65	1.17	84.63	33.30	7.98	5.13
DX 2410120	947	40.39	9.25	3.90	1.12	83.13	31.58	8.15	4.85
PHY 310 R	910	40.79	8.78	4.36	1.07	83.98	31.75	9.10	4.98
ST 4575BR	908	41.50	8.75	4.48	1.08	83.63	31.03	9.85	5.20
DP 444 BG/RR	896	41.07	9.30	4.39	1.10	83.90	29.50	8.30	4.25
ST 5242BR	863	40.99	10.40	5.10	1.09	83.58	27.50	8.25	4.70
ST 4686R	846	40.80	9.30	4.28	1.09	83.78	30.70	9.75	4.98
FM 960 B2R	829	39.94	10.88	5.27	1.15	84.03	32.05	7.85	5.10
PHY 410 R	827	38.71	9.38	3.87	1.11	84.08	32.03	9.23	4.78
MEAN	996	40.49	9.33	4.54	1.11	83.76	30.89	8.76	4.83
LSD (0.10)	140	1.08	0.92	0.50	0.02	0.67	1.64	0.29	0.22
CV(%)	11.93	2.26	8.40	9.33	1.78	0.68	4.50	2.83	3.79
R-SQUARE	0.56	0.72	0.55	0.61	0.70	0.71	0.75	0.91	0.77
REPS	4	4	4	4	4	4	4	4	4

Planted on 05/10/2005, Harvested on 10/07/2005.

All values represent least square means.

Table 26. Stoneville, MS location of the Delta Region Mid Maturity Test in the 2005 Mississippi State University Cotton Variety Trial grown on a Bosket Very Fine Sandy Loam Soil.

Entry	Lint Yield lb/a	Lint Percent %	Seed Index g	Boll Size g	Length inch	Uniformity Index %	Strength g/tex	Elongation %	Micronaire units
ST 5599BR	992	40.78	9.08	5.15	1.07	82.80	29.75	8.25	5.28
DP 449 BG/RR	952	39.94	7.83	4.05	1.07	82.88	29.85	8.25	5.15
DP 445 BG/RR	927	41.46	8.13	4.16	1.08	82.73	29.55	8.95	4.63
ST 5303R	914	39.73	9.10	4.58	1.08	83.33	33.13	8.50	5.08
FM 800 BR	874	40.50	10.05	4.82	1.17	84.38	32.50	8.35	4.65
DP 455 BG/RR	869	41.44	7.90	4.00	1.09	81.88	30.13	7.90	4.25
DP 555 BG/RR	853	41.69	7.23	4.51	1.09	83.13	28.68	8.00	4.98
DP 444 BG/RR	852	40.01	8.95	4.45	1.11	83.70	29.00	8.20	4.18
CS 37	852	37.96	8.70	4.25	1.13	82.58	29.18	7.88	4.28
DP 494 RR	850	40.85	8.38	4.70	1.13	83.70	32.13	8.45	4.95
DP 488 BG/RR	808	39.63	8.98	4.62	1.13	82.53	30.35	8.40	5.00
FM 800 B2R	778	39.09	9.93	4.88	1.16	84.20	31.98	8.20	4.88
FM 832 LL	777	38.69	10.00	5.13	1.17	84.65	32.03	8.15	4.70
DP 543 BGII/RR	746	39.34	8.75	4.35	1.08	82.73	30.00	8.10	5.23
ST 6848R	738	37.13	8.48	4.31	1.11	84.68	35.08	8.83	5.33
ST 6636BR	704	37.76	8.45	4.01	1.09	83.18	31.45	8.20	5.43
FM X9166B2LL	702	39.90	9.50	4.90	1.10	82.80	33.90	8.15	5.10
CS 38	676	39.33	10.28	4.25	1.14	83.88	30.43	8.48	4.95
FM 991 B2R	661	36.67	9.43	4.26	1.15	82.98	32.10	8.05	4.68
MEAN	817	39.57	8.90	4.49	1.11	83.30	31.11	8.28	4.88
LSD (0.10)	136	1.16	0.80	0.38	0.03	0.99	1.54	0.33	0.23
CV(%)	14.10	2.47	7.61	7.10	2.31	1.00	4.17	3.38	3.94
R-SQUARE	0.59	0.76	0.69	0.65	0.70	0.54	0.76	0.61	0.84
REPS	4	4	4	4	4	4	4	4	4

Planted on 05/10/2005, Harvested on 10/10/2005.
All values represent least square means.

Table 27. Stoneville, MS location of the Delta Region New Entry Test in the 2005 Mississippi State University Cotton Variety Trial grown on a Bosket Very Fine Sandy Loam Soil.

Entry	Lint Yield [†] lb/a	Lint Percent %	Seed Index g	Boll Size g	Length inch	Uniformity Index %	Strength g/tex	Elongation %	Micronaire units
DP 117 B2RF	1158	-	-	-	1.13	82.43	31.63	8.43	5.23
DPLX 04Y170BR	1056	-	-	-	1.07	82.30	30.73	8.30	5.25
STX 0416B2R	1027	-	-	-	1.09	83.08	31.95	8.45	5.20
PHY 370 WR	1015	-	-	-	1.07	83.43	30.95	8.63	5.10
DP 147 RF	1015	-	-	-	1.18	83.75	30.30	7.88	4.58
DP 110 RF	1002	-	-	-	1.10	83.38	33.03	9.03	4.73
PHY 485 WRF	997	-	-	-	1.11	84.50	31.10	9.35	4.70
DP 167 RF	995	-	-	-	1.15	84.45	29.73	8.10	4.98
xBCG ^{††} 4575	978	-	-	-	1.09	83.50	28.20	8.50	4.48
CG 3020 B2RF	973	-	-	-	1.09	83.28	28.00	8.35	4.23
ST 4357B2RF	959	-	-	-	1.15	83.78	26.83	8.30	4.63
VIGORO CX 621	958	-	-	-	1.15	83.88	27.58	8.30	4.45
DP 113 B2RF	954	-	-	-	1.15	83.55	30.28	7.63	4.75
DP 108 RF	953	-	-	-	1.09	83.45	30.68	8.15	4.58
DPLX 03X179R	948	-	-	-	1.11	83.75	32.80	8.90	5.33
PHY 475 WRF	942	-	-	-	1.08	83.70	31.10	9.45	4.93
xBCG 9124	930	-	-	-	1.15	83.68	26.83	8.25	4.45
PHY 415 RF	929	-	-	-	1.09	83.20	28.98	9.05	4.85
DPLX 05X648DR	927	-	-	-	1.07	82.65	29.65	7.95	5.23
DP 156 B2RF	924	-	-	-	1.14	83.23	28.45	7.78	4.85
DP 444 BG/RR	916	-	-	-	1.11	83.83	27.10	7.90	4.30
xBCG 3255	914	-	-	-	1.08	82.43	28.55	8.45	4.23
xBCG 0405	914	-	-	-	1.18	84.15	28.25	7.38	4.03
xBCG 4630	905	-	-	-	1.14	82.83	27.00	8.20	4.65
PHY 425 RF	896	-	-	-	1.10	83.25	29.95	9.40	5.45
DP 143 B2RF	893	-	-	-	1.15	82.83	28.48	7.95	4.58
DG 2100 B2RF	890	-	-	-	1.09	82.68	28.40	8.40	4.23
DG 2520 B2RF	889	-	-	-	1.15	83.28	27.40	8.10	4.35
ST 5599BR	888	-	-	-	1.10	82.95	30.88	8.30	5.33
CG 4020 B2RF	886	-	-	-	1.12	82.50	26.55	8.03	4.38
xBCG 1504	885	-	-	-	1.16	83.33	32.13	8.05	4.65
STX 4664RF	869	-	-	-	1.09	83.33	30.25	9.33	4.65
xBCG 2038	861	-	-	-	1.14	82.90	26.80	8.20	4.20
xBCG 4153	857	-	-	-	1.13	83.08	27.33	8.15	4.13
DG 2215 B2RF	850	-	-	-	1.12	83.63	28.78	8.50	4.33
DP 152 RF	850	-	-	-	1.14	82.73	29.33	7.85	4.60
CG 3520 B2RF	829	-	-	-	1.14	83.25	26.48	8.30	4.35
DG 2242 B2RF	816	-	-	-	1.13	83.45	26.43	8.30	4.48
DP 454 BG/RR	812	-	-	-	1.08	83.63	30.93	8.30	4.75
VIGORO CX 612	797	-	-	-	1.14	83.05	28.13	8.25	4.25
STX 5885B2RF	795	-	-	-	1.13	82.05	31.00	8.90	5.15
xBCG 8391	780	-	-	-	1.19	84.65	28.70	8.05	4.18
VIGORO CX 631	774	-	-	-	1.20	85.28	29.40	8.40	4.40
xBCG 1505	770	-	-	-	1.15	82.78	31.50	7.73	4.10
DP 164 B2RF	763	-	-	-	1.12	82.68	29.48	8.20	5.28
ST 5007B2RF	754	-	-	-	1.18	83.88	29.00	8.20	4.33
STX 6622RF	752	-	-	-	1.12	84.80	32.15	8.45	5.28
STX 4554B2RF	744	-	-	-	1.11	83.50	28.50	9.28	4.80
STX 0414B2RF	715	-	-	-	1.12	83.55	32.13	8.25	5.18
STX 6611B2RF	628	-	-	-	1.10	83.28	31.43	8.15	5.45
MEAN	891	-	-	-	1.12	83.37	29.42	8.35	4.69
LSD (0.10)	122	-	-	-	0.02	0.85	1.38	0.33	0.33
CV(%)	11.73	-	-	-	1.79	0.88	4.01	3.35	5.99
R-SQUARE	0.58	-	-	-	0.79	0.57	0.78	0.80	0.74
REPS	4	-	-	-	4	4	4	4	4

Planted on 05/10/2005, Harvested on 10/06/2005.

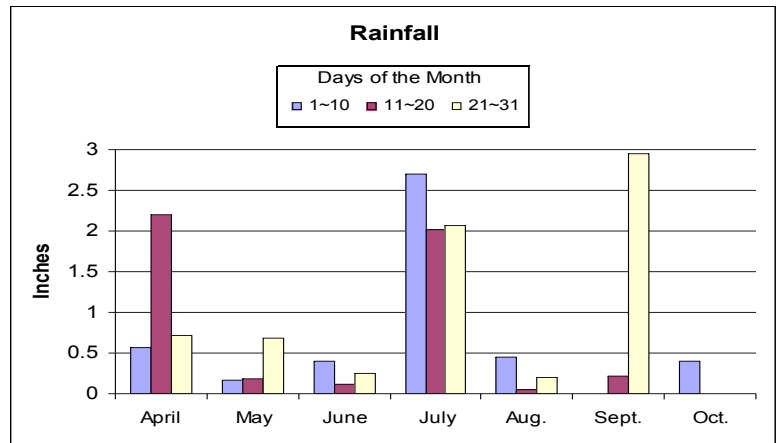
All values represent least square means.

[†] Due to missing lint percent values, lint yield was calculated using the mean lint percent of the remaining three locations.^{††} All BCG (Beltside Genetics) lines may have been treated with systemic insecticide Cruiser.

Table 28. Rainfall and Agronomics Information for Clarksdale, Delta Region.

Rainfall Summary

	Inches
April.....	3.49
May.....	1.04
June.....	0.77
July.....	6.77
August.....	0.70
September.....	3.17
October.....	0.40
Total.....	16.34



Soil Type.....	Dubbs Soil
Fertilizer Added.....	None
Herbicide Applications.....	Preemergence - Cotoran 4L @ 2 pt, Staple 85% @ .6 oz. (4-21-05). Postemergence - Select @10 oz, Staple @1.2 oz. (5-23-05). Envoke @ .15 oz, Select @10 oz. (6-17-05).
Insecticide Applications.....	Orthene @ 1/3 lb. (5-18-05)(5-23-05). Kelthane @ 26 oz, Centric @2 oz. (6-5-05). Orthene @ 1/2 lb. (6-15-05)(6-24-05). Centric @ 2 oz. (7-9-05), Steward @ 10 oz. (7-18-05).
Irrigation.....	Non-irrigated
Planting Date.....	April 20, 2005
Harvest Date.....	October 4, 2005

Table 29. Clarksdale, MS location of the Delta Region Early Maturity Test in the 2005 Mississippi State University Cotton Variety Trial grown on a Dubbs Soil.

Entry	Lint Yield lb/a	Lint Percent %	Seed Index g	Boll Size g	Length inch	Uniformity Index %	Strength g/tex	Elongation %	Micronaire units
PHY 440 W	1674	39.70	9.00	4.89	1.15	84.35	30.23	9.10	4.30
DP 432 RR	1651	39.76	10.13	5.16	1.13	84.28	29.73	8.70	4.53
FM 960 BR	1628	38.75	10.85	5.62	1.11	83.65	33.78	7.93	4.48
PHY 470 WR	1620	40.19	9.35	4.94	1.11	84.73	31.33	9.75	4.48
FM 958 LL	1617	40.22	10.43	5.78	1.16	83.85	30.55	7.78	4.45
DX 25105N	1594	41.43	9.18	5.40	1.16	83.80	27.33	8.20	4.48
FM 966 LL	1553	39.10	11.35	6.19	1.13	83.70	33.60	7.75	4.45
DP 434 RR	1531	40.78	9.15	5.26	1.16	83.45	25.93	8.10	3.93
MISCOT 8824-8	1523	39.89	10.05	5.48	1.13	85.23	32.43	9.13	4.73
DP 424 BGII/RR	1512	37.87	10.05	5.63	1.11	84.18	27.58	8.65	4.65
TAMCOT 22	1499	39.49	9.68	5.71	1.14	83.15	27.18	8.00	3.93
DP 455 BG/RR	1480	41.56	8.50	5.03	1.13	83.05	28.50	7.48	4.18
MISCOT 8824-26	1480	39.96	10.50	6.11	1.16	85.40	30.50	8.95	4.88
ST 4575BR	1475	41.44	10.38	5.77	1.11	84.13	29.70	9.43	4.65
FM 960 B2R	1430	38.73	10.70	5.94	1.18	84.53	30.75	7.90	4.35
DP 393	1424	40.28	9.95	5.33	1.16	84.90	32.10	9.40	4.70
PHY 410 R	1406	39.42	9.10	5.05	1.13	84.35	31.85	9.30	4.78
DP 445 BG/RR	1405	40.09	10.03	5.07	1.15	84.55	30.85	8.93	4.38
PHY 310 R	1376	41.63	9.18	5.48	1.09	83.85	28.53	8.40	4.45
PHY 480 WR	1338	37.99	9.60	4.68	1.13	84.98	29.20	8.95	4.53
DX 2410120	1313	38.54	9.95	4.79	1.15	83.90	30.23	8.10	4.18
ST 5599BR	1260	39.20	10.33	6.28	1.13	83.78	29.23	8.05	4.60
DP 444 BG/RR	1197	40.56	8.85	5.06	1.12	84.15	28.28	8.25	4.03
ST 4686R	1192	40.11	10.23	5.57	1.14	84.25	30.55	9.35	4.33
ST 5242BR	1152	40.82	10.48	6.12	1.10	84.13	27.58	8.10	4.58
MEAN	1453	39.90	9.88	5.45	1.13	84.17	29.90	8.55	4.44
LSD (0.10)	118	1.00	0.90	0.50	0.02	0.79	1.63	0.45	0.25
CV(%)	6.88	2.13	7.73	7.73	1.82	0.79	4.64	4.48	4.69
R-SQUARE	0.76	0.74	0.53	0.64	0.59	0.51	0.75	0.79	0.69
REPS	4	4	4	4	4	4	4	4	4

Planted on 04/20/2005, Harvested on 10/04/2005.
All values represent least square means.

Table 30. Clarksdale, MS location of the Delta Region Mid Maturity Test in the 2005 Mississippi State University Cotton Variety Trial grown on a Dubbs Soil.

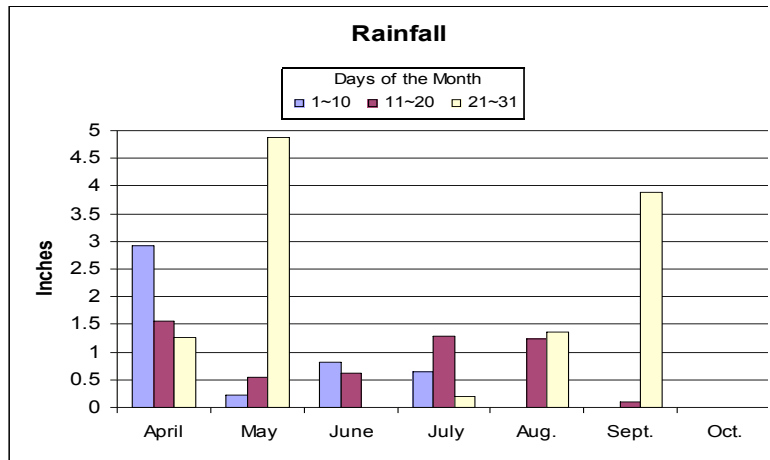
Entry	Lint Yield lb/a	Lint Percent %	Seed Index g	Boll Size g	Length inch	Uniformity Index %	Strength g/tex	Elongation %	Micronaire units
DP 488 BG/RR	1556	38.95	9.20	4.83	1.15	83.38	29.43	8.15	4.43
CS 37	1529	38.28	8.88	4.59	1.15	83.73	30.85	8.35	4.33
ST 5303R	1491	39.48	10.10	5.54	1.10	84.08	31.65	8.25	4.68
DP 445 BG/RR	1490	39.92	9.60	5.25	1.15	84.83	29.98	8.98	4.13
DP 494 RR	1465	40.48	8.93	5.49	1.17	83.63	30.00	8.25	4.43
DP 455 BG/RR	1421	41.51	8.60	4.59	1.12	82.60	27.85	7.38	4.25
DP 449 BG/RR	1407	40.33	8.30	4.61	1.09	83.35	30.63	8.10	4.85
CS 38	1386	38.84	10.68	5.68	1.14	84.50	29.80	8.30	4.25
ST 5599BR	1331	39.67	10.98	5.79	1.11	82.95	28.85	7.85	4.73
FM X9166B2LL	1329	39.77	10.20	5.31	1.12	83.33	32.73	7.95	4.83
DP 444 BG/RR	1221	39.75	10.28	5.93	1.12	84.25	27.90	8.20	3.95
ST 6636BR	1220	37.55	9.13	5.07	1.15	84.03	31.03	8.25	4.68
ST 6848R	1198	37.12	9.50	5.29	1.16	85.30	34.75	8.50	4.80
FM 991 B2R	1192	38.08	10.45	5.12	1.15	84.05	31.83	7.78	4.23
DP 555 BG/RR	1187	43.18	7.35	4.97	1.10	82.33	27.23	7.30	4.50
FM 832 LL	1110	36.05	10.50	5.23	1.18	83.50	30.28	7.65	3.75
FM 800 B2R	1101	36.46	11.08	5.73	1.18	83.83	28.80	7.80	3.58
FM 800 BR	1057	37.38	10.25	5.35	1.17	84.00	28.60	7.60	3.53
DP 543 BGII/RR	1046	38.68	8.83	4.83	1.11	82.83	28.60	7.45	4.70
MEAN	1302	39.03	9.62	5.22	1.14	83.71	30.04	8.00	4.35
LSD (0.10)	116	1.08	0.94	0.66	0.02	0.73	1.68	0.24	0.24
CV(%)	7.54	2.34	8.23	10.72	1.53	0.73	4.71	2.52	4.63
R-SQUARE	0.80	0.89	0.69	0.51	0.80	0.71	0.73	0.87	0.85
REPS	4	4	4	4	4	4	4	4	4

Planted on 04/20/2005 , Harvested on 10/04/2005.
All values represent least square means.

Table 31. Rainfall and Agronomics Information for Rolling Fork, Delta Region.

Rainfall Summary

	Inches
April.....	5.75
May.....	5.65
June.....	1.44
July.....	2.14
August.....	2.59
September.....	3.97
October.....	0.00
Total.....	21.54



Soil Type.....	Commerce Very Fine Sandy Loam Soil
Fertilizer Added.....	0-30-60 (spring). 120# 28-0-0-2.5 (5-15-05).
Herbicide Applications.....	Preemergence - Cotoran 4L @ 2 pt, Staple 85% @.6 oz. (5-4-05). Postemergence - Staple 85% @ 1.5 oz. (6-6-05). Select @ 10 oz. (6-9-05) and (6-30-05).
Insecticide Applications.....	Orthene .5 lb (8-1-05). Orthene .75 lb. (8-8-05).
Irrigation.....	Non-irrigated
Planting Date.....	May 4, 2005
Harvest Date.....	October 3, 2005

Table 32. Rolling Fork, MS location of the Delta Region Early Maturity Test in the 2004 Mississippi State University Cotton Variety Trial grown on a Commerce Very Fine Sandy Loam Soil.

Entry	Lint Yield lb/a	Lint Percent %	Seed Index g	Boll Size g	Length inch	Uniformity Index %	Strength g/tex	Elongation %	Micronaire units
DP 434 RR	1881	41.82	10.10	5.32	1.17	83.83	26.45	7.93	4.33
DP 445 BG/RR	1754	40.52	9.38	5.25	1.15	84.65	31.45	8.68	4.45
DP 393	1717	40.03	10.23	5.58	1.17	84.65	32.75	9.35	4.80
DP 424 BGII/RR	1690	37.82	9.95	5.14	1.12	84.20	30.13	8.30	4.78
DP 455 BG/RR	1632	41.62	9.40	4.91	1.15	83.58	30.83	7.58	4.18
ST 4575BR	1625	40.10	10.50	5.13	1.11	83.83	31.40	9.55	4.73
DP 432 RR	1609	39.76	9.40	5.37	1.12	84.43	30.68	8.80	4.68
ST 5599BR	1599	39.06	11.50	5.96	1.12	83.28	31.55	7.90	4.78
MISCOT 8824-8	1589	39.32	10.23	6.11	1.13	84.95	31.65	8.98	5.08
DX 25105N	1567	41.54	9.93	5.12	1.12	83.73	30.28	8.40	4.55
TAMCOT 22	1549	39.50	10.58	5.93	1.13	82.80	28.03	8.00	4.28
DX 2410120	1536	38.92	9.13	4.62	1.16	84.18	31.85	8.00	4.48
PHY 470 WR	1521	39.18	10.23	4.96	1.11	84.45	32.50	9.55	4.70
ST 5242BR	1510	40.14	10.93	5.68	1.10	84.18	28.00	8.10	4.40
PHY 310 R	1481	41.89	9.85	4.83	1.09	83.50	31.58	8.68	4.85
PHY 440 W	1464	40.44	10.03	4.78	1.13	85.05	29.98	9.08	4.53
ST 4686R	1462	40.17	9.88	5.25	1.11	84.55	31.38	9.45	4.80
PHY 410 R	1431	38.24	10.10	4.91	1.11	84.65	32.13	9.20	4.78
MISCOT 8824-26	1424	39.93	10.85	6.02	1.15	85.08	32.90	8.88	4.85
FM 960 B2R	1418	38.86	11.20	5.85	1.18	84.60	33.38	7.78	4.55
FM 960 BR	1406	38.44	10.90	6.35	1.12	83.90	36.15	8.10	4.73
PHY 480 WR	1373	37.49	9.88	4.41	1.15	84.80	32.13	9.13	4.65
FM 958 LL	1370	38.63	11.23	5.84	1.18	84.23	32.28	7.55	4.70
DP 444 BG/RR	1321	40.40	10.35	5.17	1.11	83.93	29.70	8.10	4.28
FM 966 LL	1264	38.26	11.13	5.41	1.14	84.40	34.53	7.80	4.70
MEAN	1536	39.68		5.35	1.13	84.22	31.35	8.51	4.62
LSD (0.10)	193	0.91	0.81	0.49	0.02	0.84	1.56	0.30	0.22
CV(%)	9.96	1.94	6.72	7.74	1.77	0.83	4.24	3.00	4.09
R-SQUARE	0.58	0.79	0.59	0.67	0.76	0.49	0.78	0.90	0.64
REPS	4	4	4	4	4	4	4	4	4

Planted on 05/04/2005, Harvested on 10/03/2005.
All values represent least square means.

Table 33. Rolling Fork, MS location of the Delta Region Mid Maturity Test in the 2005 Mississippi State University Cotton Variety Trial grown on a Commerce Very Fine Sandy Loam Soil.

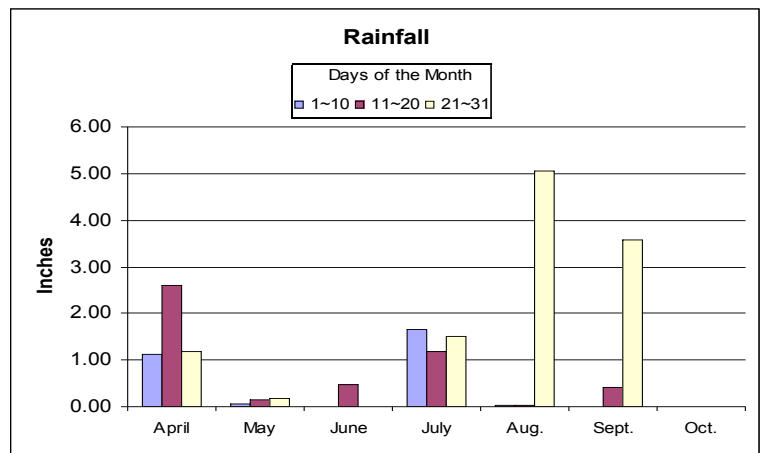
Entry	Lint Yield lb/a	Lint Percent %	Seed Index g	Boll Size g	Length inch	Uniformity Index %	Strength g/tex	Elongation %	Micronaire units
DP 445 BG/RR	1618	40.48	9.48	4.71	1.14	84.75	28.90	8.83	4.40
ST 5303R	1523	39.50	9.95	5.23	1.10	84.98	32.28	8.55	4.95
DP 494 RR	1512	40.38	11.08	4.88	1.17	84.95	31.00	8.45	4.73
ST 5599BR	1510	40.82	10.83	6.21	1.11	83.28	29.53	8.25	5.00
CS 37	1499	38.90	10.35	4.87	1.15	84.23	30.33	8.25	4.33
DP 488 BG/RR	1448	40.62	9.03	5.31	1.17	83.45	30.28	8.30	4.63
DP 555 BG/RR	1429	43.17	9.00	4.54	1.10	83.35	28.30	7.80	4.55
DP 449 BG/RR	1419	39.95	8.78	4.79	1.11	84.48	30.65	8.40	4.70
DP 543 BGII/RR	1403	39.68	9.60	4.47	1.12	83.48	28.85	7.73	4.65
CS 38	1355	39.99	10.68	5.08	1.17	84.35	29.98	8.35	4.60
DP 444 BG/RR	1342	41.66	9.08	4.79	1.10	84.40	27.40	8.10	4.18
FM X9166B2LL	1289	39.72	9.80	5.73	1.14	84.00	33.73	8.10	4.75
ST 6636BR	1272	38.41	9.55	4.77	1.16	85.25	31.18	8.15	4.70
DP 455 BG/RR	1250	42.00	8.10	4.58	1.10	82.88	29.23	7.90	4.33
FM 800 BR	1225	39.71	10.28	5.31	1.20	85.23	31.55	8.35	4.18
FM 800 B2R	1221	38.40	9.93	5.63	1.20	85.40	29.68	8.05	4.18
ST 6848R	1182	36.68	9.63	4.44	1.17	85.88	34.98	8.73	4.83
FM 832 LL	1085	37.47	9.98	5.51	1.20	84.53	30.65	7.90	4.33
FM 991 B2R	1044	37.35	10.28	4.86	1.16	84.35	32.60	8.15	4.48
MEAN	1350	39.73	9.76	5.04	1.14	84.38	30.58	8.23	4.55
LSD (0.10)	234	0.99	1.17	0.45	0.03	0.78	1.56	0.25	0.22
CV(%)	13.38	2.10	10.13	7.59	2.04	0.78	4.30	2.61	4.05
R-SQUARE	0.52	0.85	0.47	0.73	0.79	0.71	0.75	0.72	0.72
REPS	4	4	4	4	4	4	4	4	4

Planted on 05/04/2005 , Harvested on 10/03/2005.
All values represent least square means.

Table 34. Rainfall and Agronomics Information for Tribbett, Delta Region.

Rainfall Summary

	Inches
April.....	4.92
May.....	0.40
June.....	0.48
July.....	4.33
August.....	5.12
September.....	3.98
October.....	0.00
Total.....	19.23



Soil Type.....	Forestdale-like Silty Clay Loam Soil
Fertilizer Added.....	Fert. 0-67.5 - 120. (12-2-04).
Herbicide Applications.....	Preemergence - Cotoran 4L @ 2 pt, Staple 85% @.6 oz. (4-21-05). Postemergence - MSMA 6.6 @ 2.5 pt, Caparol 4L @ 1 pt (6-7-0 and 6-16-05). Select @ 10 oz. (6-30-05).
Insecticide Applications.....	Temik 15G @ 5 lb.(4-21-05). Orthene 90s @ .3 lb (5-16-05). Provado 1.6F @ .5 oz (6-7-05). Provado 1.6F @ 1.5 oz (6-21-05). Kelthane MF @ 2.25 pt, Bidrin 8L @ 5 oz (7-7-05). Orthene 90s @ 1.25 pt (7-16-05, 7-30-05 and 8-11-05).
Irrigation.....	July 26, 2005
Planting Date.....	April 21, 2005
Harvest Date.....	Early Variety Trial and Mid Variety Trial - October 5, 2005. New Variety Trial - October 6, 2005.

Table 35. Tribbett, MS location of the Delta Region Early Maturity Test in the 2005 Mississippi State University Cotton Variety Trial grown on a Forestdale-like Silty Clay Loam Soil.

Entry	Lint Yield lb/a	Lint Percent %	Seed Index g	Boll Size g	Length inch	Uniformity Index %	Strength g/tex	Elongation %	Micronaire units
DX 25105N	1197	40.90	9.95	5.37	1.17	83.65	27.90	8.60	4.80
DP 434 RR	1186	41.78	8.88	5.30	1.17	84.30	24.73	8.15	4.35
TAMCOT 22	1166	39.71	10.50	5.38	1.16	83.20	26.07	8.10	4.00
FM 960 BR	1018	38.38	11.75	5.56	1.14	84.43	33.00	8.05	4.55
DX 2410120	977	38.56	9.65	4.60	1.15	83.48	31.25	8.05	4.58
ST 4575BR	965	39.80	9.65	4.86	1.14	84.10	29.28	9.70	4.63
DP 424 BGII/RR	954	36.28	10.20	4.95	1.15	83.98	27.70	8.70	4.53
DP 432 RR	943	39.44	9.60	5.09	1.14	84.28	30.33	9.15	4.80
DP 445 BG/RR	931	40.78	9.73	4.72	1.16	84.40	29.33	9.03	4.43
PHY 310 R	926	41.75	10.13	4.77	1.12	83.88	29.40	8.75	4.60
DP 455 BG/RR	920	41.14	8.50	4.43	1.13	83.68	29.20	8.05	4.28
FM 966 LL	898	37.84	11.85	5.31	1.15	84.50	33.28	7.85	4.55
ST 5599BR	898	38.86	10.98	5.64	1.18	83.65	29.45	8.20	4.78
PHY 480 WR	896	38.35	9.38	4.08	1.16	84.70	29.88	9.13	4.58
FM 958 LL	895	37.95	11.03	4.66	1.21	84.78	31.33	7.65	4.65
MISCOT 8824-8	867	39.32	10.50	5.02	1.15	84.35	30.88	8.90	4.95
FM 960 B2R	866	38.72	11.30	5.36	1.20	84.40	30.75	7.63	4.73
PHY 470 WR	855	39.20	10.15	4.52	1.13	84.68	29.63	9.40	4.43
PHY 440 W	815	39.19	9.83	4.41	1.16	84.43	30.95	9.23	4.63
DP 393	803	39.93	9.53	4.82	1.17	84.55	31.13	9.40	4.65
DP 444 BG/RR	755	40.59	9.50	4.88	1.15	85.00	26.40	8.25	4.23
MISCOT 8824-26	747	38.62	10.93	4.94	1.16	84.65	31.38	8.80	4.80
PHY 410 R	740	38.95	9.50	4.39	1.12	84.28	31.28	9.55	4.70
ST 5242BR	740	39.20	10.58	5.22	1.12	84.18	26.70	8.20	4.35
ST 4686R	739	40.00	9.73	4.65	1.13	83.90	29.55	9.65	4.68
MEAN	908	39.41	10.13	4.92	1.15	84.22	29.63	8.65	4.57
LSD (0.10)	118	0.69	1.01	0.45	0.02	0.72	1.40	0.33	0.17
CV(%)	11.02	1.48	8.43	7.85	1.53	0.73	4.01	3.24	3.21
R-SQUARE	0.71	0.87	0.56	0.60	0.70	0.42	0.81	0.88	0.74
REPS	4	4	4	4	4	4	4	4	4

Planted on 04/21/2005, Harvested on 10/05/2005.
All values represent least square means.

Table 36. Tribbett, MS location of the Delta Region Mid Maturity Test in the 2005 Mississippi State University Cotton Variety Trial grown on a Forestdale-like Silty Clay Loam Soil.

Entry	Lint Yield lb/a	Lint Percent %	Seed Index g	Boll Size g	Length inch	Uniformity Index %	Strength g/tex	Elongation %	Micronaire units
CS 37	1151	38.68	9.50	4.97	1.18	83.95	28.85	8.10	4.70
DP 445 BG/RR	1081	40.51	9.50	4.79	1.16	84.48	29.10	9.15	4.70
DP 488 BG/RR	1027	39.54	9.55	4.80	1.19	83.83	28.65	8.15	4.83
DP 455 BG/RR	1012	41.31	8.43	4.26	1.14	82.90	29.13	7.70	4.28
ST 5303R	974	39.24	10.23	4.56	1.11	84.70	33.65	8.70	5.18
DP 555 BG/RR	929	42.86	7.33	4.07	1.13	82.85	27.90	7.48	4.58
DP 494 RR	917	39.67	9.48	4.95	1.20	84.75	31.15	8.50	4.88
DP 449 BG/RR	911	38.48	9.18	4.52	1.15	83.45	31.00	8.20	4.80
ST 5599BR	905	39.04	10.75	5.54	1.17	84.03	30.70	8.20	4.85
DP 543 BGII/RR	895	39.55	8.60	4.51	1.15	83.83	29.18	7.85	4.88
FM 832 LL	879	36.53	10.80	5.46	1.21	84.95	31.65	8.10	4.28
FM X9166B2LL	872	38.56	10.65	4.71	1.16	84.23	32.80	8.05	5.10
FM 800 B2R	870	38.05	11.03	4.53	1.21	85.20	30.00	8.00	4.55
CS 38	869	37.93	11.13	5.21	1.20	85.03	31.48	8.40	4.88
FM 800 BR	837	38.15	11.03	4.54	1.23	85.65	32.25	8.30	4.55
DP 444 BG/RR	812	39.88	10.30	4.84	1.16	84.73	28.80	8.60	4.50
FM 991 B2R	800	37.61	10.48	4.95	1.19	84.48	31.08	7.95	4.68
ST 6636BR	784	37.48	9.63	4.64	1.18	84.75	31.63	8.25	5.13
ST 6848R	742	36.77	9.45	4.75	1.17	84.28	33.80	8.45	5.03
MEAN	909	38.94	9.84	4.77	1.17	84.32	30.67	8.22	4.75
LSD (0.10)	107	0.82	0.48	0.52	0.02	0.88	1.48	0.25	0.19
CV(%)	9.96	1.78	4.11	9.17	1.69	0.88	4.08	2.59	3.46
R-SQUARE	0.69	0.88	0.90	0.49	0.76	0.59	0.73	0.82	0.77
REPS	4	4	4	4	4	4	4	4	4

Planted on 04/21/2005, Harvested on 10/05/2005.
All values represent least square means.

Table 37. Tribbett, MS location of the Delta Region New Entry Test in the 2005 Mississippi State University Cotton Variety Trial grown on a Forestdale-like Silty Clay Loam Soil.

Entry	Lint Yield	Lint Percent	Seed Index	Boll Size	Length	Uniformity Index	Strength	Elongation	Micronaire
	lb/a	%	g	g	inch	%	g/tex	%	units
DPLX 03X179R	1123	43.13	8.93	4.83	1.15	83.33	26.88	7.98	4.70
DP 164 B2RF	1050	39.91	8.40	4.61	1.15	83.48	25.25	7.83	4.35
DP 143 B2RF	1049	38.07	9.95	4.95	1.19	82.75	27.28	8.15	4.50
CG 4020 B2RF	1048	38.65	9.43	4.36	1.13	82.28	24.90	7.98	4.35
DP 110 RF	1045	39.49	8.90	4.71	1.12	84.38	31.88	9.25	4.68
DP 147 RF	1026	39.39	9.68	5.18	1.19	82.88	27.68	7.65	4.50
ST 5599BR	1016	39.29	10.40	5.66	1.12	83.05	28.00	7.95	4.83
PHY 370 WR	1007	40.65	10.15	4.75	1.14	84.05	29.50	8.63	4.83
DG 2100 B2RF	1001	37.58	9.60	4.71	1.10	83.70	26.38	8.25	4.28
ST 4357B2RF	999	38.87	9.25	4.63	1.12	81.95	24.78	8.00	4.30
PHY 485 WRF	998	39.63	9.28	4.48	1.12	84.20	28.53	9.18	4.60
DG 2520 B2RF	990	38.18	9.80	4.56	1.15	82.78	23.50	7.60	4.08
xBCG [†] 3255	988	36.38	9.85	4.81	1.09	83.98	26.13	8.25	4.08
CG 3020 B2RF	988	36.77	9.65	4.98	1.09	83.00	26.00	8.30	4.18
VIGORO CX 621	986	39.05	9.30	4.64	1.12	83.20	25.05	8.05	4.23
PHY 475 WRF	983	40.06	8.58	4.99	1.11	84.83	28.30	9.08	4.53
CG 3520 B2RF	983	37.00	9.35	3.96	1.12	82.90	25.63	8.15	4.15
DPLX 05X648DR	983	41.74	8.15	4.20	1.08	81.88	25.15	7.00	4.75
DP 113 B2RF	978	39.22	9.78	5.10	1.14	83.38	28.88	7.55	4.45
xBCG 4153	977	36.25	10.58	4.36	1.09	82.98	25.25	8.15	4.00
PHY 425 RF	977	39.01	9.10	4.37	1.11	83.70	28.03	8.85	4.93
STX 0416B2R	966	38.42	10.53	4.76	1.13	83.80	28.45	8.15	4.60
DG 2215 B2RF	965	36.75	9.50	4.51	1.13	82.73	25.00	7.98	4.33
DP 108 RF	962	39.53	8.88	4.82	1.08	83.08	28.03	7.63	4.45
DP 117 B2RF	955	39.82	9.28	4.81	1.11	82.85	29.40	8.20	4.58
DP 156 B2RF	944	38.36	8.83	4.41	1.14	82.90	25.83	7.58	4.38
DP 444 BG/RR	941	41.00	9.30	4.82	1.12	83.98	25.18	7.90	4.38
VIGORO CX 631	937	37.09	9.58	4.74	1.15	84.30	26.03	8.30	4.38
DPLX 04Y170BR	937	40.75	8.45	4.57	1.11	82.40	26.88	7.73	4.68
DP 152 RF	934	37.67	8.70	4.49	1.15	82.85	25.05	7.28	4.55
xBCG 9124	928	38.28	9.78	4.48	1.12	82.63	23.83	7.85	4.20
STX 4664RF	927	39.03	8.80	4.84	1.12	83.78	28.70	9.50	4.63
xBCG 4630	923	37.57	10.10	4.29	1.13	83.18	24.70	8.10	4.18
PHY 415 RF	911	39.65	9.63	4.51	1.08	83.63	27.18	8.85	4.98
DG 2242 B2RF	899	36.25	10.33	4.14	1.14	83.00	25.45	8.45	4.35
DP 167 RF	898	38.65	9.13	4.71	1.15	83.15	25.73	7.63	4.40
xBCG 4575	891	36.23	9.93	4.29	1.09	83.15	24.83	7.93	4.08
VIGORO CX 612	881	36.92	9.80	4.19	1.11	82.60	24.90	8.15	4.18
STX 4554B2RF	870	39.29	9.45	4.57	1.10	83.25	29.80	9.53	4.78
xBCG 8391	861	36.43	9.45	4.62	1.15	83.63	26.75	8.15	4.38
xBCG 1505	855	35.49	10.60	5.61	1.15	83.65	29.53	7.78	4.18
DP 454 BG/RR	854	41.49	8.65	4.52	1.10	82.90	26.10	7.53	4.30
STX 5885B2RF	850	37.44	8.75	4.36	1.13	83.35	29.73	8.65	4.68
xBCG 2038	825	36.94	9.05	3.98	1.13	83.10	23.48	7.95	4.30
STX 0414B2RF	824	35.99	9.58	4.18	1.14	83.45	28.23	7.48	4.68
ST 5007B2RF	811	36.62	9.93	4.65	1.16	83.03	26.18	8.10	4.18
xBCG 1504	810	36.81	10.38	5.18	1.17	83.00	29.00	7.93	4.35
xBCG 0405	809	34.54	11.23	5.34	1.15	82.68	26.15	7.10	3.93
STX 6611B2RF	807	36.42	9.95	4.81	1.14	83.50	27.63	7.60	4.53
STX 6622RF	769	37.82	9.30	4.52	1.14	83.55	29.55	7.65	4.60
MEAN	938	38.31	9.50	4.65	1.13	83.23	26.80	8.09	4.43
LSD (0.10)	155	1.08	1.00	0.44	0.03	1.12	1.81	0.44	0.30
CV(%)	13.95	2.42	9.04	8.04	2.57	1.15	5.78	4.65	5.73
R-SQUARE	0.34	0.83	0.43	0.58	0.52	0.35	0.67	0.75	0.56
REPS	4	4	4	4	4	4	4	4	4

Planted on 04/21/2005, Harvested on 10/06/2005.

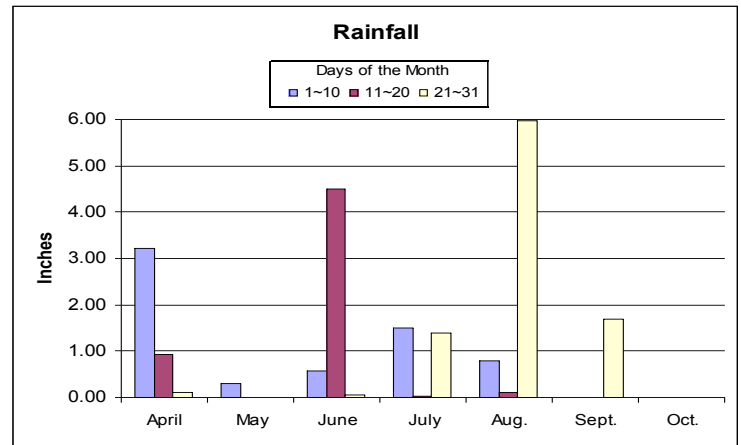
All values represent least square means.

[†] All BCG (Beltwide Genetics) lines may have been treated with systemic insecticide Cruiser.

Table 38. Rainfall and Agronomics Information for Brooksville, Hill Region.

Rainfall Summary

	Inches
April.....	4.24
May.....	0.30
June.....	5.13
July.....	2.93
August.....	6.87
September.....	1.70
October.....	0.00
Total.....	21.27



Soil Type.....	Brooksville Silty Clay Soil
Fertilizer Added.....	P @ 80 lbs/a, K @ 80 lbs/a, Zn @ 2.5 lbs/a, B @ 0.5 lbs/a. (pre). N-sol @ 100 lbs/a. (6-20-05).
Herbicide Applications.....	Preemergence - Cotoran @ 1 lbs/a, Staple @ .6 oz/a. Postemergence - Envoke @ .15 oz/a. (6-20-05).
Insecticide Applications.....	Temik @ 5 lb (5-10-05). Centric @ 2 lb (7-1-05). Bidrin @ .5 lb (7-23-05). Tracer @ 1.5 oz (7-28-05). Orthene @ .5 lb (8-10-05).
Irrigation.....	Non-irrigated
Planting Date.....	May 5, 2005
Harvest Date.....	October 8, 2005

Table 39. Brooksville, MS location of the Hill Region Early Maturity Test in the 2005 Mississippi State University Cotton Variety Trial grown on a Brooksville Silty Clay Soil.

Entry	Lint Yield lb/a	Lint Percent %	Seed Index g	Boll Size g	Length inch	Uniformity Index %	Strength g/tex	Elongation %	Micronaire units
PHY 310 R	1129	40.87	9.15	4.71	1.12	84.23	29.95	8.65	4.45
DP 455 BG/RR	1076	40.49	8.53	4.39	1.17	83.30	27.60	7.28	3.85
ST 4575BR	1023	40.00	9.55	4.85	1.13	84.43	28.53	9.35	4.38
DP 445 BG/RR	1011	39.47	9.88	4.93	1.19	85.45	28.08	8.50	4.35
DP 444 BG/RR	1005	40.03	9.88	5.00	1.14	83.88	27.15	7.85	4.05
PHY 410 R	992	37.22	10.15	4.39	1.13	84.83	29.60	8.83	4.38
DP 434 RR	986	39.03	9.33	4.54	1.19	83.13	26.40	8.03	3.93
DP 393	978	38.93	9.83	4.99	1.18	84.93	30.70	9.18	4.65
FM 966 LL	976	38.69	10.68	4.90	1.14	83.70	32.93	7.85	4.33
ST 5242BR	969	38.94	11.13	5.45	1.12	83.63	26.30	8.05	4.33
FM 960 BR	957	37.59	10.45	5.09	1.15	84.15	32.53	7.90	4.30
ST 4686R	952	39.58	9.85	4.54	1.14	84.10	29.08	9.45	4.50
PHY 470 WR	946	38.44	10.50	4.39	1.13	84.28	28.98	9.35	4.33
ST 5599BR	943	38.26	10.93	5.38	1.18	83.93	28.88	7.88	4.70
PHY 440 W	935	38.77	10.38	4.18	1.18	85.38	28.35	8.90	4.55
PHY 480 WR	904	37.67	9.65	4.28	1.17	84.93	29.53	9.08	4.53
TAMCOT 22	897	39.01	10.43	5.14	1.15	83.15	26.13	8.05	4.10
DP 432 RR	894	38.27	9.93	4.35	1.14	84.45	29.75	8.68	4.40
DP 424 BGII/RR	878	36.11	10.15	4.39	1.13	84.05	26.50	8.25	4.33
DX 2410120	870	37.20	10.63	4.40	1.19	84.38	29.68	7.90	4.25
FM 960 B2R	867	37.70	11.03	5.32	1.19	83.15	29.70	7.28	4.10
FM 958 LL	860	38.13	10.78	4.86	1.21	84.08	30.55	7.38	4.53
MEAN	957	38.65	10.13	4.75	1.16	84.16	28.95	8.35	4.33
LSD (0.10)	144	0.93	0.92	0.41	0.03	0.99	1.47	0.34	0.31
CV(%)	12.72	2.04	7.73	7.27	1.92	0.99	4.31	3.44	5.98
R-SQUARE	0.38	0.78	0.49	0.63	0.67	0.47	0.76	0.89	0.51
REPS	4	4	4	4	4	4	4	4	4

Planted on 05/10/2005, Harvested on 10/08/2005.
All values represent least square means.

Table 40. Brooksville, MS location of the Hill Region Mid Maturity Test in the 2005 Mississippi State University Cotton Variety Trial grown on a Brooksville Silty Clay Soil.

Entry	Lint Yield lb/a	Lint Percent %	Seed Index g	Boll Size g	Length inch	Uniformity Index %	Strength g/tex	Elongation %	Micronaire units
DP 445 BG/RR	1138	39.72	10.40	5.21	1.19	85.50	30.25	8.90	4.43
ST 6848R	1134	37.87	9.63	4.81	1.17	85.18	35.18	8.68	4.75
ST 5599BR	1133	39.19	10.98	5.66	1.15	83.30	29.45	7.95	4.55
DP 494 RR	1114	38.34	9.63	5.08	1.20	85.28	31.75	8.48	4.60
DP 488 BG/RR	1092	38.40	9.95	5.57	1.20	84.50	30.83	8.30	4.60
ST 6636BR	1089	36.55	9.55	4.59	1.20	85.75	32.20	8.30	4.55
FM X9166B2LL	1083	38.48	10.88	5.28	1.20	84.68	32.50	7.95	4.70
CS 37	1064	38.37	9.95	4.87	1.18	83.93	30.65	8.30	4.38
DP 555 BG/RR	1054	41.66	8.05	4.49	1.14	82.90	29.80	7.55	4.50
DP 444 BG/RR	1041	40.14	10.43	4.87	1.15	84.55	29.10	8.35	3.90
DP 449 BG/RR	1029	38.33	9.03	4.39	1.13	83.43	29.78	7.85	4.50
ST 5303R	1027	38.75	10.20	5.17	1.11	84.50	34.08	8.58	4.33
CS 38	931	38.43	10.98	4.87	1.19	84.68	31.58	8.45	4.53
DP 543 BGII/RR	922	38.07	9.18	4.51	1.14	83.60	30.03	7.78	4.45
FM 991 B2R	836	37.42	10.35	4.94	1.21	84.10	32.10	8.00	4.18
FM 832 LL	777	36.23	10.28	5.35	1.22	85.18	30.90	7.73	3.80
FM 800 B2R	739	35.37	10.63	5.36	1.24	85.10	31.58	7.90	3.83
FM 800 BR	732	36.12	10.60	5.29	1.25	85.30	32.55	8.10	3.83
MEAN	1007	38.38	9.97	5.00	1.18	84.52	31.25	8.17	4.34
LSD (0.10)	125	1.43	0.74	0.59	0.03	0.89	1.49	0.38	0.25
CV(%)	10.51	3.15	6.28	10.05	2.22	0.89	4.02	3.94	4.94
R-SQUARE	0.77	0.73	0.69	0.49	0.73	0.64	0.71	0.65	0.74
REPS	4	4	4	4	4	4	4	4	4

Planted on 05/05/2005 , Harvested on 10/08/2005.
All values represent least square means.

Table 41. Brooksville, MS location of the Hill Region New Entry Test in the 2005 Mississippi State University Cotton Variety Trial grown on a Brooksville Silty Clay Soil.

Entry	Lint Yield lb/a	Lint Percent %	Seed Index g	Boll Size g	Length inch	Uniformity Index %	Strength g/tex	Elongation %	Micronaire units
ST 5599BR	1209	40.17	10.35	5.97	1.13	82.93	30.53	8.10	4.38
STX 4554B2RF	1135	39.84	9.55	5.35	1.15	83.90	30.70	9.55	4.53
PHY 485 WRF	1129	39.97	9.15	4.10	1.12	84.65	30.40	9.05	4.50
STX 4664RF	1129	40.43	9.08	4.73	1.14	84.25	29.83	9.40	4.25
DP 147 RF	1122	41.28	9.00	5.62	1.20	84.75	29.93	7.98	4.35
xBCG ¹ 3255	1117	36.98	9.68	4.60	1.12	83.88	27.30	8.40	3.88
xBCG 8391	1112	37.34	10.03	4.77	1.21	85.18	28.45	8.45	4.00
DP 454 BG/RR	1110	41.98	9.63	4.44	1.12	83.55	28.30	7.78	4.10
PHY 475 WRF	1081	39.82	10.20	4.87	1.12	84.43	29.95	9.03	4.48
PHY 370 WR	1071	40.76	8.85	4.68	1.10	83.45	30.65	8.58	4.35
xBCG 4630	1061	39.95	9.70	4.27	1.16	83.53	27.25	8.30	4.15
STX 6611B2RF	1045	39.42	9.20	4.84	1.14	83.80	30.70	8.05	4.50
DP 117 B2RF	1038	39.86	9.68	4.94	1.15	83.70	31.03	8.20	4.43
PHY 425 RF	1038	39.29	8.93	4.44	1.14	84.85	30.65	9.30	4.75
PHY 415 RF	1036	39.02	10.45	4.39	1.13	84.10	29.08	9.08	4.70
xBCG 9124	1035	38.90	10.38	4.97	1.18	84.37	27.55	8.25	4.13
CG 4020 B2RF	1034	38.29	9.68	4.13	1.19	84.03	27.13	8.05	4.03
DPLX 03X179R	1032	42.40	8.85	6.00	1.18	85.13	32.03	8.78	4.83
xBCG 4575	1031	37.38	9.88	4.66	1.12	84.55	27.70	8.58	3.75
xBCG 2038	1026	37.79	9.73	4.44	1.18	84.40	26.55	8.30	4.15
STX 6622RF	1026	38.82	8.88	4.63	1.19	84.45	32.73	8.35	4.58
DP 143 B2RF	1025	38.24	10.08	4.95	1.22	83.68	28.20	7.98	4.28
VIGORO CX 621	1023	39.92	9.88	4.16	1.17	83.95	26.93	8.15	4.25
DPLX 04Y170BR	1018	40.79	9.30	4.83	1.13	83.00	29.75	8.05	4.48
DG 2215 B2RF	1012	37.09	9.45	4.46	1.15	83.40	27.55	8.25	3.95
DG 2242 B2RF	1003	37.36	9.40	4.88	1.19	84.83	26.53	8.40	4.05
ST 5007B2RF	994	36.92	9.95	4.77	1.21	85.03	28.55	8.20	3.90
CG 3520 B2RF	991	37.94	9.35	4.30	1.17	84.28	26.25	8.45	4.05
DP 167 RF	990	38.39	9.45	5.12	1.19	83.10	29.78	7.93	4.25
STX 0414B2RF	989	38.24	9.25	4.49	1.15	84.43	31.28	8.10	4.50
ST 4357B2RF	971	38.35	9.70	4.76	1.18	83.58	26.85	8.00	4.13
STX 0416B2R	969	38.34	9.35	4.95	1.15	84.38	29.98	8.30	4.45
DP 156 B2RF	964	37.85	9.08	4.20	1.17	83.50	27.25	7.40	4.03
DP 444 BG/RR	954	41.03	9.03	4.52	1.14	84.95	28.25	8.25	3.75
DG 2520 B2RF	954	39.29	9.93	4.70	1.17	83.28	27.15	8.05	4.25
CG 3020 B2RF	951	38.19	10.25	4.19	1.13	84.13	26.80	8.35	3.83
xBCG 4153	943	37.21	9.70	4.63	1.15	83.68	26.13	8.20	3.85
VIGORO CX 612	936	36.70	9.50	4.65	1.18	84.23	26.43	8.40	3.95
DG 2100 B2RF	935	37.21	9.23	4.67	1.11	83.25	27.25	8.35	3.93
xBCG 1505	933	36.29	9.70	5.08	1.15	83.78	29.98	7.90	3.98
DP 110 RF	929	39.40	9.63	4.79	1.12	84.10	32.23	8.88	4.38
DP 152 RF	916	37.03	8.90	4.88	1.17	82.40	27.70	7.40	3.93
DP 108 RF	904	40.04	9.43	5.13	1.12	83.73	28.75	7.50	4.23
VIGORO CX 631	888	36.28	10.28	4.87	1.21	85.78	27.85	8.35	3.93
DP 164 B2RF	888	37.04	9.48	4.50	1.20	83.40	28.73	8.05	4.28
STX 5885B2RF	888	36.56	9.83	4.24	1.17	83.65	28.83	8.25	4.33
DP 113 B2RF	883	38.31	10.13	4.59	1.15	83.00	30.48	7.38	4.08
xBCG 1504	875	38.19	10.05	4.95	1.18	83.63	30.43	8.00	4.30
DPLX 05X648DR	804	39.85	8.35	4.16	1.12	81.58	27.10	7.10	4.55
xBCG 0405	735	35.47	10.93	5.02	1.19	83.65	28.60	7.35	3.60
MEAN	998	38.66	9.59	4.73	1.16	83.94	28.80	8.25	4.20
LSD (0.10)	105	1.45	0.90	0.70	0.03	0.84	1.26	0.29	0.26
CV(%)	9.02	3.21	8.00	12.63	2.03	0.85	3.75	3.05	5.32
R-SQUARE	0.60	0.69	0.38	0.42	0.70	0.60	0.78	0.85	0.68
REPS	4	4	4	4	4	4	4	4	4

Planted on 05/05/2005, Harvested on 10/08/2005.

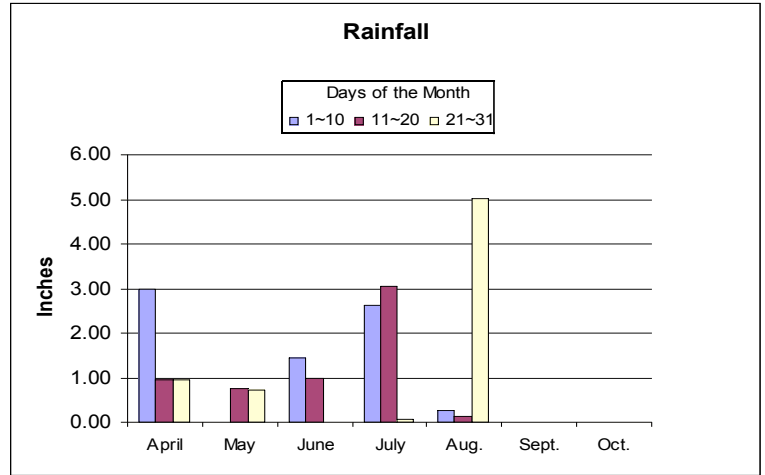
All values represent least square means.

¹ All BCG (Beltwide Genetics) lines may have been treated with systemic insecticide Cruiser.

Table 42. Rainfall and Agronomics Information for Verona, Hill Region.

Rainfall Summary

	Inches
April.....	4.90
May.....	1.51
June.....	2.41
July.....	5.74
August.....	5.42
September.....	0.02
October.....	0.01
Total.....	20.01



Soil Type.....	.. Leeper Fine Sandy Loam
Fertilizer Added.....	None
Herbicide Applications.....	Preemergence - Roundup Wmax @ 22 oz, Clarity @ 8 oz. (3-30-05). Gramoxone @ 2 pt., Duel Magnum @ 1 pt, Cotoran 2 pt. (5-5-05). Postemergence - Select @ 8 oz. (6-9-05). Envoke @ .14 oz.(6-16-05). Aim @ 1.23 oz., Caparol @ 1.6 pt., MSMA plus @ 2.2 pt. (6-27-05). Suprend @ 20 oz. , MSMA plus @ 2.7.pt. (6-28-05). Select @ 8 oz. (7-20-05). Select @ 10 oz. (7-25-05).
Insecticide Applications	Temik @ 5 lb.(5-4-05). Bidrin @ 3.2 oz.(5-26-05). Centric @ 2 oz.(6-9-05)(6-17-05). Tracer @ 1.5 oz.(6-24-05).Trimax @ 1.5 oz., Tracer @1.5 oz.(6-30-05). Bidrin @ 8 oz., Steward @ 11.3 oz.(7-9-05). Tracer @ 1.5 oz., Orthene @ .5 lb.(7-20-05). Bidrin @ 8 oz., Steward @ 11.3oz. (7-27-05). Tracer @ 1.5 oz., Orthene @ .5 lb.(8-3-05). Steward @ 11.4 oz., Orthene @ .42 lb. (8-11-05). Tracer @ 1.5 oz., Bidrin @ 8 oz.(8-19-05). Steward @ 11.3 oz., Orthene @ .5 lb. (8-25-05).
Irrigation.....	Non-irrigated
Planting Date.....	May 4, 2005
Harvest Date.....	Early Variety Trial and New Variety Trial - September 22, 2005. Mid Variety Trial - September 25, 2005.

Table 43. Verona , MS location of the Hill Region Early Maturity Test in the 2005 Mississippi State University Cotton Variety Trial grown on a Leeper Fine Sandy Loam Soil.

Entry	Lint Yield lb/a	Lint Percent %	Seed Index g	Boll Size g	Length inch	Uniformity Index %	Strength g/tex	Elongation %	Micronaire units
ST 5242BR	1925	42.42	10.60	5.56	1.12	84.73	26.98	8.28	4.20
PHY 440 W	1921	41.36	9.25	4.36	1.15	85.00	28.98	9.05	4.25
PHY 310 R	1914	43.63	9.15	4.66	1.12	84.60	29.48	8.68	4.40
ST 4575BR	1907	41.36	9.53	5.18	1.13	85.10	29.83	9.63	4.38
DP 393	1874	42.17	9.50	4.79	1.18	85.65	31.28	9.33	4.48
DP 432 RR	1837	40.99	8.83	4.55	1.15	85.40	29.68	8.90	4.35
DP 444 BG/RR	1825	42.25	9.45	4.93	1.16	85.55	28.03	8.35	3.75
PHY 470 WR	1767	40.47	9.28	4.30	1.13	85.05	29.65	9.43	4.30
DP 455 BG/RR	1750	43.18	8.28	4.50	1.17	84.35	28.33	7.55	3.88
DP 445 BG/RR	1745	42.24	9.23	5.07	1.17	85.58	29.70	8.65	4.13
ST 5599BR	1707	40.28	10.40	5.63	1.15	84.08	30.35	8.30	4.55
PHY 480 WR	1703	40.02	8.80	4.20	1.15	85.85	30.75	9.33	4.30
ST 4686R	1702	41.38	9.68	5.11	1.14	85.45	28.95	9.60	4.35
PHY 410 R	1701	40.14	9.43	4.36	1.15	85.88	30.35	9.18	4.53
DP 434 RR	1700	41.69	9.18	5.09	1.19	85.43	26.25	8.40	3.85
FM 960 BR	1672	39.45	10.38	5.25	1.14	84.40	34.18	8.05	4.03
FM 966 LL	1651	39.88	10.90	5.58	1.16	84.35	34.40	7.80	4.23
FM 958 LL	1630	40.33	10.23	5.43	1.20	84.90	30.93	7.70	4.38
DP 424 BGII/RR	1547	37.76	9.63	4.43	1.15	85.45	27.08	8.65	4.10
DX 2410120	1525	39.30	9.43	4.37	1.18	85.30	30.60	8.20	4.03
FM 960 B2R	1517	40.06	10.38	5.37	1.19	84.35	31.93	7.60	4.13
TAMCOT 22	1387	40.79	10.20	5.27	1.16	84.00	28.13	8.30	3.73
MEAN	1723	40.96	9.62	4.91	1.16	85.02	29.81	8.59	4.19
LSD (0.10)	126	0.76	0.51	0.36	0.02	0.72	1.46	0.26	0.18
CV(%)	6.18	1.57	4.45	6.14	1.72	0.72	4.14	2.54	3.72
R-SQUARE	0.73	0.86	0.76	0.77	0.70	0.61	0.80	0.92	0.76
REPS	4	4	4	4	4	4	4	4	4

Planted on 05/04/2005 , Harvested on 09/22/2005.
All values represent least square means.

Table 44. Verona, MS location of the Hill Region Mid Maturity Test in the 2005 Mississippi State University Cotton Variety Trial grown on a Leeper Fine Sandy Loam Soil.

Entry	Lint Yield lb/a	Lint Percent %	Seed Index g	Boll Size g	Length inch	Uniformity Index %	Strength g/tex	Elongation %	Micronaire units
DP 455 BG/RR	1513	43.92	8.33	4.43	1.13	82.90	29.23	7.28	4.03
DP 555 BG/RR	1485	44.06	8.08	4.38	1.11	82.95	27.78	7.40	4.68
CS 38	1431	41.12	10.30	4.70	1.17	84.13	31.98	8.55	4.53
ST 6636BR	1429	39.86	9.13	4.32	1.14	84.88	32.70	8.15	4.43
DP 488 BG/RR	1427	40.58	9.13	4.92	1.15	83.93	29.60	8.10	4.33
DP 444 BG/RR	1425	42.25	8.98	4.79	1.12	84.95	28.75	8.10	3.80
CS 37	1404	40.49	8.68	4.43	1.13	84.03	30.08	8.15	4.23
ST 5599BR	1400	42.05	10.28	5.28	1.11	83.40	31.50	8.05	4.65
FM X9166B2LL	1376	40.96	10.13	5.23	1.16	84.00	32.55	7.78	4.60
DP 494 RR	1367	41.92	8.55	4.78	1.17	84.08	30.68	8.20	4.60
DP 449 BG/RR	1353	40.49	8.18	4.14	1.10	83.68	32.20	8.10	4.40
DP 445 BG/RR	1348	41.39	9.50	4.92	1.16	85.33	29.03	8.68	4.28
ST 6848R	1344	38.63	8.88	4.51	1.15	85.28	35.13	8.30	4.80
DP 543 BGII/RR	1336	40.91	8.23	4.07	1.10	83.08	29.35	7.58	4.53
ST 5303R	1314	41.34	9.48	4.73	1.09	85.18	32.05	8.20	4.53
FM 800 BR	1236	38.93	10.18	5.13	1.19	85.08	29.28	7.73	3.55
FM 832 LL	1233	39.40	9.93	4.91	1.19	85.10	30.80	7.45	3.78
FM 991 B2R	1119	38.84	9.93	5.04	1.15	83.88	30.78	7.45	4.10
FM 800 B2R	971	38.86	10.23	5.02	1.19	84.68	31.48	7.75	3.63
MEAN	1343	40.84	9.27	4.72	1.14	84.24	30.78	7.95	4.29
LSD (0.10)	121	0.81	0.87	0.35	0.02	0.77	1.49	0.30	0.21
CV(%)	7.62	1.67	7.96	6.25	1.67	0.78	4.09	3.21	4.04
R-SQUARE	0.75	0.88	0.62	0.67	0.80	0.69	0.75	0.78	0.87
REPS	4	4	4	4	4	4	4	4	4

Planted on 05/04/2005, Harvested on 09/25/2005.
All values represent least square means.

Table 45. Verona, MS location of the Hill Region New Entry Test in the 2005 Mississippi State University Cotton Variety Trial grown on a Leeper Fine Sandy Loam Soil.

Entry	Lint Yield lb/a	Lint Percent %	Seed Index g	Boll Size g	Length inch	Uniformity Index %	Strength g/tex	Elongation %	Micronaire units
DP 454 BG/RR	1787	42.62	8.68	4.60	1.14	84.65	30.30	8.10	3.65
DPLX 04Y170BR	1743	42.26	8.38	4.44	1.14	84.48	30.15	8.30	4.43
DP 444 BG/RR	1729	41.55	9.00	4.72	1.16	85.33	28.45	8.30	3.68
STX 4664RF	1728	41.20	9.00	4.95	1.14	85.10	29.88	9.50	4.20
ST 5599BR	1682	40.43	10.20	5.45	1.17	84.83	29.83	8.05	4.35
DP 108 RF	1680	41.32	8.78	4.62	1.13	83.98	29.68	7.90	3.93
PHY 415 RF	1654	40.59	9.10	4.34	1.12	84.78	30.23	9.18	4.50
DP 110 RF	1642	41.05	9.18	5.09	1.15	84.88	34.05	9.10	4.35
DPLX 05X648DR	1633	42.03	7.88	4.30	1.14	83.75	26.53	7.38	4.40
PHY 370 WR	1627	41.94	9.50	4.65	1.14	85.15	31.25	8.93	4.35
DP 117 B2RF	1598	42.08	8.80	4.94	1.13	84.35	32.85	8.58	4.28
STX 4554B2RF	1585	39.97	9.75	4.82	1.16	85.28	30.33	9.40	4.23
STX 0414B2RF	1582	38.98	8.35	4.38	1.16	84.60	31.90	8.10	4.15
STX 6622RF	1579	40.84	8.70	4.12	1.15	85.20	33.20	8.30	4.20
DP 113 B2RF	1572	38.74	10.50	5.14	1.17	84.75	30.93	7.80	3.93
DG 2520 B2RF	1565	40.21	8.90	4.31	1.19	85.15	27.10	8.40	3.75
xBCG [†] 3255	1564	38.71	9.10	4.26	1.13	84.60	27.40	8.60	3.63
PHY 485 WRF	1563	40.37	8.73	3.96	1.14	84.90	32.30	9.33	4.13
xBCG 9124	1557	40.62	9.33	4.11	1.18	85.20	26.08	8.30	3.88
PHY 425 RF	1546	40.96	8.78	4.00	1.14	85.18	31.58	9.40	4.30
xBCG 4575	1530	39.42	9.25	4.21	1.13	84.73	28.03	8.58	3.60
ST 4357B2RF	1515	40.06	8.88	4.13	1.18	84.90	27.63	8.35	3.85
DP 143 B2RF	1509	39.47	9.48	4.94	1.22	84.63	28.33	7.95	3.80
DPLX 03X179R	1503	43.44	8.38	4.70	1.18	85.48	32.58	8.68	4.55
xBCG 2038	1502	38.99	8.70	3.93	1.18	85.23	25.78	8.45	3.88
STX 0416B2R	1498	39.43	8.78	4.32	1.12	83.95	31.68	8.40	4.10
DG 2100 B2RF	1498	38.68	9.15	4.19	1.14	85.33	29.10	8.78	3.60
VIGORO CX 612	1498	38.74	8.80	4.03	1.17	84.93	26.10	8.30	3.95
DP 147 RF	1494	40.50	10.20	5.13	1.22	84.38	29.30	7.78	4.10
CG 4020 B2RF	1483	39.95	9.25	4.25	1.19	84.90	26.68	8.30	3.80
STX 6611B2RF	1479	38.13	8.58	4.39	1.14	84.08	30.20	8.03	4.33
VIGORO CX 631	1475	36.61	9.50	4.46	1.21	85.75	29.40	8.48	3.88
xBCG 8391	1464	36.86	9.28	4.38	1.22	85.70	29.50	8.55	3.75
DP 167 RF	1459	40.21	9.03	4.86	1.20	84.73	28.95	7.83	4.05
ST 5007B2RF	1458	36.56	9.60	4.69	1.23	86.38	29.60	8.65	3.80
DP 152 RF	1457	39.02	9.15	4.83	1.18	83.78	28.55	7.90	3.98
CG 3520 B2RF	1456	38.10	8.73	3.94	1.18	84.88	26.38	8.53	3.90
CG 3020 B2RF	1454	38.57	9.50	4.23	1.13	85.18	27.78	8.45	3.60
xBCG 4153	1445	37.69	8.85	4.25	1.15	84.65	26.93	8.45	3.53
PHY 475 WRF	1423	40.08	9.63	4.32	1.13	85.15	30.45	9.05	4.08
xBCG 4630	1420	39.18	9.38	4.33	1.19	85.40	26.45	8.50	3.88
DG 2242 B2RF	1389	38.80	9.03	4.01	1.19	84.98	27.08	8.58	3.90
DP 156 B2RF	1382	37.96	8.85	4.48	1.18	83.75	27.48	7.63	3.65
STX 5885B2RF	1382	37.75	8.28	4.16	1.17	84.55	30.58	8.55	4.00
VIGORO CX 621	1365	39.28	9.33	4.27	1.18	84.95	28.50	8.25	3.68
DG 2215 B2RF	1342	37.95	9.03	4.30	1.16	84.75	27.43	8.30	3.55
xBCG 1504	1306	38.24	9.40	4.69	1.19	84.65	31.50	8.10	3.65
DP 164 B2RF	1297	38.98	8.80	4.86	1.21	84.63	29.75	8.20	4.35
xBCG 1505	1246	36.81	10.48	5.48	1.17	84.70	30.58	7.83	3.78
xBCG 0405	1190	36.06	10.48	5.27	1.20	84.18	29.40	7.53	3.43
MEAN	1511	39.56	9.13	4.50	1.16	84.83	29.31	8.40	3.96
LSD (0.10)	100	0.99	0.54	0.22	0.02	0.68	1.44	0.29	0.20
CV(%)	5.64	2.13	5.04	4.23	1.40	0.69	4.20	2.93	4.33
R-SQUARE	0.77	0.85	0.67	0.86	0.83	0.56	0.79	0.84	0.80
REPS	4	4	4	4	4	4	4	4	4

Planted on 05/04/2005, Harvested on 09/22/2005.

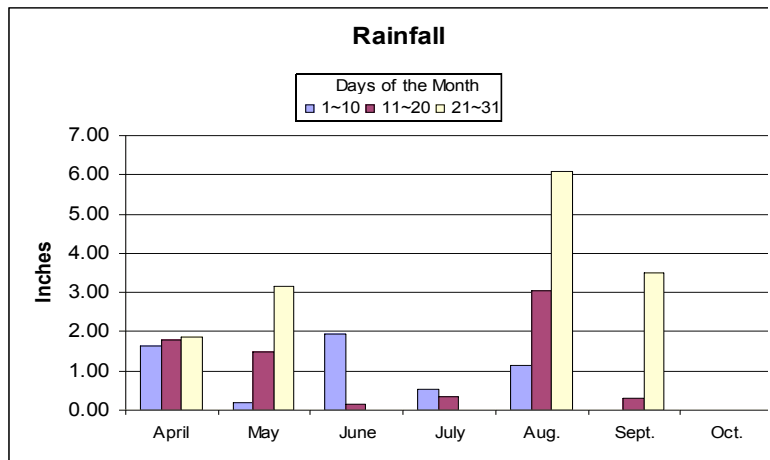
All values represent least square means.

[†] All BCG (Beltwide Genetics) lines may have been treated with systemic insecticide Cruiser.

Table 46. Rainfall and Agronomics Information for Raymond, Hill Region.

Rainfall Summary

	Inches
April.....	5.31
May.....	4.83
June.....	2.11
July.....	0.88
August.....	10.26
September.....	3.81
October.....	0.00
Total.....	27.20



Soil Type.....	Loring Silt Loam
Fertilizer Added.....	None
Herbicide Applications.....	Preemergence - Staple @ .6 oz, Cotoran @ .4 lb. (5-3-05). Postemergence - Staple @ 1.2 oz, Poast Plus @ 1 qt. (6-14-05). Caparol .5 lb, MSMA @ 1 lb. (6-24-05).
Insecticide Applications	Temik 5 lb/a (5-3-05).
Irrigation.....	Non-irrigated
Planting Date.....	May 3, 2005
Harvest Date.....	October 4, 2005

Table 47. Raymond, MS location of the Hill Region Early Maturity Test in the 2005 Mississippi State University Cotton Variety Trial grown on a Loring Silt Loam Soil.

Entry	Lint Yield lb/a	Lint Percent %	Seed Index g	Boll Size g	Length inch	Uniformity Index %	Strength g/tex	Elongation %	Micronaire units
PHY 470 WR	1870	42.56	9.60	4.66	1.10	84.88	29.63	9.03	4.83
PHY 310 R	1705	43.92	9.73	5.10	1.08	84.83	30.50	8.78	5.03
PHY 440 W	1693	42.23	10.03	4.99	1.13	84.65	30.40	9.33	4.90
ST 5599BR	1652	42.70	10.95	5.98	1.11	83.63	29.25	7.93	5.38
ST 4575BR	1642	42.45	9.55	4.98	1.10	84.83	29.50	9.18	5.03
TAMCOT 22	1637	42.73	9.90	5.73	1.14	83.95	25.78	7.95	4.28
DP 432 RR	1626	41.80	9.38	4.79	1.10	84.53	29.60	8.75	5.03
PHY 480 WR	1580	40.09	10.03	4.31	1.13	85.48	31.53	9.28	5.05
DP 444 BG/RR	1579	43.16	9.93	4.58	1.10	84.55	28.55	8.25	4.45
FM 966 LL	1570	39.88	11.38	6.10	1.14	85.00	35.25	8.28	4.73
PHY 410 R	1566	41.23	10.00	4.95	1.10	85.15	31.75	9.35	4.90
DP 424 BGII/RR	1565	39.14	10.25	5.40	1.11	84.93	27.50	8.45	4.90
DP 445 BG/RR	1559	43.48	9.93	4.31	1.12	84.95	30.03	9.05	4.88
DP 455 BG/RR	1523	43.56	9.00	4.90	1.13	84.38	27.88	7.73	4.60
DP 393	1471	42.00	10.03	4.94	1.14	84.98	31.45	9.33	5.03
DP 434 RR	1451	44.39	9.50	5.31	1.16	84.88	26.65	8.20	4.78
ST 4686R	1424	42.25	9.60	5.26	1.09	84.25	29.98	9.55	4.98
FM 958 LL	1403	40.70	10.98	5.63	1.17	85.08	32.05	7.80	4.85
ST 5242BR	1392	42.55	10.98	4.68	1.09	84.70	27.03	8.25	4.90
DX 2410120	1335	41.31	9.03	4.57	1.17	85.25	32.80	8.38	4.55
FM 960 B2R	1311	40.33	11.40	6.08	1.15	84.30	29.65	7.38	4.85
FM 960 BR	1307	40.73	11.13	5.33	1.10	84.43	36.43	8.30	4.93
MEAN	1539	41.96	10.10	5.12	1.12	84.71	30.14	8.57	4.85
LSD (0.10)	137	1.06	0.63	0.89	0.03	0.77	1.43	0.30	0.23
CV(%)	7.53	2.14	5.26	14.77	2.08	0.77	4.03	2.96	4.08
R-SQUARE	0.68	0.77	0.72	0.42	0.64	0.38	0.86	0.89	0.69
REPS	4	4	4	4	4	4	4	4	4

Planted on 05/03/2005 , Harvested on 10/04/2005.
All values represent least square means.

Table 48. Raymond, MS location of the Hill Region Mid Maturity Test in the 2005 Mississippi State University Cotton Variety Trial grown on a Loring Silt Loam Soil.

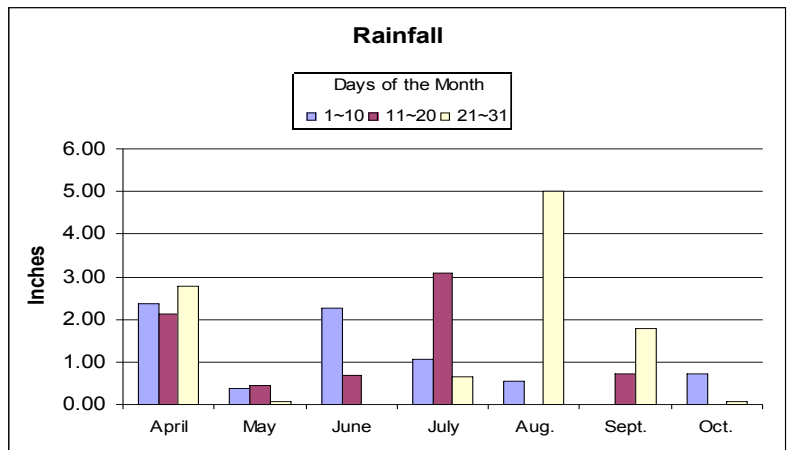
Entry	Lint Yield lb/a	Lint Percent %	Seed Index g	Boll Size g	Length inch	Uniformity Index %	Strength g/tex	Elongation %	Micronaire units
ST 5303R	1477	41.41	9.73	5.11	1.10	85.00	33.98	8.88	4.98
DP 455 BG/RR	1476	43.79	8.90	4.31	1.15	84.65	29.43	8.10	4.73
DP 449 BG/RR	1475	40.72	9.33	4.39	1.11	83.93	31.35	8.40	4.95
ST 5599BR	1449	42.94	10.38	5.98	1.11	83.63	30.30	8.40	5.38
DP 488 BG/RR	1447	40.50	9.45	5.08	1.16	84.20	28.43	8.15	4.60
CS 37	1436	40.80	9.33	5.19	1.14	84.35	29.43	8.30	4.68
DP 555 BG/RR	1431	44.09	7.98	3.95	1.09	83.03	27.13	7.70	4.90
FM X9166B2LL	1419	41.49	10.13	4.31	1.11	83.98	33.53	8.35	5.10
DP 494 RR	1417	41.96	9.25	5.09	1.17	84.63	30.95	8.43	4.78
DP 543 BGII/RR	1417	41.45	8.58	4.76	1.11	84.13	28.55	7.78	5.00
ST 6636BR	1400	40.52	9.28	4.53	1.13	84.93	31.33	8.30	5.15
CS 38	1391	40.74	10.13	4.67	1.17	85.48	31.10	8.55	4.95
DP 444 BG/RR	1356	42.73	9.80	4.57	1.10	84.73	29.33	8.45	4.55
FM 800 B2R	1282	41.70	10.63	5.86	1.16	84.13	30.90	8.10	4.58
ST 6848R	1276	39.87	9.55	4.44	1.14	85.05	35.05	8.58	5.23
FM 800 BR	1221	40.58	10.50	5.72	1.20	85.68	31.60	8.20	4.23
FM 991 B2R	1211	38.05	10.28	4.80	1.14	83.83	31.18	8.00	4.40
FM 832 LL	1207	40.25	10.63	5.73	1.19	85.58	32.18	8.05	4.38
MEAN	1386	41.42	9.65	4.89	1.14	84.52	30.80	8.30	4.81
LSD (0.10)	54	1.05	0.77	0.87	0.02	0.78	1.80	0.26	0.30
CV(%)	3.30	2.15	6.76	15.07	1.70	0.78	4.95	2.61	5.31
R-SQUARE	0.87	0.80	0.62	0.47	0.80	0.61	0.71	0.75	0.67
REPS	4	4	4	4	4	4	4	4	4

Planted on 05/03/2005, Harvested on 10/03/2005.
All values represent least square means.

Table 49. Rainfall and Agronomics Information for Nesbit, Hill Region.

Rainfall Summary

	Inches
April.....	7.30
May.....	0.88
June.....	2.94
July.....	4.79
August.....	5.56
September.....	2.48
October.....	0.78
Total.....	24.73



Soil Type.....	Collins Silt Loam
Fertilizer Added.....	None
Herbicide Applications.....	Preemergence - Staple @ .6 oz, Cotoran @ .4 lb. (5-6-05). Postemergence - Staple @ 1.2 oz, Poast Plus @ 1 qt. (6-14-05). Caparol .5 lb, MSMA @ 1 lb. (6-24-05).
Insecticide Applications.....	Temik 5 lb/a (5-6-05).
Irrigation.....	Non-irrigated
Planting Date.....	May 6, 2005
Harvest Date.....	October 10, 2005

Table 50.

Nesbit[†], MS location of the Hill Region Early Maturity Test in the 2005 Mississippi State University Cotton Variety Trial grown on a Collins silt Loam Soil.

Entry	Lint Yield lb/a	Lint Percent %	Seed Index g	Boll Size g	Length inch	Uniformity Index %	Strength g/tex	Elongation %	Micronaire units
DP 445 BG/RR	1877	38.64	10.90	5.61	1.20	85.63	29.78	9.08	4.20
DP 434 RR	1777	39.86	10.43	5.64	1.21	84.95	28.15	8.40	4.00
ST 5242BR	1775	39.47	11.85	6.27	1.14	85.40	27.05	8.35	4.05
DP 432 RR	1744	39.36	10.68	5.64	1.17	85.63	31.33	8.95	4.48
DP 444 BG/RR	1743	39.33	11.38	6.03	1.18	85.30	29.38	8.40	3.78
PHY 480 WR	1742	37.65	9.50	4.46	1.19	85.75	31.48	9.18	4.18
DP 424 BGII/RR	1732	36.35	10.18	5.36	1.16	85.23	28.45	8.53	4.18
ST 4575BR	1718	39.93	10.73	5.61	1.17	85.68	30.53	9.63	4.28
PHY 310 R	1694	40.72	10.43	5.36	1.15	85.28	32.60	8.98	4.45
ST 4686R	1682	39.95	11.25	5.54	1.16	85.18	30.28	9.23	4.55
DP 455 BG/RR	1651	39.62	9.80	4.89	1.21	84.58	31.75	7.83	3.70
ST 5599BR	1647	37.87	11.13	5.78	1.18	84.98	31.65	8.38	4.05
FM 960 B2R	1630	36.60	11.38	6.04	1.21	84.88	33.53	8.00	3.75
PHY 470 WR	1623	37.78	10.53	4.77	1.13	85.13	31.83	9.85	4.35
FM 960 BR	1607	38.05	10.78	5.95	1.14	84.50	35.70	8.15	4.18
PHY 410 R	1471	37.31	10.83	5.22	1.17	85.75	31.35	9.40	4.50
MEAN	1694	38.66	10.73	5.51	1.17	85.24	30.93	8.77	4.17
LSD (0.10)	102	0.86	0.78	0.36	0.02	0.61	1.53	0.29	0.21
CV(%)	5.05	1.87	6.11	5.48	1.16	0.61	4.17	2.81	4.22
R-SQUARE	0.63	0.82	0.55	0.78	0.84	0.50	0.79	0.89	0.76
REPS	4	4	4	4	4	4	4	4	4

Planted on 05/06/2005, Harvested on 10/10/2005.

All values represent least square means.

[†] Due to suspected glyphosate drift, results for non-Round-up Ready varieties were excluded.

Table 51. Nesbit[†], MS location of the Hill Region Mid Maturity Test in the 2005 Mississippi State University Cotton Variety Trial grown on a Collins silt Loam Soil.

Entry	Lint Yield lb/a	Lint Percent %	Seed Index g	Boll Size g	Length inch	Uniformity Index %	Strength g/tex	Elongation %	Micronaire units
DP 444 BG/RR	1800	39.45	10.15	5.22	1.17	85.53	30.50	8.25	3.88
DP 455 BG/RR	1680	39.77	10.03	5.31	1.19	84.88	30.54	7.75	3.93
DP 445 BG/RR	1647	38.23	10.28	5.17	1.19	85.23	31.03	8.95	4.00
DP 555 BG/RR	1629	40.30	8.33	4.63	1.13	83.41	29.08	7.45	4.47
DP 449 BG/RR	1622	37.68	9.98	5.27	1.17	85.18	31.45	8.15	4.28
ST 5599BR	1555	38.25	10.60	5.79	1.17	84.40	31.63	8.10	4.15
DP 488 BG/RR	1545	37.32	10.20	5.44	1.21	84.83	31.15	8.25	4.03
DP 543 BGII/RR	1516	37.76	9.93	5.24	1.16	84.45	31.90	8.15	4.33
ST 6636BR	1481	35.96	9.95	4.86	1.19	85.65	32.43	8.30	4.15
FM 800 BR	1433	38.21	11.30	5.55	1.23	85.88	32.35	8.20	3.73
FM 991 B2R	1421	36.36	11.43	5.57	1.20	84.85	32.05	7.95	4.30
ST 5303R	1420	37.49	11.05	5.59	1.15	85.13	33.38	8.35	4.53
DP 494 RR	1414	37.98	10.33	5.30	1.22	85.65	32.20	8.53	4.30
FM 800 B2R	1361	36.58	10.85	5.74	1.24	85.80	32.38	8.05	3.88
ST 6848R	1293	35.14	10.93	5.26	1.19	86.05	35.55	8.63	4.80
MEAN	1521	37.77	10.35	5.33	1.19	85.14	31.91	8.23	4.18
LSD (0.10)	65	1.44	0.83	0.39	0.03	0.92	2.05	0.32	0.24
CV(%)	3.60	3.20	6.76	6.21	1.91	0.88	5.27	3.15	4.65
R-SQUARE	0.89	0.65	0.61	0.55	0.71	0.57	0.60	0.71	0.76
REPS	4	4	4	4	4	4	4	4	4

Planted on 05/06/2005, Harvested on 10/10/2005.

All values represent least square means.

[†] Due to suspected glyphosate drift, results for non-Round-up Ready varieties were excluded.

Mississippi State UNIVERSITY



Printed on Recycled Paper

Mention of a trademark or proprietary product does not constitute a guarantee or warranty of the product by the Mississippi Agricultural and Forestry Experiment Station and does not imply its approval to the exclusion of other products that also may be suitable.

Mississippi State University does not discriminate on the basis of race, color, religion, national origin, sex, sexual orientation or group affiliation, age, disability, or veteran status.