

2001 National Cotton Variety Test



**Crop Genetics & Production
Research Unit
P O Box 345
Stoneville, MS 38776**

**(662) 686-5378
(662) 686-5218 (fax)**



Any time you see the cotton boll photograph as shown here, you may click on it to return to the top of the document.

**National Cotton Variety Tests, 2001
Yield, Boll, Seed, Spinning and Data**

Compiled by:



**S. T. Rayburn, Jr.
Program Analyst**

**Ellen R. Keene
Computer Specialist**

Program Headquarters are located in the Crop Genetics & Production Research Unit, Jamie Whitten Delta States Research Center, United States Department of Agriculture - Agricultural Research Service, Stoneville, Mississippi, in cooperation with the agricultural experiment stations of Alabama, Arkansas, Arizona, California, Georgia, Louisiana, Mississippi, New Mexico, North Carolina, Oklahoma, South Carolina, and Texas.

**The National Cotton Variety Test series is available free of charge
from
the National Cotton Variety Test Program.**

National Cotton Variety Tests, 2001.

Yield, Boll, Seed, Spinning, and Fiber Data.

Issued October 2001.

Processed by National Cotton Variety Testing Program:

**United States Department of Agriculture
Agricultural Research Service
Crop Genetics & Production Research Unit
P.O. Box 345**

Stoneville, MS 38776



CONTENTS

[Location Index](#)

[Acknowledgements](#)

[Joint Cotton Breeding Policy Committee](#)

[National Cotton Variety Testing Committee](#)

[National Cotton Variety Test Archive Files](#)

[Introduction and Explanations](#)

[Regional Tests and Participating Stations](#)

[Reporting Variations and Errata](#)

[Varieties Tested](#) in 2001

Test Results

[Eastern](#) Regional Cotton Variety Test

[Delta](#) Regional Cotton Variety Test

[Central](#) Regional Cotton Variety Test
[Blackland](#) Regional Cotton Variety Test
[Plains](#) Regional Cotton Variety Test
[Western](#) Regional Cotton Variety Test
[High Quality](#) Regional Cotton Variety Test
[Pima](#) Regional Cotton Variety Test
2001 Regional [Short Season](#) Test Results
2001 [Bollworm-Budworm](#) Tests



LOCATIONS IN 2001 NCVT PROGRAM

ALTUS, OK (IRR)
ARTESIA, NM (IRR)
AUBURN, AL
BEEVILLE, TX
BELLE MINA, AL
BOSSIER CITY, LA
CHICKASHA, OK (DRY)
CHICKASHA, OK (IRR)
CHILLICOTHE, TX (DRY)
CLARKEDALE, AR
COLLEGE STATION, TX
DALLAS, TX
EL PASO, TX (PIMA)
FLORENCE, SC
KEISER, AR
LAMESA, TX (DRY)
LAS CRUCES, NM
LUBBOCK, TX (IRR)
MARICOPA, AZ
PECOS, TX (IRR)
PORTAGEVILLE, MO
ROCKY MOUNT, NC
SAFFORD, AZ
SAINT JOSEPH, LA

STARKVILLE, MS
STONEVILLE, MS
THRALL, TX
TIFTON, GA
TIPTON, OK
TUNICA, MS
UNIVERSITY PARK, NM
WESLACO, TX



Acknowledgments

The success of the National Cotton Variety Testing Program results from the interest and diligence of many workers who conducted the tests, processed the fiber samples, tabulated the information and analyzed the data. The following were primarily responsible for furnishing field data and providing samples:

Alabama	--	K. Glass
Arizona	--	R. Percy (USDA-ARS)
Arkansas	--	F. M. Bourland
California	--	D. M. Bassett
Georgia	--	S. H. Baker
Louisiana	--	W. D. Caldwell, D. S. Boquet, and R. C. Griffin
Mississippi	--	J. Creech, and W. R. Meredith, Jr. (USDA-ARS)
New Mexico	--	C. E. Barnes, and R. Cantrell (USDA-ARS)
North Carolina	--	D. Bowman
Oklahoma	--	B. Greenhagen
South Carolina	--	L. May (USDA-ARS)
Texas	--	J. R. Gannaway, and C. W. Smith

The interest and cooperation of the commercial cottonseed firms of the United States are acknowledged. For the most part, seeds of the regional varieties were contributed by commercial firms. Seeds of varieties used as national standards were supplied by the following organizations:

Acala Maxxa

-- CPCSD, Shafter, CA;

All Tex Atlas

-- All Tex Seed Company, Levelland, TX

DPL NuCotn 33B

-- Delta and Pine Land Company, Scott, MS; and

SureGrow 747

-- SureGrow, Stoneville, MS.



Joint Cotton Breeding Policy Committee

(As of January 2001)

R. L. Rogers, (Chairman) Louisiana Agricultural Experiment Station,
Baton Rouge, LA

A. G. Jordan, (Secretary) National Cotton Council of America,
Memphis, TN

B. Lalor, Cotton Incorporated, Raleigh, NC

J. W. Smith, Mississippi Agricultural & Forestry Experiment
Station, Stoneville, MS

W. R. Meredith, Jr., Agricultural Research Service, USDA,
Stoneville, MS

T. J. Army, Agricultural Research Service, USDA, Stoneville, MS

J. Radin, NPL Plant Physiology, Agricultural Research Service,
USDA, Beltsville, MD

V. Watson, Mississippi Agricultural & Forestry Experiment Station,
Mississippi State, MS

S. Oakley, California Planting Cotton Seed Distributors, Shafter,
CA

J. J. Gwyn, AgrEvo Cotton Seed International, Greenville, MS

R. H. Sheetz, Paymaster Cottonseed Products, Hale Center, TX

T. Helms, Southern Association of Agricultural Experiment Station
Directors, Mississippi State, MS

National Cotton Variety Testing Committee

(As of January 2001)

D. M. Bassett, University of CA, U. S. Cotton Research Station,
Shafter, CA

J. Creech, Delta Research and Extension Center, Stoneville, MS

F. M. Bourland, University of Arkansas, Fayetteville, AR

R. Cantrell, New Mexico Agricultural Experiment Station, Las
Cruces, NM

N. Clark, Clark Brothers, Dos Palos, CA

J. R. Gannaway, (Chairman) Texas Agricultural Experiment
Station, Lubbock, TX

C. Green, Delta & Pine Land Co., Hartsville, SC

S. Lincoln, CA Dept. of Food & Agriculture, Sacramento, CA
C. W. Manning, Stoneville Pedigreed Seed Company, Stoneville, MS
L. May, Agricultural Research Service, USDA, Florence, SC
W. R. Meredith, Jr., Agricultural Research Service, USDA,

Stoneville, MS

J. Radin, Agricultural Research Service, USDA, Beltsville, MD

S. R. Oakley, California Planting Cottonseed Distributors,
Shafter, CA

R. Percy, Agricultural Research Service, USDA, Maricopa, AZ

S. T. Rayburn, (Secretary) Agricultural Research Service, USDA,
Stoneville, MS

R. Sheetz, Cargill Research, Plainview, TX

C. W. Smith, Texas Agricultural Experiment Station, College
Station, TX



National Cotton Variety Test Archive File

The National Cotton Variety Test, from its inception in 1960 to the current year, is maintained in an archive file at the NCVT Program headquarters, Stoneville, MS. These files are available from the ARS Coordinator for the NCVT Program. The following files are available on diskette:

Cottonseed Quality Archive File	1977 - 2001
Yield Archive File	1960 - 2001
Fiber Quality Archive File	1960 - 2001
Pima Combed Yarn Archive File	1962 - 2001

Code Files:

Alpha & Numeric Variety Listings (2 files)

Alpha & Numeric Location Listings (2 files)
(includes Regional Codes)

The Archive Files, Codes, Content and Index files will be updated to include the current data each year, following the publication of the Annual Report.

Write or phone:

Mr. S. T. Rayburn, Jr., Program Analyst
National Cotton Variety Testing Program
P. O. Box 345
Stoneville, MS 38776
601-686-5378
e-mail address: trayburn@ars.usda.gov
ekeene@ars.usda.gov



Introduction

The National Cotton Variety Testing Program, developed from recommendations of the Joint Cotton Breeding Policy Committee, is a uniform system of reporting data from cotton-yield trials across the US Cotton Belt. The trials are conducted annually at selected locations involved in the variety-testing programs of the cooperating State Agricultural Experiment Stations and the Agricultural Research Service. The National Cotton Variety Testing Committee is responsible

for coordinating program plans from year to year.

National standard varieties are chosen for a 3-year testing cycle. For the fourteenth 3-year testing cycle, beginning in 2000, the national standards were Acala Maxxa, All Tex Atlas, DPL NuCotn 33B, and Suregrow 747. Within each region, cooperators annually select a group of regional standard varieties that are common to all tests within the region for the particular year. In 1984, the cooperators for the Eastern, Central, and Delta regions elected to include interregional standards. Data on the national, regional, and interregional standards were included in this report. All varieties were grown to obtain experimental data, and the designation of national, regional, and interregional standards is not an endorsement of these varieties by the U.S. Department of Agriculture or the cooperating State Agricultural Experiment Stations.

Plot size, cultural practices, number of entries, and sampling methods were left to the discretion of the participating stations. While these details were not rigidly standardized, all tests were conducted by experienced personnel using sound experimental designs and procedures.

Yield, boll size, lint percentage, and seed index were supplied by the cooperating stations. Fiber, yarn, and HVI tests were made by Starlab, Inc., Knoxville, TN, and combed yarn tests were made by USDA-AMS Cotton Testing Section at Clemson, SC. Chemical analyses of seed were done by Woodsen-Tenent Laboratories, Inc., Memphis, TN. All data were compiled, analyzed, tabulated, and duplicated by the staff of the office of the Program Analyst for the National Cotton Variety Test.

In 1994, the National Cotton Variety Testing Program was organized as shown on the cover map. Upland varieties were grown in all tests except the Pima Region.

Strains developed in the southern states with superior fiber properties and spinning performance were tested in three contiguous Regions (high quality test). Extra-long-staple American Pima varieties were tested in the Western and Arizona Regions.

In 1996, results of the Regional Project S-205 Regional Bollworm-Budworm Tests and the Regional Short Season Tests were reprinted in this report. The purpose in reprinting this vital information is to assist Regional Project S-205 by making the data more widely available to the Cotton Improvement Community.



REGIONAL TESTS & PARTICIPATING STATIONS

Eastern Regional Cotton Variety Test (Upland Varieties)

Alabama Agricultural Experiment Station
Main Station

Auburn, AL

Tennessee Valley Substation

Belle Mina, AL

Georgia Agricultural Experiment Station
Georgia Coastal Experiment Station

Tifton, GA

Clemson University
Pee Dee Experiment Station

Florence, SC

Delta Regional Cotton Variety Test (Upland Varieties)

Arkansas Agricultural Experiment Station
Delta Substation

Clarkedale, AR

Mississippi Agricultural and Forestry Experiment Station
Delta Branch

Stoneville, MS

Louisiana Agricultural Experiment Station
Northeast Louisiana Experiment Station

St. Joseph, LA

Central Regional Cotton Variety Test (Upland Varieties)

Louisiana Agricultural Experiment Station
Red River Valley Experiment Station

Bossier City, LA

Texas A&M University
Extension Center

Weslaco, TX

Main Station

College Station, TX

Off-Station Test

Neuces County, TX

Blackland Regional Cotton Variety Test (Upland Varieties)

Texas A&M University
Agricultural Research and Extension

Dallas, TX

Stiles Farm Foundation

Thrall, TX

Plains Regional Cotton Variety Test (Upland Varieties)

Oklahoma Agricultural Experiment Station
Cotton Research Station
Irrigated Test

Chickasha, OK

Dryland Test

Chickasha, OK

Irrigation Experiment Station

Altus, OK

Southwest Agronomy Research Station
Dryland Test

Tipton, OK

Texas A&M University
Agricultural Research and Extension Center

(Chillicothe)

Dryland Test

Chillicothe, TX

Agricultural Research and Extension Center (Lubbock)
Irrigated Test

Lubbock, TX

Off-Station (Dryland Test)

Lamesa, TX

Western Regional Cotton Variety Test (Upland Varieties)

New Mexico Agricultural Experiment Station
Main Station

Las Cruces, NM

Southeastern Branch Station

Artesia, NM

Texas A&M University
Agricultural Research Center

Pecos, TX

High Quality Regional Cotton Variety Test

Alabama Agricultural Experiment Station
Tennessee Valley Substation

Belle Mina, AL

Arkansas Agricultural Experiment Station
Delta Substation

Keiser, AR

Clemson University
Pee Dee Experiment Station

Florence, SC

Georgia Agricultural Experiment Station
Georgia Coastal Plain Experiment Station

Tifton, GA

Louisiana Agricultural Experiment Station
Red River Valley Experiment Station

Bossier City, LA

Mississippi Agricultural and Forestry Experiment Station
Delta Branch

Stoneville, MS

North Carolina State University
Upper Coastal Plain Experiment Station

Rocky Mount, NC

Texas A&M University
Texas Agricultural Experiment Station

College Station, TX

Pima Regional Cotton Variety Test

Arizona Agricultural Experiment Station
Cotton Research Center

Maricopa, AZ

California Agricultural Experiment Station
West Side Field Station

West Side Field Station, CA

Kern, CA
Shafter, CA
Merced, CA

New Mexico Agricultural Experiment Station
Off-Station Test

Las Cruces, NM

Combed-Yarn Test (American Pima Varieties)**

American Pima cottons are commonly spun into combed yarns. In addition to the carded yarn tenacity, combed-yarn tests of Pima cotton grown at two locations conducting the Pima Regional Cotton Variety Test were made by the Agricultural Marketing Service, United States Department of Agriculture, Cotton Testing Section at Clemson, SC. Classer's grade and staple, yarn tenacity of 11.8- and 7.4- tex (50's and 80's cotton count) yarns, appearance index, imperfections per 1,000 yards, and waste percentages are reported.

**Test was discontinued in 1994 due to costs of processing samples.



Explanations and Definitions

No interpretation of the test results other than the indication

of the significant difference among means based on an analysis of variance is presented. The variety x location interaction mean square was used as the Error term in F tests and Duncan's Multiple Range tests in the combined-over-locations ANOVA for each region and subregion. Means followed by the same letter or letters cannot be considered significantly different at the 0.05 level of probability, as determined by Duncan's Multiple Range Test. Statistical analyses and Duncan's Multiple Range test were performed using SAS. A randomized complete block design was used for all analyses, although some tests were planted in lattice designs.

The yield reported for each variety is the average derived from the number of replications used. From three to eight replications were planted, depending on the station, with four replications being more commonly used. Boll size, lint percentage, and seed, fiber, and yarn data were based on two replications of each variety at all locations.

The tables for each regional test are arranged as follows: In the first four tables, average data for the entire region are given by cotton variety and location; the entries in these tables are arranged in order of decreasing lint yield. For some tests, subregional summaries are also included. Following these tables average data for each location in the region are given, each table being arranged by variety in order of decreasing lint yield.

The column headings and symbols are defined as follows:

Arealometer. The arealometer is an instrument which measures fiber fineness and shape by measuring the resistance a given mass of fiber offers to the flow of air. Fineness and shape measures are used to calculate Immaturity Ratio (I), % Maturity (M), Perimeter (p), Weight Fineness (w), and Wall Thickness (t).

A. Is a measure of the external surface area of the fibers of a given volume of fibrous material, expressed in terms of square millimeters per cubic millimeter of fibrous material.

D. The difference between the value of the specific area determined at high pressure (AH) and the value of the specific area determined at standard pressure (the "A" measured above). "D" is presumably a measure of the flatness of the fiber ribbon; i.e., the higher the "D" value, the more ribbonlike are the fibers.

I. The immaturity ratio is a dimensionless number which describes a physical characteristic of the fiber cross section. It is defined as the ratio of the area that the fiber cross section would have if its perimeter enclosed a circle to the area that the perimeter actually encloses. It is found by substituting D in the formula:

$$I = \sqrt{(0.07D+1)}$$

M. The simple linear regression prediction of caustic soda percent maturity from Hertel and Craven Textile Research Journal 21: 765-774, 1951. The prediction equation is: $M = 150.5 - 38.1I$. M is an unreliable prediction of caustic soda percent maturity above about 95% and below about 35%. Values of M above 100% were obtained on some samples and are reported as obtained. The caustic soda percent maturity has an upper limit of 100%.

(p) The perimeter is defined as the distance around the outside wall of the fiber cross section. The perimeter in microns is determined by:

$$p = \frac{12,566 I}{A}$$

(w) The weight fineness, or linear density, is defined as the mass per unit length of fiber. It is calculated in ægm per inch by use of the following formula:

$$w = \frac{485 \times 10^3 I}{A^2}$$

(t) Wall thickness in microns calculated from:

$$t = \frac{2000}{A[1 + \sqrt{(1 - 1/I)}]}$$

Boll size. The mass, in grams, per boll of seed cotton.

Classer's designation. A description of the quality of cotton in terms of grade and staple according to the official cotton standards of the United States. For grade, classification is based on appearance and is accomplished chiefly through the sense of sight by integration of the three factors of grade--color, leaf, and preparation--in the sample.

Classification for staple length involves both sight and touch and is made by pulling out and comparing a typical portion of fiber from a sample with the official staple types.

Digital Fibrograph. An instrument for measuring fiber length. S.L. (span length) is the distance spanned by a specific percentage of the fibers in the test specimen, where the initial starting point of the scanning in the test is considered 100 percent. The 2.5

percent S.L. is the length, in inches, on the test specimen spanned by 2.5 percent of the fibers scanned at the initial starting point. The 2.5 percent S.L. approximates classer's stable. The 50 percent S.L. is the length, in inches, on the test specimen spanned by 50 percent of the fibers scanned at the initial starting point.

Free gossypol. The gossypol in fuzzy seeds as determined by the HPLC Method described in Vol. 59, page 546, 1982 of the Journal of the American Oil Chemist's Society modified as follows: Immediately after obtaining the hull-free kernels, they were dried in a forced-draft oven at 180°F for 4 hours. At the end of 4 hours drying, the kernels were immediately placed in moisture-proof containers and cooled. In proceeding with the HPLC Method every effort was made to prevent the kernels from regaining moisture. The purpose of this modification was to reduce free moisture on the kernels with which the gossypol could interact and become bound to the protein thus reducing the free gossypol content. The use of this modification (starting with 1987 crop) resulted in higher estimates of free gossypol than in previous years. Free gossypol is expressed as a percentage of the mass of the kernel.

High Volume Instrument. An instrument system used to measure length, strength, micronaire, and color of cotton fibers.

Lint percent. The mass of lint ginned from a sample of seed cotton, expressed as a percentage of the mass of seed cotton.

Lint yield. The mean production of the plots harvested, expressed in pounds of lint per acre and reported as estimated by each participant.

Micronaire. The fineness of the sample taken from the ginned lint, measured by a Fibronaire and expressed in standard (curvilinear scale) micronaire units.

Nitrogen. The nitrogen in fuzzy seeds as determined by AOCS Method Ba 4-38; expressed as a percentage of the mass of fuzzy seeds. The percentage of nitrogen multiplied by 6.25 is an approximation of the percentage of protein.

Oil. The oil in fuzzy seeds as determined by AOCS Method Aa 4-38; expressed as a percentage of the mass of the fuzzy seeds.

Seed index. The mass of 100 fuzzy seeds, in grams.

Seed Yield/Acre. The yield in pounds of seed per acre for each plot was calculated and reported.

(Reporting started with the 1994 tests.) The calculation used is:

$$(\text{LINT YIELD/ACRE}) \times ((100 - \text{LINT}\%) / \text{LINT}\%)$$

SL-HVI AMS (Calibrated to USDA SL-HVI Standard). The SL-HVI is a High Volume Instrument system, manufactured by Spinlab, Inc. of Knoxville, Tennessee, used to measure length, strength, micronaire, and color of cotton fibers. The measurements were made on a Spinlab 900 High Volume Fiber Test System, by the USDA-AMS Quality Control Section at Memphis, Tennessee. The instrument was calibrated using the USDA Spinlab HVI Standard Cotton.

2.5 S.L. See Digital Fibrograph for definition

Uniformity Ratio (UR). Ratio of 50% S.L. to 2.5% S.L.

Elongation (E). Elongation at point of break in strength determination.

Strength. Is the fiber strength of a bundle of fibers measured with the two jaws holding the fiber bundle separated by one-eighth inch, expressed in grams force per tex. In previous reports, this measurement was called Tenacity. Since the physical nature of this measurement is under investigation, use of the more general term seems appropriate.

Micronaire. The fineness of the sample taken from the ginned lint, measured by a Fibronaire-type instrument and expressed in standard (curvilinear scale) micronaire units.

Colorimeter

Rd. Is the percentage of the reflectance; the higher the value, the lighter the cotton.

Hunter's b value. Is a measure of increasing yellowness of the cotton.

Stelometer. An instrument for measuring fiber strength. T1 is the fiber strength of a bundle of fibers measured on the Stelometer with two jaws holding the fiber bundle separated by one-eighth inch spacer, expressed in millinewtons (mN) per tex. El is the percentage elongation at break of the center one-eighth inch of the fiber bundle measured for T1 strength on the Stelometer.

Tex. The linear density of fibers, filaments, and yarns expressed as the mass, in milligrams, of 1 meter of the fiber filaments or yarn.

Waste. The difference in mass, expressed as a percentage of the fed stock and delivered stock. Picker and card waste is the loss in mass during opening, picking and carding. Comber waste is the loss in mass during combing.

Yarn appearance index. The relative evenness, smoothness and freedom from foreign material of the yarn as evaluated by visual comparison of the yarn with the standards adopted by the American Society for Testing and Materials. Higher numbers indicate more even and smooth yarns with less foreign material.

Yarn tenacity. In the Regional test the standard skein strength of the yarn in millinewtons per tex (mN/tex) is estimated from miniature skeins. The data is adjusted to standard skein basis and corrected to 27 tex. The Pima Combed strength of 11.8 and 7.4 tex yarns in millinewtons per tex (mN/tex) is determined on standard skeins.

Introduction and Explanations



Reporting Variations

Arizona Region Test Results:

No tests were conducted in the Arizona Region for 2001.

San Joaquin Region Test Results:

No tests were conducted in the San Joaquin Region for 2001.

Cotton varieties tested in the 2001 National Cotton Variety Tests:

VARIETY

CODE	VARIETY	TESTED IN REGION
1128	ACALA 1517-99	HIGH QUALITY; WESTERN
773	ACALA MAXXA	NS - IN ALL REGIONS
1019	ALL TEX ATLAS	NS - IN ALL REGIONS
1131	ALL TEX EXCESS	PLAINS
1200	ARK 9111-57-12	HIGH QUALITY
1140	DELTA PEARL	HIGH QUALITY
689	DELTAPINE 50	BLACKLANDS; CENTRAL
1132	DP 2156	PLAINS
1155	DPL 451 BRR	DELTA; EASTERN
1201	DPL 491	HIGH QUALITY
1102	DPL 5415 RR	EASTERN
1182	DPL 744	PIMA
1117	FIBERMAX 832	CENTRAL; HIGH QUALITY
1169	FIBERMAX 958	EASTERN
1175	FIBERMAX 966	DELTA; EASTERN; HIGH QUALITY
1103	FIBERMAX 989	EASTERN

1176	JAJO 8067	HIGH QUALITY
1202	JAJO 8164	HIGH QUALITY
1203	JAJO 8192	HIGH QUALITY
1204	MS 3-2-19	HIGH QUALITY
1205	NC 98-34	HIGH QUALITY
1197	NM 970123	WESTERN
1167	NM 970513	HIGH QUALITY; WESTERN
1009	NU 33 B	NS - IN ALL REGIONS
1108	OA 325 (DP-HTO)	PIMA
1210	OA 340	PIMA
1168	PAYMASTER 1218BG/RR	DELTA
1134	PAYMASTER 2145 RR	PLAINS
1135	PAYMASTER 2326 RR	PLAINS
1133	PAYMASTER 330	PLAINS
1097	PAYMASTER PM 1560 BG	CENTRAL; EASTERN
1136	PAYMASTER TEJAS	PLAINS
1113	PHY 57	PIMA
1211	PHY 76	PIMA
1137	PHYTOGEN PSC 355	DELTA; EASTERN
615	PIMA S-7	PIMA
953	SG 125	CENTRAL

1170	SG 501 BG/RR	EASTERN
1104	SG 747	NS - IN ALL REGIONS
906	SOUTHLAND 400	PLAINS
1206	SS 0101	HIGH QUALITY
1207	SS 0102	HIGH QUALITY
1199	ST 4793 R	EASTERN
971	STV 474	CENTRAL; PLAINS
1196	STV 4892 BR	DELTA; EASTERN
1208	STV 580	HIGH QUALITY
1209	STV 8M009	HIGH QUALITY
1106	STV BXN 47	DELTA; EASTERN
1163	SUREGROW 105	EASTERN
1018	TAMCOT SPHINX	PLAINS
1198	W 1218	WESTERN



2001 REGIONAL SHORT SEASON TEST RESULTS

DELTA RESEARCH AND EXTENSION CENTER

DR. J. CREECH

At the request of Dr. Creech, please access the 2001 Regional Short Season Test Results through the Delta Research and Extension Center Home Page.

[2001 REGIONAL SHORT SEASON TEST](#)

2001 BUDWORM/BOLLWORM TEST RESULTS

Currently, no link or data is available for the Budworm/Bollworm Test Results.



***Thank you for your interest in the ongoing work of the
National Cotton Variety Test Program.***



Questions or comments to: ekeene@ars.usda.gov

United States Department of Agriculture

**Agricultural Research Service
Mid-South Area
Crop Genetics and Production Research Unit
National Cotton Variety Test Program
P O Box 345
Stoneville, MS 38776
(662) 686-5241
Fax (662) 686-5218**



Other links:

[Crop Genetics and Production Research Unit Home Page](#)

[Publications of the Crop Genetics & Production Research Unit](#)

[Jamie Whitten Delta States Research Center](#)

All Internet Versions of the NCVT Publications are accessible through either the Jamie Whitten Delta States Research Center or the Crop Genetics and Production Research Unit sites



2001 National Cotton Variety Test



Crop Genetics & Production Research Unit
P O Box 345
Stoneville, MS 38776

(662) 686-5378
(662) 686-5218 (fax)

National Cotton Variety Tests, 2001
Yield, Boll, Seed, Spinning and Data

2001 EASTERN REGIONAL COTTON VARIETY TEST

EASTERN REGION

VARIETIES COMBINING LOCATIONS

VARIETY CODE	VARIETY NAME	LINT	BOLL	LINT PERCENT	SEED INDEX	YARN TENACITY (mN/TEX)	DIGITAL FIBROGRAPH		STELOMETER	
		YIELD (lb/acre)	SIZE (g/boll)				2.5% S.L. (inches)	50% S.L. (inches)	T1 (mN/tex)	E1 (%)
1175	FIBERMAX 966	1460	6.62	41.3	11.0	157	1.16	0.58	216	6.1
1169	FIBERMAX 958	1397	7.03	41.6	10.6	148	1.18	0.58	208	6.4
1104	SG 747	1391	6.34	42.0	9.6	123	1.16	0.58	181	9.1
1163	SUREGROW 105	1357	6.02	41.2	10.5	135	1.17	0.58	200	7.5
1137	PHYTOGEN PSC 355	1349	6.01	40.8	10.3	131	1.15	0.58	207	8.8
1196	STV 4892 BR	1341	6.27	42.2	10.0	127	1.14	0.57	195	7.9
1170	SG 501 BG/RR	1326	6.18	40.5	9.9	132	1.14	0.57	207	8.7
1199	ST 4793 R	1275	5.90	41.5	9.8	129	1.13	0.57	199	7.8
1103	FIBERMAX 989	1268	6.04	40.2	9.5	153	1.16	0.57	216	6.7
1155	DPL 451 BRR	1244	6.18	37.4	10.1	130	1.17	0.57	185	7.7

1102	DPL 5415 RR	1207	5.58	40.5	8.3	131	1.15	0.57	199	9.6
1097	PAYMASTER PM 1560 BG	1152	5.87	39.8	9.9	136	1.18	0.58	199	7.7
1009	NU 33 B	1096	5.41	38.0	9.4	135	1.16	0.56	195	8.4
1106	STV BXN 47	1006	.	.	11.2
1019	ALL TEX ATLAS	944	6.48	36.2	10.9	125	1.12	0.56	188	9.0
773	ACALA MAXXA	697	5.98	39.2	10.8	153	1.18	0.59	214	7.5
.	LSD	193	0.50	2.0	1.0	8	0.03	0.02	15	1.0

SL-HVI Starlab (Calibrated to USDA SL-HVI Std.)

VARIETY CODE	VARIETY NAME	MICRO-NAIRE (reading)	2.5% S.L. (in.)	UNIFORMITY (%)	STRENGTH (g/tex)	E	COLORIMETER HUNTER'S Rd	b	MICRO-NAIRE (Reading)	SEED YIELD (lb/ac)	OIL (%)	NITROGEN (%)
1175	FIBERMAX 966	4.46	1.15	84.8	35.9	8.4	73.1	7.8	4.51	2173	21.30	3.24
1169	FIBERMAX 958	4.54	1.19	84.9	33.8	8.3	76.0	7.8	4.64	2020	20.16	3.07
1104	SG 747	4.71	1.16	85.2	28.5	9.0	72.1	8.5	4.80	2145	18.45	3.08
1163	SUREGROW 105	4.63	1.18	85.5	31.5	8.8	75.0	7.9	4.71	2251	20.07	2.96
1137	PHYTOGEN PSC 355	5.01	1.14	85.0	31.9	9.7	71.9	8.4	5.00	2222	20.41	3.19
1196	STV 4892 BR	4.84	1.14	84.9	29.6	8.7	74.6	8.8	4.85	2126	19.19	3.15
1170	SG 501 BG/RR	4.55	1.13	84.9	31.0	9.2	74.0	8.1	4.71	2362	18.59	3.18
1199	ST 4793 R	4.50	1.13	84.8	30.1	8.7	74.1	8.2	4.49	1921	18.63	3.21
1103	FIBERMAX 989	4.17	1.17	84.9	34.2	8.5	75.5	8.0	4.18	1861	21.09	3.04
1155	DPL 451 BRR	4.46	1.20	85.0	28.4	8.7	75.9	8.0	4.53	2373	19.35	2.91
1102	DPL 5415 RR	4.58	1.17	85.4	30.8	9.2	75.0	7.6	4.68	1654	16.65	2.82
1097	PAYMASTER PM 1560 BG	4.15	1.18	84.6	30.6	8.4	72.4	8.2	4.18	1730	18.58	3.14
1009	NU 33 B	4.54	1.18	84.4	30.1	8.8	75.3	7.9	4.70	1794	19.16	2.98
1106	STV BXN 47
1019	ALL TEX ATLAS	4.57	1.10	83.2	30.3	8.8	73.3	8.1	4.57	1868	19.67	3.11
773	ACALA MAXXA	3.97	1.18	84.9	34.8	8.4	75.0	8.3	3.90	1229	19.29	3.66
.	LSD	0.31	0.05	0.9	2.2	0.4	2.9	0.7	0.31	260	1.69	0.25

VARIETY CODE	VARIETY NAME	---GOSSYPOL LEVELS---			-----AREALOMETER DATA-----						
		PLUS (+)	MINUS (-)	TOTAL (%)	A (mm2/mm3)	D	I	M (%)	p (microns)	w (mg/in)	t (microns)
1175	FIBERMAX 966	0.63	0.57	1.20

1169	FIBERMAX 958	0.55	0.57	1.12
1104	SG 747	0.75	0.62	1.37	414	28.6	1.73	84	52.74	4.97	3.0
1163	SUREGROW 105	1.10	0.79	1.89
1137	PHYTOGEN PSC 355	1.03	0.67	1.70
1196	STV 4892 BR	1.01	0.72	1.73
1170	SG 501 BG/RR	0.88	0.65	1.53
1199	ST 4793 R	1.01	0.70	1.70
1103	FIBERMAX 989	0.65	0.51	1.16
1155	DPL 451 BRR	0.95	0.62	1.58
1102	DPL 5415 RR	0.71	0.59	1.30
1097	PAYMASTER PM 1560 BG	0.85	0.63	1.48
1009	NU 33 B	0.85	0.64	1.49	434	28.6	1.73	85	49.96	4.47	2.8
1106	STV BXN 47
1019	ALL TEX ATLAS	0.85	0.64	1.49	435	29.2	1.74	84	50.34	4.49	2.8
773	ACALA MAXXA	0.69	0.42	1.11	489	34.5	1.85	80	47.60	3.79	2.5
.	LSD	0.12	0.08	0.20	43.0	8.1	0.16	6	2.28	0.57	0.3

REGION=EASTERN

REGION=EASTERN

REGION=EASTERN

INDIVIDUAL COMPONENT DATA

BOLL SIZE, GRAM PER BOLL

LINT PERCENT

SEED INDEX

FIBERMAX 958	7.03	STV 4892 BR	42.2	STV BXN 47	11.2
FIBERMAX 966	6.62	SG 747	42.0	FIBERMAX 966	11.0
ALL TEX ATLAS	6.48	FIBERMAX 958	41.6	ALL TEX ATLAS	10.9
SG 747	6.34	ST 4793 R	41.5	ACALA MAXXA	10.8
STV 4892 BR	6.27	FIBERMAX 966	41.3	FIBERMAX 958	10.6
DPL 451 BRR	6.18	SUREGROW 105	41.2	SUREGROW 105	10.5
SG 501 BG/RR	6.18	PHYTOGEN PSC 355	40.8	PHYTOGEN PSC 355	10.3
FIBERMAX 989	6.04	SG 501 BG/RR	40.5	DPL 451 BRR	10.1
SUREGROW 105	6.02	DPL 5415 RR	40.5	STV 4892 BR	10.0
PHYTOGEN PSC 355	6.01	FIBERMAX 989	40.2	SG 501 BG/RR	9.9
ACALA MAXXA	5.98	PAYMASTER PM 1560 BG	39.8	PAYMASTER PM 1560 BG	9.9
ST 4793 R	5.90	ACALA MAXXA	39.2	ST 4793 R	9.8

PAYMASTER PM 1560 BG	5.87	NU 33 B	38.0	SG 747	9.6
DPL 5415 RR	5.58	DPL 451 BRR	37.4	FIBERMAX 989	9.5
NU 33 B	5.41	ALL TEX ATLAS	36.2	NU 33 B	9.4
STV BXN 47	.	STV BXN 47	.	DPL 5415 RR	8.3
LSD	0.50	LSD	2.0	LSD	1.0

2.5% S.L. (INCHES)

UR (PERCENT)

STRENGTH (G/TEX)

DPL 451 BRR	1.20	SUREGROW 105	85.5	FIBERMAX 966	35.9
FIBERMAX 958	1.19	DPL 5415 RR	85.4	ACALA MAXXA	34.8
ACALA MAXXA	1.18	SG 747	85.2	FIBERMAX 989	34.2
SUREGROW 105	1.18	DPL 451 BRR	85.0	FIBERMAX 958	33.8
PAYMASTER PM 1560 BG	1.18	PHYTOGEN PSC 355	85.0	PHYTOGEN PSC 355	31.9
NU 33 B	1.18	SG 501 BG/RR	84.9	SUREGROW 105	31.5
FIBERMAX 989	1.17	FIBERMAX 958	84.9	SG 501 BG/RR	31.0
DPL 5415 RR	1.17	FIBERMAX 989	84.9	DPL 5415 RR	30.8
SG 747	1.16	STV 4892 BR	84.9	PAYMASTER PM 1560 BG	30.6
FIBERMAX 966	1.15	ACALA MAXXA	84.9	ALL TEX ATLAS	30.3
PHYTOGEN PSC 355	1.14	FIBERMAX 966	84.8	ST 4793 R	30.1
STV 4892 BR	1.14	ST 4793 R	84.8	NU 33 B	30.1
SG 501 BG/RR	1.13	PAYMASTER PM 1560 BG	84.6	STV 4892 BR	29.6
ST 4793 R	1.13	NU 33 B	84.4	SG 747	28.5
ALL TEX ATLAS	1.10	ALL TEX ATLAS	83.2	DPL 451 BRR	28.4
STV BXN 47	.	STV BXN 47	.	STV BXN 47	.
LSD	0.05	LSD	0.9	LSD	2.2

E

MICRONAIRE (SL-HVI)

COLORIMETER - Rd

PHYTOGEN PSC 355	9.7	PHYTOGEN PSC 355	5.00	FIBERMAX 958	76.0
DPL 5415 RR	9.2	STV 4892 BR	4.85	DPL 451 BRR	75.9
SG 501 BG/RR	9.2	SG 747	4.80	FIBERMAX 989	75.5
SG 747	9.0	SG 501 BG/RR	4.71	NU 33 B	75.3
SUREGROW 105	8.8	SUREGROW 105	4.71	SUREGROW 105	75.0
ALL TEX ATLAS	8.8	NU 33 B	4.70	DPL 5415 RR	75.0
NU 33 B	8.8	DPL 5415 RR	4.68	ACALA MAXXA	75.0
DPL 451 BRR	8.7	FIBERMAX 958	4.64	STV 4892 BR	74.6

STV 4892 BR	8.7	ALL TEX ATLAS	4.57	ST 4793 R	74.1
ST 4793 R	8.7	DPL 451 BRR	4.53	SG 501 BG/RR	74.0
FIBERMAX 989	8.5	FIBERMAX 966	4.51	ALL TEX ATLAS	73.3
FIBERMAX 966	8.4	ST 4793 R	4.49	FIBERMAX 966	73.1
ACALA MAXXA	8.4	FIBERMAX 989	4.18	PAYMASTER PM 1560 BG	72.4
PAYMASTER PM 1560 BG	8.4	PAYMASTER PM 1560 BG	4.18	SG 747	72.1
FIBERMAX 958	8.3	ACALA MAXXA	3.90	PHYTOGEN PSC 355	71.9
STV BXN 47	.	STV BXN 47	.	STV BXN 47	.
LSD	0.4	LSD	0.31	LSD	2.9

 COLORIMETER - b

STV 4892 BR	8.8
SG 747	8.5
PHYTOGEN PSC 355	8.4
ACALA MAXXA	8.3
ST 4793 R	8.2
PAYMASTER PM 1560 BG	8.2
ALL TEX ATLAS	8.1
SG 501 BG/RR	8.1
FIBERMAX 989	8.0
DPL 451 BRR	8.0
NU 33 B	7.9
SUREGROW 105	7.9
FIBERMAX 966	7.8
FIBERMAX 958	7.8
DPL 5415 RR	7.6
STV BXN 47	.
LSD	0.7

 MICRONAIRE

PHYTOGEN PSC 355	5.01
STV 4892 BR	4.84
SG 747	4.71
SUREGROW 105	4.63
DPL 5415 RR	4.58
ALL TEX ATLAS	4.57
SG 501 BG/RR	4.55
NU 33 B	4.54
FIBERMAX 958	4.54
ST 4793 R	4.50
DPL 451 BRR	4.46
FIBERMAX 966	4.46
FIBERMAX 989	4.17
PAYMASTER PM 1560 BG	4.15
ACALA MAXXA	3.97
STV BXN 47	.
LSD	0.31

 STELOMETER - E1

DPL 5415 RR	9.6
SG 747	9.1
ALL TEX ATLAS	9.0
PHYTOGEN PSC 355	8.8
SG 501 BG/RR	8.7
NU 33 B	8.4
STV 4892 BR	7.9
ST 4793 R	7.8
DPL 451 BRR	7.7
PAYMASTER PM 1560 BG	7.7
ACALA MAXXA	7.5
SUREGROW 105	7.5
FIBERMAX 989	6.7
FIBERMAX 958	6.4
FIBERMAX 966	6.1
STV BXN 47	.
LSD	1.0

 STELOMETER - T1

FIBERMAX 966	216
FIBERMAX 989	216
ACALA MAXXA	214

 FIBROGRAPH--50% S.L.

ACALA MAXXA	0.59
PHYTOGEN PSC 355	0.58
SUREGROW 105	0.58

 FIBROGRAPH--2.5% S.L.

ACALA MAXXA	1.18
FIBERMAX 958	1.18
PAYMASTER PM 1560 BG	1.18

FIBERMAX 958	208	PAYMASTER PM 1560 BG	0.58	SUREGROW 105	1.17
PHYTOGEN PSC 355	207	SG 747	0.58	DPL 451 BRR	1.17
SG 501 BG/RR	207	FIBERMAX 966	0.58	FIBERMAX 989	1.16
SUREGROW 105	200	FIBERMAX 958	0.58	NU 33 B	1.16
ST 4793 R	199	FIBERMAX 989	0.57	FIBERMAX 966	1.16
DPL 5415 RR	199	SG 501 BG/RR	0.57	SG 747	1.16
PAYMASTER PM 1560 BG	199	ST 4793 R	0.57	DPL 5415 RR	1.15
NU 33 B	195	DPL 451 BRR	0.57	PHYTOGEN PSC 355	1.15
STV 4892 BR	195	STV 4892 BR	0.57	SG 501 BG/RR	1.14
ALL TEX ATLAS	188	DPL 5415 RR	0.57	STV 4892 BR	1.14
DPL 451 BRR	185	NU 33 B	0.56	ST 4793 R	1.13
SG 747	181	ALL TEX ATLAS	0.56	ALL TEX ATLAS	1.12
STV BXN 47	.	STV BXN 47	.	STV BXN 47	.
LSD	15	LSD	0.02	LSD	0.03

 YARN TENACITY

 AREALOMETER - A (mm²/mm³)

 AREALOMETER - D (mm²/mm³)

FIBERMAX 966	157	ACALA MAXXA	489	ACALA MAXXA	34.5
ACALA MAXXA	153	ALL TEX ATLAS	435	ALL TEX ATLAS	29.2
FIBERMAX 989	153	NU 33 B	434	NU 33 B	28.6
FIBERMAX 958	148	SG 747	414	SG 747	28.6
PAYMASTER PM 1560 BG	136	FIBERMAX 966	.	FIBERMAX 966	.
SUREGROW 105	135	FIBERMAX 989	.	FIBERMAX 989	.
NU 33 B	135	FIBERMAX 958	.	FIBERMAX 958	.
SG 501 BG/RR	132	PAYMASTER PM 1560 BG	.	PAYMASTER PM 1560 BG	.
DPL 5415 RR	131	SUREGROW 105	.	SUREGROW 105	.
PHYTOGEN PSC 355	131	SG 501 BG/RR	.	SG 501 BG/RR	.
DPL 451 BRR	130	DPL 5415 RR	.	DPL 5415 RR	.
ST 4793 R	129	PHYTOGEN PSC 355	.	PHYTOGEN PSC 355	.
STV 4892 BR	127	DPL 451 BRR	.	DPL 451 BRR	.
ALL TEX ATLAS	125	ST 4793 R	.	ST 4793 R	.
SG 747	123	STV 4892 BR	.	STV 4892 BR	.
STV BXN 47	.	STV BXN 47	.	STV BXN 47	.
LSD	8	LSD	43.0	LSD	8.1

 AREALOMETER - I

 AREALOMETER - M (PERCENT)

 AREALOMETER - p (Microns)

ACALA MAXXA	1.85	NU 33 B	85	SG 747	52.74
ALL TEX ATLAS	1.74	SG 747	84	ALL TEX ATLAS	50.34
SG 747	1.73	ALL TEX ATLAS	84	NU 33 B	49.96
NU 33 B	1.73	ACALA MAXXA	80	ACALA MAXXA	47.60
FIBERMAX 966	.	FIBERMAX 966	.	FIBERMAX 966	.
FIBERMAX 989	.	FIBERMAX 989	.	FIBERMAX 989	.
FIBERMAX 958	.	FIBERMAX 958	.	FIBERMAX 958	.
PAYMASTER PM 1560 BG	.	PAYMASTER PM 1560 BG	.	PAYMASTER PM 1560 BG	.
SUREGROW 105	.	SUREGROW 105	.	SUREGROW 105	.
SG 501 BG/RR	.	SG 501 BG/RR	.	SG 501 BG/RR	.
DPL 5415 RR	.	DPL 5415 RR	.	DPL 5415 RR	.
PHYTOGEN PSC 355	.	PHYTOGEN PSC 355	.	PHYTOGEN PSC 355	.
DPL 451 BRR	.	DPL 451 BRR	.	DPL 451 BRR	.
ST 4793 R	.	ST 4793 R	.	ST 4793 R	.
STV 4892 BR	.	STV 4892 BR	.	STV 4892 BR	.
STV BXN 47	.	STV BXN 47	.	STV BXN 47	.
LSD	0.16	LSD	6	LSD	2.28

AREALOMETER - w (MG/INCH)

AREALOMETER - t (MICRONS)

SEED YIELD (LB/ACRE)

SG 747	4.97	SG 747	3.0	DPL 451 BRR	2373
ALL TEX ATLAS	4.49	NU 33 B	2.8	SG 501 BG/RR	2362
NU 33 B	4.47	ALL TEX ATLAS	2.8	SUREGROW 105	2251
ACALA MAXXA	3.79	ACALA MAXXA	2.5	PHYTOGEN PSC 355	2222
FIBERMAX 966	.	FIBERMAX 966	.	FIBERMAX 966	2173
FIBERMAX 989	.	FIBERMAX 989	.	SG 747	2145
FIBERMAX 958	.	FIBERMAX 958	.	STV 4892 BR	2126
PAYMASTER PM 1560 BG	.	PAYMASTER PM 1560 BG	.	FIBERMAX 958	2020
SUREGROW 105	.	SUREGROW 105	.	ST 4793 R	1921
SG 501 BG/RR	.	SG 501 BG/RR	.	ALL TEX ATLAS	1868
DPL 5415 RR	.	DPL 5415 RR	.	FIBERMAX 989	1861
PHYTOGEN PSC 355	.	PHYTOGEN PSC 355	.	NU 33 B	1794
DPL 451 BRR	.	DPL 451 BRR	.	PAYMASTER PM 1560 BG	1730
ST 4793 R	.	ST 4793 R	.	DPL 5415 RR	1654
STV 4892 BR	.	STV 4892 BR	.	ACALA MAXXA	1229
STV BXN 47	.	STV BXN 47	.	STV BXN 47	.
LSD	0.57	LSD	0.3	LSD	260

OIL (PERCENT)		NITROGEN (PERCENT)		PLUS GOSSYPOL	
FIBERMAX 966	21.30	ACALA MAXXA	3.66	SUREGROW 105	1.10
FIBERMAX 989	21.09	FIBERMAX 966	3.24	PHYTOGEN PSC 355	1.03
PHYTOGEN PSC 355	20.41	ST 4793 R	3.21	STV 4892 BR	1.01
FIBERMAX 958	20.16	PHYTOGEN PSC 355	3.19	ST 4793 R	1.01
SUREGROW 105	20.07	SG 501 BG/RR	3.18	DPL 451 BRR	0.95
ALL TEX ATLAS	19.67	STV 4892 BR	3.15	SG 501 BG/RR	0.88
DPL 451 BRR	19.35	PAYMASTER PM 1560 BG	3.14	NU 33 B	0.85
ACALA MAXXA	19.29	ALL TEX ATLAS	3.11	ALL TEX ATLAS	0.85
STV 4892 BR	19.19	SG 747	3.08	PAYMASTER PM 1560 BG	0.85
NU 33 B	19.16	FIBERMAX 958	3.07	SG 747	0.75
ST 4793 R	18.63	FIBERMAX 989	3.04	DPL 5415 RR	0.71
SG 501 BG/RR	18.59	NU 33 B	2.98	ACALA MAXXA	0.69
PAYMASTER PM 1560 BG	18.58	SUREGROW 105	2.96	FIBERMAX 989	0.65
SG 747	18.45	DPL 451 BRR	2.91	FIBERMAX 966	0.63
DPL 5415 RR	16.65	DPL 5415 RR	2.82	FIBERMAX 958	0.55
STV BXN 47	.	STV BXN 47	.	STV BXN 47	.
LSD	1.69	LSD	0.25	LSD	0.12

MINUS GOSSYPOL		TOTAL GOSSYPOL (PERCENT)	
SUREGROW 105	0.79	SUREGROW 105	1.89
STV 4892 BR	0.72	STV 4892 BR	1.73
ST 4793 R	0.70	ST 4793 R	1.70
PHYTOGEN PSC 355	0.67	PHYTOGEN PSC 355	1.70
SG 501 BG/RR	0.65	DPL 451 BRR	1.58
NU 33 B	0.64	SG 501 BG/RR	1.53
ALL TEX ATLAS	0.64	NU 33 B	1.49
PAYMASTER PM 1560 BG	0.63	ALL TEX ATLAS	1.49
DPL 451 BRR	0.62	PAYMASTER PM 1560 BG	1.48
SG 747	0.62	SG 747	1.37
DPL 5415 RR	0.59	DPL 5415 RR	1.30
FIBERMAX 958	0.57	FIBERMAX 966	1.20
FIBERMAX 966	0.57	FIBERMAX 989	1.16
FIBERMAX 989	0.51	FIBERMAX 958	1.12

ACALA MAXXA	0.42	ACALA MAXXA	1.11
STV BXN 47	.	STV BXN 47	.
LSD	0.08	LSD	0.20

reg=20 REGION=EASTERN

LOCATIONS COMBINING VARIETIES

LOCATION	LINT	BOLL	LINT	SEED	YARN	DIGITAL FIBROGRAPH		STELOMETER	
	YIELD	SIZE			TENACITY	2.5% S.L.	50% S.L.	T1	E1
	(lb/acre)	(g/boll)	PERCENT	INDEX	(mN/TEX)	(inches)	(inches)	(mN/tex)	(%)
AUBURN, AL	1538	5.60	39.5	9.4	140	1.14	0.57	196	8.2
TIFTON, GA	1179	7.55	.	.	132	1.17	0.58	196	7.7
BELLE MINA, AL	1130	5.23	40.8	10.0	132	1.14	0.56	205	8.3
STARKVILLE, MS	1100	.	.	11.0	141	1.19	0.59	206	7.1

SL-HVI Starlab (Calibrated to USDA SL-HVI Std.)

LOCATION	MICRO-	SL-HVI	UNIFO-	STRE-	E	COLORIMETER	MICRO-	SEED	OIL	NITR	
	NAIRE	2.5%	MITY	NGTH		HUNTER'S	NAIRE	YIELD			
	(reading)	S.L.	(%)	(g/tex)		HUNTER'S	(Reading)	(lb/ac)	(%)	(%)	
		(in.)				Rd	b				
AUBURN, AL	4.38	1.12	84.4	32.0	8.9	77.1	8.1	4.43	2377	18.50	3.29
TIFTON, GA	4.62	1.17	85.0	31.8	8.5	72.3	8.2	4.78	.	20.23	2.87
BELLE MINA, AL	4.38	1.16	84.3	30.3	8.9	73.1	8.0	4.36	1587	19.05	3.14
STARKVILLE, MS	4.79	1.20	86.0	31.3	8.6	74.2	8.1	4.81	.	19.91	3.18

---GOSSYPOL LEVELS---

-----AREALOMETER DATA-----

LOCATION	PLUS	MINUS	TOTAL	A	D	M	p	w	t
	(+)	(-)	(%)	---(mm2/mm3)---			(microns)	(mg/in)	(microns)

AUBURN, AL	0.80	0.55	1.34	456	29.6	1.75	84	48.34	4.13	2.7
TIFTON, GA	0.79	0.64	1.42	427	27.4	1.71	85	50.41	4.61	2.9
BELLE MINA, AL	0.89	0.64	1.53	452	35.0	1.86	80	51.82	4.50	2.7
STARKVILLE, MS	0.92	0.71	1.62	413	26.0	1.68	87	51.18	4.81	3.0

 LOCATION=AUBURN, AL
 VARIETIES COMBINING LOCATIONS

VARIETY CODE	VARIETY NAME	LINT YIELD (lb/acre)	BOLL SIZE (g/boll)	LINT PERCENT	SEED INDEX	YARN TENACITY (mN/TEX)	DIGITAL FIBROGRAPH 2.5% S.L. (inches)	50% S.L. (inches)	STELOMETER T1 (mN/tex)	E1 (%)
1104	SG 747	1859	5.43	41.8	8.6	128	1.15	0.57	183	8.5
1170	SG 501 BG/RR	1842	5.71	40.1	9.4	134	1.14	0.56	204	9.0
1175	FIBERMAX 966	1818	6.43	40.6	10.0	152	1.12	0.56	190	7.3
1137	PHYTOGEN PSC 355	1800	5.69	41.1	9.5	128	1.14	0.59	195	9.4
1163	SUREGROW 105	1774	5.37	39.9	9.3	147	1.15	0.58	196	7.2
1196	STV 4892 BR	1721	5.53	41.5	9.7	130	1.11	0.56	190	7.9
1199	ST 4793 R	1666	5.37	42.0	9.3	143	1.11	0.56	209	7.8
1155	DPL 451 BRR	1598	5.75	36.4	9.6	136	1.18	0.58	190	8.0
1169	FIBERMAX 958	1554	6.52	41.3	10.1	147	1.17	0.56	205	7.4
1097	PAYMASTER PM 1560 BG	1415	5.20	38.8	9.0	134	1.13	0.57	192	8.1
1102	DPL 5415 RR	1326	4.81	38.5	8.2	135	1.12	0.55	187	11.0
1103	FIBERMAX 989	1320	5.53	38.7	9.2	155	1.14	0.58	211	7.2
1009	NU 33 B	1219	4.86	36.8	7.9	143	1.12	0.56	195	7.4
1019	ALL TEX ATLAS	1206	6.27	35.6	10.7	135	1.12	0.56	184	9.4
773	ACALA MAXXA	960	5.57	38.8	10.6	159	1.17	0.60	206	8.2
.	LSD	186	0.53	.	1.0	17	0.03	0.02	27	2.3

SL-HVI Starlab (Calibrated to USDA SL-HVI Std.)

VARIETY	VARIETY	MICRO- NAIRE	2.5% S.L.	UNIFO- MITY	STRE- NGTH	COLORIMETER HUNTER'S	MICRO- NAIRE	SEED YIELD	OIL	NITR OGEN
---------	---------	-----------------	--------------	----------------	---------------	-------------------------	-----------------	---------------	-----	--------------

CODE	NAME	(reading)	(in.)	(%)	(g/tex)	E	Rd	b	(Reading)	(lb/ac)	(%)	(%)
1104	SG 747	4.05	1.10	84.4	30.0	9.2	79.0	8.9	4.25	2598	17.12	3.11
1170	SG 501 BG/RR	4.50	1.10	84.4	30.5	9.3	77.5	8.8	4.45	2919	18.78	3.33
1175	FIBERMAX 966	4.30	1.10	83.9	33.0	8.5	78.0	7.8	4.25	2688	19.74	3.35
1137	PHYTOGEN PSC 355	5.10	1.10	84.9	32.0	10.0	74.0	8.3	5.00	2637	20.32	3.27
1163	SUREGROW 105	4.25	1.10	85.0	33.0	8.9	77.5	8.0	4.50	2554	20.42	3.18
1196	STV 4892 BR	4.80	1.10	84.6	29.5	8.7	76.0	8.9	4.85	2578	19.62	3.57
1199	ST 4793 R	4.30	1.10	84.9	31.5	8.7	76.5	8.2	4.30	2273	19.24	3.13
1155	DPL 451 BRR	4.15	1.20	84.9	30.0	8.9	78.5	7.9	4.20	2808	18.61	2.94
1169	FIBERMAX 958	4.25	1.15	83.9	33.0	8.6	78.5	7.9	4.50	2415	18.74	3.06
1097	PAYMASTER PM 1560 BG	4.05	1.10	83.4	30.5	8.7	76.0	8.6	4.20	2192	17.34	3.73
1102	DPL 5415 RR	4.65	1.10	84.9	31.0	9.5	78.0	7.4	4.60	1898	13.62	3.04
1103	FIBERMAX 989	4.15	1.10	84.1	35.0	8.6	77.0	7.8	4.20	2206	20.64	3.45
1009	NU 33 B	4.60	1.10	83.9	34.0	8.8	78.0	7.8	4.75	2108	17.56	3.20
1019	ALL TEX ATLAS	4.45	1.10	83.6	31.5	8.9	76.5	7.5	4.25	2218	17.18	3.17
773	ACALA MAXXA	4.05	1.20	85.6	35.0	9.2	76.0	8.1	4.10	1559	18.56	3.87
.	LSD	0.77	0.04	1.6	4.8	0.7	3.3	1.1	0.80	456	3.84	0.39

VARIETY CODE	VARIETY NAME	---GOSSYPOL LEVELS---			-----AREALOMETER DATA-----						
		PLUS (+)	MINUS (-)	TOTAL (%)	A ---(mm2/mm3)---	D	I	M (%)	p (microns)	w (mg/in)	t (microns)
1104	SG 747	0.68	0.51	1.19	463	33.3	1.82	81	49.39	4.15	2.6
1170	SG 501 BG/RR	0.95	0.64	1.59
1175	FIBERMAX 966	0.66	0.54	1.20
1137	PHYTOGEN PSC 355	1.07	0.64	1.70
1163	SUREGROW 105	1.09	0.71	1.80
1196	STV 4892 BR	1.03	0.68	1.70
1199	ST 4793 R	1.12	0.74	1.85
1155	DPL 451 BRR	0.90	0.56	1.46
1169	FIBERMAX 958	0.50	0.50	0.99
1097	PAYMASTER PM 1560 BG	0.68	0.46	1.14
1102	DPL 5415 RR	0.65	0.49	1.14
1103	FIBERMAX 989	0.59	0.44	1.02
1009	NU 33 B	0.71	0.48	1.19	425	23.5	1.63	89	48.10	4.37	2.9
1019	ALL TEX ATLAS	0.72	0.54	1.26	449	29.5	1.75	84	49.09	4.24	2.7

773 ACALA MAXXA	0.61	0.35	0.95	489	32.3	1.81	82	46.79	3.76	2.5
. LSD	0.16	0.16	0.27	130	17.1	0.33	12	9.84	1.73	0.8

LOCATION=TIFTON, GA

VARIETIES COMBINING LOCATIONS

VARIETY CODE	VARIETY NAME	LINT YIELD (lb/acre)	BOLL SIZE (g/boll)	LINT PERCENT	SEED INDEX	YARN TENACITY (mN/TEX)	DIGITAL FIBROGRAPH 2.5% S.L. (inches)	DIGITAL FIBROGRAPH 50% S.L. (inches)	STELOMETER T1 (mN/tex)	STELOMETER E1 (%)
1169	FIBERMAX 958	1506	8.88	.	.	147	1.19	0.59	192	6.7
1175	FIBERMAX 966	1414	7.93	.	.	154	1.15	0.57	203	5.5
1199	ST 4793 R	1368	7.23	.	.	123	1.15	0.58	191	8.3
1103	FIBERMAX 989	1342	7.40	.	.	149	1.19	0.60	199	6.7
1104	SG 747	1300	7.99	.	.	117	1.17	0.59	181	8.9
1137	PHYTOGEN PSC 355	1284	7.60	.	.	127	1.16	0.58	198	8.4
1097	PAYMASTER PM 1560 BG	1240	7.35	.	.	134	1.20	0.59	200	7.4
1196	STV 4892 BR	1204	8.09	.	.	123	1.15	0.58	196	7.7
1163	SUREGROW 105	1199	7.54	.	.	128	1.18	0.59	198	7.8
1155	DPL 451 BRR	1146	7.50	.	.	124	1.17	0.56	176	7.7
1009	NU 33 B	1142	6.54	.	.	129	1.17	0.55	196	8.2
1170	SG 501 BG/RR	1137	7.81	.	.	130	1.14	0.59	214	9.0
1102	DPL 5415 RR	1112	7.06	.	.	124	1.19	0.59	193	9.0
1019	ALL TEX ATLAS	728	7.24	.	.	127	1.13	0.57	190	8.5
773	ACALA MAXXA	563	7.07	.	.	148	1.17	0.59	215	6.4
.	LSD	351	0.68	.	.	10	0.03	0.02	19	1.3

SL-HVI Starlab (Calibrated to USDA SL-HVI Std.)

VARIETY CODE	VARIETY NAME	MICRO-NAIRE (reading)	2.5% S.L. (in.)	UNIFO-MITY (%)	STRE-NGTH (g/tex)	SEED YIELD (lb/ac)	COLORIMETER HUNTER'S Rd	MICRO-NAIRE (Reading)	SEED YIELD (lb/ac)	OIL (%)	NITROGEN (%)	
1169	FIBERMAX 958	4.70	1.20	85.5	34.5	8.1	74.0	8.1	4.95	.	21.49	2.89
1175	FIBERMAX 966	4.60	1.15	85.1	35.5	8.1	70.5	8.6	4.75	.	22.52	3.00

1199	ST 4793 R	4.55	1.10	85.0	30.0	8.6	73.5	8.4	4.60	.	19.16	3.08
1103	FIBERMAX 989	4.25	1.20	85.8	34.0	8.3	74.5	8.3	4.40	.	22.38	2.63
1104	SG 747	5.00	1.20	85.2	28.5	8.8	70.5	8.9	5.10	.	19.31	2.80
1137	PHYTOGEN PSC 355	5.20	1.15	84.7	33.0	9.5	69.0	8.5	5.35	.	19.50	2.87
1097	PAYMASTER PM 1560 BG	4.30	1.20	85.0	30.0	8.3	69.5	7.4	4.40	.	19.78	2.87
1196	STV 4892 BR	4.70	1.15	84.7	30.5	8.6	75.5	8.8	4.90	.	20.20	2.80
1163	SUREGROW 105	4.65	1.20	85.8	32.0	8.7	72.0	7.6	4.80	.	19.44	2.69
1155	DPL 451 BRR	4.70	1.20	85.1	29.0	8.5	71.0	8.0	4.80	.	20.48	2.58
1009	NU 33 B	4.70	1.20	84.1	29.5	8.6	72.5	8.3	4.85	.	19.80	2.70
1170	SG 501 BG/RR	4.75	1.10	85.1	33.5	8.8	73.0	7.1	5.05	.	19.63	2.90
1102	DPL 5415 RR	4.60	1.20	86.4	31.0	8.8	72.5	8.1	4.75	.	20.21	2.65
1019	ALL TEX ATLAS	4.90	1.10	83.2	32.0	8.7	72.5	8.6	5.15	.	20.53	3.02
773	ACALA MAXXA	3.75	1.15	84.0	34.5	7.7	74.5	8.6	3.80	.	19.04	3.56
.	LSD	0.25	0.08	1.6	1.7	0.3	4.4	1.2	0.30	.	1.51	0.29

---GOSSYPOL LEVELS---

-----AREALOMETER DATA-----

VARIETY CODE	VARIETY NAME	PLUS (+)	MINUS (-)	TOTAL (%)	A ---(mm2/mm3)---	D	M (%)	p (microns)	w (mg/in)	t (microns)	
1169	FIBERMAX 958	0.61	0.65	1.25	
1175	FIBERMAX 966	0.64	0.58	1.22	
1199	ST 4793 R	0.76	0.57	1.33	
1103	FIBERMAX 989	0.64	0.56	1.21	
1104	SG 747	0.78	0.69	1.47	399	25.0	1.66	87	52.30	5.07	3.1
1137	PHYTOGEN PSC 355	0.95	0.68	1.63	
1097	PAYMASTER PM 1560 BG	0.79	0.64	1.44	
1196	STV 4892 BR	0.91	0.68	1.59	
1163	SUREGROW 105	0.99	0.75	1.74	
1155	DPL 451 BRR	0.87	0.62	1.50	
1009	NU 33 B	0.83	0.68	1.50	417	27.0	1.70	86	51.31	4.76	3.0
1170	SG 501 BG/RR	0.83	0.68	1.51	
1102	DPL 5415 RR	0.71	0.64	1.35	
1019	ALL TEX ATLAS	0.83	0.70	1.53	403	22.8	1.62	89	50.24	4.82	3.1
773	ACALA MAXXA	0.67	0.46	1.12	488	34.8	1.86	80	47.81	3.81	2.5
.	LSD	0.19	0.19	0.34	54.5	4.1	0.08	4	3.41	0.74	0.4

1097	PAYMASTER PM 1560 BG	4.25	1.20	85.3	31.0	7.7	70.0	8.6	4.25	.	19.53	3.03
1009	NU 33 B	4.50	1.20	85.5	28.0	8.6	76.0	7.6	5.00	.	20.08	2.92
1199	ST 4793 R	4.80	1.20	85.7	30.5	8.7	72.5	8.5	4.90	.	18.60	3.12
.	LSD	0.35	0.05	1.7	2.2	0.8	3.6	0.8	0.32	.	1.96	0.44

VARIETY CODE	VARIETY NAME	---GOSSYPOL LEVELS---			-----AREALOMETER DATA-----							
		PLUS (+)	MINUS (-)	TOTAL (%)	A ---(mm2/mm3)---	D	I	M (%)	p (microns)	w (mg/in)	t (microns)	
1175	FIBERMAX 966	0.63	0.59	1.22
1169	FIBERMAX 958	0.53	0.61	1.13
1196	STV 4892 BR	1.04	0.76	1.80
1104	SG 747	0.74	0.62	1.35	399	27.3	1.71	86	53.76	5.21	3.1	
1137	PHYTOGEN PSC 355	1.10	0.74	1.83
1170	SG 501 BG/RR	0.91	0.67	1.57
1163	SUREGROW 105	1.21	0.91	2.11
1155	DPL 451 BRR	1.02	0.67	1.69
1106	STV BXN 47
1097	PAYMASTER PM 1560 BG	0.96	0.72	1.68
1009	NU 33 B	0.94	0.74	1.68	427	24.8	1.65	88	48.60	4.41	2.9	
1199	ST 4793 R	1.08	0.76	1.83
.	LSD	0.16	0.16	0.30	216	54.8	1.16	45	11.05	0.70	1.9	

LOCATION=BELLE MINA, AL
VARIETIES COMBINING LOCATIONS

VARIETY CODE	VARIETY NAME	LINT	BOLL	LINT PERCENT	SEED INDEX	YARN	DIGITAL FIBROGRAPH		STELOMETER	
		YIELD (lb/acre)	SIZE (g/boll)			TENACITY (mN/TEX)	2.5% S.L. (inches)	50% S.L. (inches)	T1 (mN/tex)	E1 (%)
1163	SUREGROW 105	1383	5.14	42.4	10.8	125	1.15	0.56	201	8.0
1196	STV 4892 BR	1273	5.20	42.8	9.8	122	1.12	0.55	199	8.9

1104 SG 747	1269	5.59	42.2	9.9	120	1.13	0.56	182	11.0
1170 SG 501 BG/RR	1245	5.02	40.9	9.8	126	1.11	0.56	206	8.9
1175 FIBERMAX 966	1231	5.50	42.0	10.6	152	1.12	0.55	227	6.1
1155 DPL 451 BRR	1208	5.30	38.3	10.3	122	1.14	0.55	179	8.8
1137 PHYTOGEN PSC 355	1203	4.74	40.5	10.8	132	1.14	0.57	211	8.9
1102 DPL 5415 RR	1184	4.87	42.5	8.4	133	1.15	0.56	218	8.8
1169 FIBERMAX 958	1154	5.70	41.8	10.3	139	1.16	0.55	207	6.4
1103 FIBERMAX 989	1144	5.20	41.6	9.7	154	1.15	0.55	238	6.2
1199 ST 4793 R	1135	5.11	41.0	9.6	121	1.11	0.54	201	8.2
1009 NU 33 B	1088	4.84	39.2	8.7	131	1.15	0.55	196	10.0
1097 PAYMASTER PM 1560 BG	961	5.06	40.7	9.4	141	1.17	0.57	203	8.0
1019 ALL TEX ATLAS	899	5.92	36.7	11.0	113	1.11	0.55	191	9.1
773 ACALA MAXXA	568	5.29	39.5	11.1	152	1.20	0.60	222	7.9
. LSD	181	0.86	.	1.6	11	0.02	0.02	28	0.8

SL-HVI Starlab (Calibrated to USDA SL-HVI Std.)

VARIETY CODE	VARIETY NAME	MICRO-NAIRE (reading)	2.5% S.L. (in.)	UNIFO-MITY (%)	STRE-NGTH (g/tex)	E	COLORIMETER HUNTER'S Rd	b	MICRO-NAIRE (Reading)	SEED YIELD (lb/ac)	OIL (%)	NITR OGEN (%)
1163 SUREGROW 105		4.70	1.20	84.7	30.0	9.0	74.0	8.1	4.65	1949	19.83	2.84
1196 STV 4892 BR		4.65	1.15	84.2	28.0	8.9	75.5	9.0	4.50	1674	18.20	3.09
1104 SG 747		4.75	1.15	85.0	27.0	9.2	67.0	7.5	4.80	1691	19.02	3.27
1170 SG 501 BG/RR		4.30	1.10	84.4	29.0	9.3	72.0	8.3	4.55	1804	17.58	3.26
1175 FIBERMAX 966		4.45	1.15	82.9	35.0	8.3	71.0	7.8	4.60	1657	20.72	3.24
1155 DPL 451 BRR		4.30	1.20	84.8	26.0	8.8	75.5	7.9	4.40	1937	18.89	3.08
1137 PHYTOGEN PSC 355		4.75	1.10	84.4	32.0	10.0	69.0	8.3	4.80	1806	20.32	3.16
1102 DPL 5415 RR		4.50	1.20	84.9	30.5	9.3	74.5	7.3	4.70	1410	16.13	2.77
1169 FIBERMAX 958		4.10	1.20	84.6	33.0	8.2	74.5	7.9	4.20	1626	18.78	3.03
1103 FIBERMAX 989		4.10	1.20	84.8	33.5	8.7	75.0	7.9	3.95	1515	20.27	3.04
1199 ST 4793 R		4.35	1.10	83.6	28.5	8.7	74.0	7.9	4.15	1570	17.52	3.51
1009 NU 33 B		4.35	1.20	84.1	29.0	9.1	74.5	7.9	4.20	1480	19.21	3.12
1097 PAYMASTER PM 1560 BG		4.00	1.20	84.8	31.0	8.9	74.0	8.1	3.85	1269	17.67	2.96
1019 ALL TEX ATLAS		4.35	1.10	82.8	27.5	8.8	71.0	8.1	4.30	1519	21.30	3.14
773 ACALA MAXXA		4.10	1.20	85.0	35.0	8.3	74.5	8.3	3.80	899	20.29	3.57
. LSD		0.56	0.06	1.1	4.3	0.6	3.9	0.8	0.47	451	2.56	0.50

---GOSSYPOL LEVELS---


-----AREALOMETER DATA-----

VARIETY CODE	VARIETY NAME	PLUS (+)	MINUS (-)	TOTAL (%)	A ---(mm2/mm3)---	D	I	M (%)	p (microns)	w (mg/in)	t (microns)
1163	SUREGROW 105	1.12	0.82	1.94
1196	STV 4892 BR	1.08	0.75	1.82
1104	SG 747	0.81	0.67	1.48	394	29.0	1.74	84	55.52	5.44	3.1
1170	SG 501 BG/RR	0.85	0.60	1.45
1175	FIBERMAX 966	0.62	0.55	1.16
1155	DPL 451 BRR	1.03	0.65	1.68
1137	PHYTOGEN PSC 355	1.02	0.64	1.65
1102	DPL 5415 RR	0.77	0.65	1.41
1169	FIBERMAX 958	0.57	0.55	1.11
1103	FIBERMAX 989	0.71	0.54	1.25
1199	ST 4793 R	1.07	0.74	1.81
1009	NU 33 B	0.94	0.68	1.62	468	39.3	1.93	77	51.85	4.34	2.6
1097	PAYMASTER PM 1560 BG	0.96	0.71	1.67
1019	ALL TEX ATLAS	1.00	0.70	1.70	453	35.3	1.87	79	51.71	4.41	2.7
773	ACALA MAXXA	0.80	0.46	1.26	491	36.5	1.89	79	48.19	3.80	2.4
.	LSD	0.19	0.19	0.33	145	29.0	0.53	18	4.88	1.67	1.0

[RETURN TO 2001 NCVT COVER PAGE](#)



***Thank you for your interest in the ongoing work of the
National Cotton Variety Test Program.***

 Questions or comments to: ekeene@ars.usda.gov

United States Department of Agriculture

**Agricultural Research Service
Mid-South Area
Crop Genetics and Production Research Unit
National Cotton Variety Test Program
P O Box 345
Stoneville, MS 38776
(662) 686-5241
Fax (662) 686-5218**



Other links:

[Crop Genetics and Production Research Unit Home Page](#)

[Publications of the Crop Genetics & Production Research Unit](#)

[Jamie Whitten Delta States Research Center](#)

**All Internet Versions of the NCVT Publications are accessible through
either the Jamie Whitten Delta States Research Center or the
Crop Genetics and Production Research Unit sites**



2001 National Cotton Variety Test



**Crop Genetics & Production Research Unit
P O Box 345
Stoneville, MS 38776**

**(662) 686-5378
(662) 686-5218 (fax)**

**National Cotton Variety Tests, 2001
Yield, Boll, Seed, Spinning and Data**

2001 DELTA REGIONAL COTTON VARIETY TEST

DELTA REGION

VARIETIES COMBINING LOCATIONS

VARIETY CODE	VARIETY NAME	LINT	BOLL	LINT PERCENT	SEED INDEX	YARN TENACITY (mN/TEX)	DIGITAL FIBROGRAPH		STELOMETER	
		YIELD (lb/acre)	SIZE (g/boll)				2.5% S.L. (inches)	50% S.L. (inches)	T1 (mN/tex)	E1 (%)
1104	SG 747	1066	4.55	40.5	9.9	124	1.16	0.57	187	8.6
1168	PAYMASTER 1218BG/RR	1058	5.33	39.0	11.3	131	1.13	0.57	200	6.4
1137	PHYTOGEN PSC 355	1021	4.48	38.3	10.0	132	1.18	0.58	202	8.1
1106	STV BXN 47	993	4.20	39.0	9.6	131	1.15	0.57	193	6.8
1196	STV 4892 BR	986	4.55	39.7	10.6	134	1.15	0.58	197	7.4
1175	FIBERMAX 966	968	5.20	39.4	10.9	164	1.18	0.58	241	5.3
1009	NU 33 B	956	4.33	37.1	9.5	136	1.16	0.56	199	7.8
1155	DPL 451 BRR	935	4.38	35.0	10.9	133	1.17	0.58	190	7.0
1019	ALL TEX ATLAS	710	4.88	34.5	10.7	139	1.12	0.56	205	8.0

773	ACALA MAXXA	512	4.20	37.0	11.0	157	1.19	0.59	234	7.0
.	LSD	189	0.58	0.7	0.8	12	0.03	0.02	23	1.1

SL-HVI Starlab (Calibrated to USDA SL-HVI Std.)

VARIETY CODE	VARIETY NAME	MICRO- NAIRE (reading)	2.5% S.L. (in.)	UNIFO- MITY (%)	STRE- NGTH (g/tex)	E	COLORIMETER HUNTER'S Rd	b	MICRO- NAIRE (Reading)	SEED YIELD (lb/ac)	OIL (%)	NITR OGEN (%)
1104	SG 747	4.38	1.18	85.2	27.8	8.4	72.8	7.6	4.50	1128	18.00	3.06
1168	PAYMASTER 1218BG/RR	4.35	1.13	84.3	29.0	8.0	75.0	7.7	4.63	1481	20.23	3.17
1137	PHYTOGEN PSC 355	4.38	1.18	85.1	31.5	8.8	72.0	7.4	4.55	1398	21.12	3.26
1106	STV BXN 47	4.00	1.18	85.2	27.8	8.1	72.5	7.2	4.85	1543	19.37	2.95
1196	STV 4892 BR	4.38	1.15	85.4	32.0	8.5	72.8	7.6	4.50	1301	19.24	3.03
1175	FIBERMAX 966	4.05	1.20	86.0	35.8	7.6	74.3	7.0	4.20	1244	21.06	3.07
1009	NU 33 B	4.13	1.20	84.6	29.5	8.1	76.5	7.0	4.18	1248	18.65	2.79
1155	DPL 451 BRR	4.20	1.20	85.3	27.5	8.0	76.0	7.3	4.38	1511	19.90	2.82
1019	ALL TEX ATLAS	4.18	1.10	84.1	32.0	8.6	74.5	7.5	4.00	1412	20.32	3.20
773	ACALA MAXXA	3.53	1.20	85.5	34.3	7.6	72.5	7.5	3.48	1132	18.08	3.33
.	LSD	0.63	0.07	0.6	2.9	0.6	2.9	0.7	0.97	699	1.22	0.20

---GOSSYPOL LEVELS---

-----AREALOMETER DATA-----

VARIETY CODE	VARIETY NAME	PLUS (+)	MINUS (-)	TOTAL (%)	A ---(mm2/mm3)---	D	I	M (%)	p (microns)	w (mg/in)	t (microns)
1104	SG 747	0.72	0.60	1.32	448	33.1	1.82	81	50.99	4.41	2.7
1168	PAYMASTER 1218BG/RR	0.77	0.50	1.27
1137	PHYTOGEN PSC 355	0.90	0.58	1.47
1106	STV BXN 47	1.17	0.78	1.95
1196	STV 4892 BR	1.05	0.73	1.78
1175	FIBERMAX 966	0.54	0.50	1.05
1009	NU 33 B	0.82	0.61	1.43	462	29.9	1.76	83	47.79	4.01	2.7
1155	DPL 451 BRR	0.96	0.60	1.56
1019	ALL TEX ATLAS	0.79	0.63	1.41	479	35.5	1.87	79	49.02	3.97	2.5
773	ACALA MAXXA	0.69	0.42	1.10	531	35.4	1.87	79	44.22	3.23	2.3

. LSD	0.09	0.07	0.16	63.7	15.0	0.29	10	4.19	0.60	0.5
-------	------	------	------	------	------	------	----	------	------	-----

INDIVIDUAL COMPONENT DATA

BOLL SIZE, GRAM PER BOLL		LINT PERCENT		SEED INDEX	
PAYMASTER 1218BG/RR	5.33	SG 747	40.5	PAYMASTER 1218BG/RR	11.3
FIBERMAX 966	5.20	STV 4892 BR	39.7	ACALA MAXXA	11.0
ALL TEX ATLAS	4.88	FIBERMAX 966	39.4	FIBERMAX 966	10.9
SG 747	4.55	PAYMASTER 1218BG/RR	39.0	DPL 451 BRR	10.9
STV 4892 BR	4.55	STV BXN 47	39.0	ALL TEX ATLAS	10.7
PHYTOGEN PSC 355	4.48	PHYTOGEN PSC 355	38.3	STV 4892 BR	10.6
DPL 451 BRR	4.38	NU 33 B	37.1	PHYTOGEN PSC 355	10.0
NU 33 B	4.33	ACALA MAXXA	37.0	SG 747	9.9
ACALA MAXXA	4.20	DPL 451 BRR	35.0	STV BXN 47	9.6
STV BXN 47	4.20	ALL TEX ATLAS	34.5	NU 33 B	9.5
LSD	0.58	LSD	0.7	LSD	0.8

2.5% S.L. (INCHES)		UR (PERCENT)		STRENGTH (G/TEX)	
ACALA MAXXA	1.20	FIBERMAX 966	86.0	FIBERMAX 966	35.8
FIBERMAX 966	1.20	ACALA MAXXA	85.5	ACALA MAXXA	34.3
DPL 451 BRR	1.20	STV 4892 BR	85.4	STV 4892 BR	32.0
NU 33 B	1.20	DPL 451 BRR	85.3	ALL TEX ATLAS	32.0
PHYTOGEN PSC 355	1.18	SG 747	85.2	PHYTOGEN PSC 355	31.5
SG 747	1.18	STV BXN 47	85.2	NU 33 B	29.5
STV BXN 47	1.18	PHYTOGEN PSC 355	85.1	PAYMASTER 1218BG/RR	29.0
STV 4892 BR	1.15	NU 33 B	84.6	SG 747	27.8
PAYMASTER 1218BG/RR	1.13	PAYMASTER 1218BG/RR	84.3	STV BXN 47	27.8
ALL TEX ATLAS	1.10	ALL TEX ATLAS	84.1	DPL 451 BRR	27.5
LSD	0.07	LSD	0.6	LSD	2.9

E		MICRONAIRE (SL-HVI)		COLORIMETER - Rd	
PHYTOGEN PSC 355	8.8	STV BXN 47	4.85	NU 33 B	76.5
ALL TEX ATLAS	8.6	PAYMASTER 1218BG/RR	4.63	DPL 451 BRR	76.0
STV 4892 BR	8.5	PHYTOGEN PSC 355	4.55	PAYMASTER 1218BG/RR	75.0
SG 747	8.4	STV 4892 BR	4.50	ALL TEX ATLAS	74.5
STV BXN 47	8.1	SG 747	4.50	FIBERMAX 966	74.3
NU 33 B	8.1	DPL 451 BRR	4.38	STV 4892 BR	72.8
DPL 451 BRR	8.0	FIBERMAX 966	4.20	SG 747	72.8
PAYMASTER 1218BG/RR	8.0	NU 33 B	4.18	STV BXN 47	72.5
FIBERMAX 966	7.6	ALL TEX ATLAS	4.00	ACALA MAXXA	72.5
ACALA MAXXA	7.6	ACALA MAXXA	3.48	PHYTOGEN PSC 355	72.0
LSD	0.6	LSD	0.97	LSD	2.9
COLORIMETER - b		MICRONAIRE		STELOMETER - E1	
PAYMASTER 1218BG/RR	7.7	SG 747	4.38	SG 747	8.6
SG 747	7.6	STV 4892 BR	4.38	PHYTOGEN PSC 355	8.1
STV 4892 BR	7.6	PHYTOGEN PSC 355	4.38	ALL TEX ATLAS	8.0
ACALA MAXXA	7.5	PAYMASTER 1218BG/RR	4.35	NU 33 B	7.8
ALL TEX ATLAS	7.5	DPL 451 BRR	4.20	STV 4892 BR	7.4
PHYTOGEN PSC 355	7.4	ALL TEX ATLAS	4.18	DPL 451 BRR	7.0
DPL 451 BRR	7.3	NU 33 B	4.13	ACALA MAXXA	7.0
STV BXN 47	7.2	FIBERMAX 966	4.05	STV BXN 47	6.8
NU 33 B	7.0	STV BXN 47	4.00	PAYMASTER 1218BG/RR	6.4
FIBERMAX 966	7.0	ACALA MAXXA	3.53	FIBERMAX 966	5.3
LSD	0.7	LSD	0.63	LSD	1.1
STELOMETER - T1		FIBROGRAPH--50% S.L.		FIBROGRAPH--2.5% S.L.	
FIBERMAX 966	241	ACALA MAXXA	0.59	ACALA MAXXA	1.19
ACALA MAXXA	234	FIBERMAX 966	0.58	FIBERMAX 966	1.18

ALL TEX ATLAS	205	PHYTOGEN PSC 355	0.58	PHYTOGEN PSC 355	1.18
PHYTOGEN PSC 355	202	STV 4892 BR	0.58	DPL 451 BRR	1.17
PAYMASTER 1218BG/RR	200	DPL 451 BRR	0.58	NU 33 B	1.16
NU 33 B	199	SG 747	0.57	SG 747	1.16
STV 4892 BR	197	PAYMASTER 1218BG/RR	0.57	STV 4892 BR	1.15
STV BXN 47	193	STV BXN 47	0.57	STV BXN 47	1.15
DPL 451 BRR	190	ALL TEX ATLAS	0.56	PAYMASTER 1218BG/RR	1.13
SG 747	187	NU 33 B	0.56	ALL TEX ATLAS	1.12
LSD	23	LSD	0.02	LSD	0.03

 YARN TENACITY

 AREALOMETER - A (mm²/mm³)

 AREALOMETER - D (mm²/mm³)

FIBERMAX 966	164	ACALA MAXXA	531	ALL TEX ATLAS	35.5
ACALA MAXXA	157	ALL TEX ATLAS	479	ACALA MAXXA	35.4
ALL TEX ATLAS	139	NU 33 B	462	SG 747	33.1
NU 33 B	136	SG 747	448	NU 33 B	29.9
STV 4892 BR	134	FIBERMAX 966	.	FIBERMAX 966	.
DPL 451 BRR	133	STV 4892 BR	.	STV 4892 BR	.
PHYTOGEN PSC 355	132	DPL 451 BRR	.	DPL 451 BRR	.
PAYMASTER 1218BG/RR	131	PHYTOGEN PSC 355	.	PHYTOGEN PSC 355	.
STV BXN 47	131	PAYMASTER 1218BG/RR	.	PAYMASTER 1218BG/RR	.
SG 747	124	STV BXN 47	.	STV BXN 47	.
LSD	12	LSD	63.7	LSD	15.0

 AREALOMETER - I

 AREALOMETER - M (PERCENT)

 AREALOMETER - p (Microns)

ALL TEX ATLAS	1.87	NU 33 B	83	SG 747	50.99
ACALA MAXXA	1.87	SG 747	81	ALL TEX ATLAS	49.02
SG 747	1.82	ALL TEX ATLAS	79	NU 33 B	47.79
NU 33 B	1.76	ACALA MAXXA	79	ACALA MAXXA	44.22
FIBERMAX 966	.	FIBERMAX 966	.	FIBERMAX 966	.
STV 4892 BR	.	STV 4892 BR	.	STV 4892 BR	.
DPL 451 BRR	.	DPL 451 BRR	.	DPL 451 BRR	.
PHYTOGEN PSC 355	.	PHYTOGEN PSC 355	.	PHYTOGEN PSC 355	.
PAYMASTER 1218BG/RR	.	PAYMASTER 1218BG/RR	.	PAYMASTER 1218BG/RR	.

STV BXN 47 .
LSD 0.29

STV BXN 47 .
LSD 10

STV BXN 47 .
LSD 4.19

AREALOMETER - w (MG/INCH)

SG 747 4.41
NU 33 B 4.01
ALL TEX ATLAS 3.97
ACALA MAXXA 3.23
FIBERMAX 966 .
STV 4892 BR .
DPL 451 BRR .
PHYTOGEN PSC 355 .
PAYMASTER 1218BG/RR .
STV BXN 47 .
LSD 0.60

AREALOMETER - t (MICRONS)

SG 747 2.7
NU 33 B 2.7
ALL TEX ATLAS 2.5
ACALA MAXXA 2.3
FIBERMAX 966 .
STV 4892 BR .
DPL 451 BRR .
PHYTOGEN PSC 355 .
PAYMASTER 1218BG/RR .
STV BXN 47 .
LSD 0.5

SEED YIELD (LB/ACRE)

STV BXN 47 1543
DPL 451 BRR 1511
PAYMASTER 1218BG/RR 1481
ALL TEX ATLAS 1412
PHYTOGEN PSC 355 1398
STV 4892 BR 1301
NU 33 B 1248
FIBERMAX 966 1244
ACALA MAXXA 1132
SG 747 1128
LSD 699

OIL (PERCENT)

PHYTOGEN PSC 355 21.12
FIBERMAX 966 21.06
ALL TEX ATLAS 20.32
PAYMASTER 1218BG/RR 20.23
DPL 451 BRR 19.90
STV BXN 47 19.37
STV 4892 BR 19.24
NU 33 B 18.65
ACALA MAXXA 18.08
SG 747 18.00
LSD 1.22

NITROGEN (PERCENT)

ACALA MAXXA 3.33
PHYTOGEN PSC 355 3.26
ALL TEX ATLAS 3.20
PAYMASTER 1218BG/RR 3.17
FIBERMAX 966 3.07
SG 747 3.06
STV 4892 BR 3.03
STV BXN 47 2.95
DPL 451 BRR 2.82
NU 33 B 2.79
LSD 0.20

PLUS GOSSYPOL

STV BXN 47 1.17
STV 4892 BR 1.05
DPL 451 BRR 0.96
PHYTOGEN PSC 355 0.90
NU 33 B 0.82
ALL TEX ATLAS 0.79
PAYMASTER 1218BG/RR 0.77
SG 747 0.72
ACALA MAXXA 0.69
FIBERMAX 966 0.54
LSD 0.09

MINUS GOSSYPOL

TOTAL GOSSYPOL (PERCENT)

STV BXN 47	0.78	STV BXN 47	1.95
STV 4892 BR	0.73	STV 4892 BR	1.78
ALL TEX ATLAS	0.63	DPL 451 BRR	1.56
NU 33 B	0.61	PHYTOGEN PSC 355	1.47
SG 747	0.60	NU 33 B	1.43
DPL 451 BRR	0.60	ALL TEX ATLAS	1.41
PHYTOGEN PSC 355	0.58	SG 747	1.32
FIBERMAX 966	0.50	PAYMASTER 1218BG/RR	1.27
PAYMASTER 1218BG/RR	0.50	ACALA MAXXA	1.10
ACALA MAXXA	0.42	FIBERMAX 966	1.05
LSD	0.07	LSD	0.16

LOCATIONS COMBINING VARIETIES

LOCATION	LINT	BOLL	LINT	SEED	YARN	DIGITAL FIBROGRAPH		STELOMETER	
	YIELD	SIZE			TENACITY	2.5% S.L.	50% S.L.	T1	E1
	(lb/acre)	(g/boll)	PERCENT	INDEX	(mN/TEX)	(inches)	(inches)	(mN/tex)	(%)
TUNICA, MS	1215	.	.	11.0
STONEVILLE, MS	1028	.	.	10.7
PORTAGEVILLE, MO	854
CLARKEDALE, AR	834	4.84	37.5	.	139	1.17	0.57	205	7.5
SAINT JOSEPH, LA	793	4.38	38.3	9.6	138	1.15	0.57	205	7.0

SL-HVI Starlab (Calibrated to USDA SL-HVI Std.)

LOCATION	MICRO-	2.5%	UNIFO-	STRE-	E	COLORIMETER	MICRO-	SEED	OIL	NITR
	NAIRE	S.L.	MITY	NGTH		HUNTER'S	NAIRE	YIELD		
	(reading)	(in.)	(%)	(g/tex)		Rd	b (Reading)	(lb/ac)	(%)	(%)

TUNICA, MS	19.67	2.98
STONEVILLE, MS	20.21	3.10
PORTAGEVILLE, MO
CLARKEDALE, AR	3.90	1.18	85.2	29.7	8.0	72.6	7.8	4.10	1427	19.43	3.03
SAINT JOSEPH, LA	4.41	1.17	84.9	31.7	8.3	75.2	6.9	4.56	1253	19.17	3.11

LOCATION	---GOSSYPOL LEVELS---			-----AREALOMETER DATA-----						
	PLUS (+)	MINUS (-)	TOTAL (%)	A ---(mm2/mm3)---	D	I	M (%)	p (microns)	w (mg/in)	t (microns)
TUNICA, MS	0.86	0.63	1.49
STONEVILLE, MS	0.86	0.58	1.44
PORTAGEVILLE, MO
CLARKEDALE, AR	0.75	0.54	1.29	483	34.6	1.85	80	48.18	3.87	2.5
SAINT JOSEPH, LA	0.91	0.65	1.56	476	32.3	1.81	82	47.82	3.94	2.6

VARIETIES BY LOCATION - DELTA REGION

SAINT JOSEPH, LA

VARIETY CODE	VARIETY NAME	LINT YIELD (lb/acre)	BOLL SIZE (g/boll)	LINT PERCENT	SEED INDEX	YARN TENACITY (mN/TEX)	DIGITAL FIBROGRAPH 2.5% S.L. (inches)	DIGITAL FIBROGRAPH 50% S.L. (inches)	STELOMETER T1 (mN/tex)	STELOMETER E1 (%)
1168	PAYMASTER 1218BG/RR	1093	5.20	39.8	11.1	129	1.13	0.58	210	5.8
1104	SG 747	916	4.15	40.9	9.2	124	1.15	0.57	184	7.8
1106	STV BXN 47	882	4.15	39.3	8.6	134	1.15	0.57	191	6.6
1196	STV 4892 BR	879	4.45	40.0	10.1	131	1.15	0.58	186	7.3
1175	FIBERMAX 966	846	5.25	39.6	10.2	164	1.17	0.58	237	5.3
1137	PHYTOGEN PSC 355	838	4.25	38.6	9.1	133	1.17	0.57	196	8.3

1155 DPL 451 BRR	781	4.15	35.7	10.0	128	1.15	0.57	188	6.9
1009 NU 33 B	714	3.80	37.7	8.0	131	1.15	0.56	197	7.3
1019 ALL TEX ATLAS	605	4.45	35.0	10.1	147	1.10	0.56	212	7.5
773 ACALA MAXXA	381	3.95	37.0	10.0	155	1.17	0.58	248	7.0
. LSD	87	0.38	1.2	0.7	7	0.01	0.01	9	0.9

SL-HVI Starlab (Calibrated to USDA SL-HVI Std.)

VARIETY CODE	VARIETY NAME	MICRO-NAIRE (reading)	2.5% S.L. (in.)	UNIFORMITY (%)	STRENGTH (g/tex)	ELONGATION	COLORIMETER HUNTER'S Rd	b	MICRO-NAIRE (Reading)	SEED YIELD (lb/ac)	OIL (%)	NITROGEN (%)
1168	PAYMASTER 1218BG/RR	4.55	1.10	84.1	29.0	8.2	76.5	7.5	4.90	1688	19.13	3.29
1104	SG 747	4.65	1.15	85.3	29.5	8.5	73.5	7.2	4.90	1292	18.07	3.13
1106	STV BXN 47	4.40	1.15	85.4	30.5	8.5	74.0	6.6	4.55	1466	19.75	3.13
1196	STV 4892 BR	4.90	1.20	85.5	32.5	8.4	76.0	7.5	5.15	1350	20.16	3.05
1175	FIBERMAX 966	4.35	1.20	85.9	36.0	7.7	75.0	6.1	4.50	1251	21.60	3.03
1137	PHYTOGEN PSC 355	4.55	1.15	85.0	33.0	9.0	74.0	6.9	4.75	1291	19.86	3.37
1155	DPL 451 BRR	4.70	1.20	85.1	28.5	8.4	76.0	6.8	5.00	1319	19.78	2.99
1009	NU 33 B	4.40	1.20	84.3	30.5	8.5	77.0	6.6	4.45	1119	17.78	2.84
1019	ALL TEX ATLAS	4.10	1.10	83.6	33.5	8.6	75.5	7.2	4.00	1168	18.75	2.99
773	ACALA MAXXA	3.50	1.20	85.3	34.0	7.5	74.0	7.1	3.35	581	16.82	3.31
.	LSD	0.35	0.08	1.4	2.0	0.5	2.8	1.1	0.57	175	1.60	0.30

---GOSSYPOL LEVELS---

-----AREALOMETER DATA-----

VARIETY CODE	VARIETY NAME	PLUS (+)	MINUS (-)	TOTAL (%)	A (mm2/mm3)	D	I	M (%)	p (microns)	w (mg/in)	t (microns)
1168	PAYMASTER 1218BG/RR	0.82	0.51	1.33
1104	SG 747	0.78	0.65	1.43	426	27.0	1.70	86	50.18	4.56	2.9
1106	STV BXN 47	1.34	0.91	2.25
1196	STV 4892 BR	1.25	0.87	2.11
1175	FIBERMAX 966	0.61	0.58	1.20
1137	PHYTOGEN PSC 355	0.97	0.61	1.57
1155	DPL 451 BRR	1.01	0.62	1.63
1009	NU 33 B	0.86	0.66	1.51	453	29.0	1.74	84	48.13	4.12	2.7
1019	ALL TEX ATLAS	0.84	0.66	1.49	481	38.0	1.92	78	50.05	4.04	2.5

773	ACALA MAXXA	0.68	0.41	1.08	546	35.3	1.87	79	42.94	3.05	2.2
.	LSD	0.14	0.14	0.23	84.9	17.5	0.34	13	7.14	1.03	0.6

STONEVILLE, MS

VARIETY CODE	VARIETY NAME	LINT YIELD (lb/acre)	BOLL SIZE (g/boll)	LINT PERCENT	SEED INDEX	YARN TENACITY (mN/TEX)	DIGITAL FIBROGRAPH 2.5% S.L. (inches)	50% S.L. (inches)	STELOMETER T1 (mN/tex)	E1 (%)
1137	PHYTOGEN PSC 355	1294	.	.	10.3
1104	SG 747	1218	.	.	9.9
1168	PAYMASTER 1218BG/RR	1208	.	.	11.0
1196	STV 4892 BR	1147	.	.	10.7
1175	FIBERMAX 966	1145	.	.	10.7
1106	STV BXN 47	1047	.	.	10.0
1155	DPL 451 BRR	1031	.	.	11.3
1009	NU 33 B	995	.	.	10.2
1019	ALL TEX ATLAS	808	.	.	11.3
773	ACALA MAXXA	386	.	.	12.1
.	LSD	65	.	.	1.4

SL-HVI Starlab (Calibrated to USDA SL-HVI Std.)

VARIETY CODE	VARIETY NAME	MICRO- NAIRE (reading)	2.5% S.L. (in.)	UNIFO- MITY (%)	STRE- NGTH (g/tex)	E	COLORIMETER HUNTER'S Rd	MICRO- NAIRE (Reading)	SEED YIELD (lb/ac)	OIL (%)	NITR OGEN (%)
1137	PHYTOGEN PSC 355	21.45	3.20
1104	SG 747	18.49	3.03
1168	PAYMASTER 1218BG/RR	19.96	3.16
1196	STV 4892 BR	19.65	3.15
1175	FIBERMAX 966	21.50	3.06
1106	STV BXN 47	19.36	2.93

2001 National Cotton Variety Test

1155	DPL 451 BRR	20.62	2.74
1009	NU 33 B	19.80	2.87
1019	ALL TEX ATLAS	22.06	3.32
773	ACALA MAXXA	19.26	3.53
.	LSD	0.61	0.27

VARIETY CODE	VARIETY NAME	---GOSSYPOL LEVELS---			-----AREALOMETER DATA-----							
		PLUS (+)	MINUS (-)	TOTAL (%)	A ---(mm2/mm3)---	D	I	M (%)	p (microns)	w (mg/in)	t (microns)	
1137	PHYTOGEN PSC 355	0.96	0.61	1.57
1104	SG 747	0.76	0.57	1.32
1168	PAYMASTER 1218BG/RR	0.80	0.50	1.30
1196	STV 4892 BR	1.03	0.67	1.69
1175	FIBERMAX 966	0.55	0.50	1.05
1106	STV BXN 47	1.17	0.73	1.89
1155	DPL 451 BRR	1.03	0.63	1.66
1009	NU 33 B	0.82	0.57	1.39
1019	ALL TEX ATLAS	0.81	0.64	1.44
773	ACALA MAXXA	0.69	0.40	1.08
.	LSD	0.06	0.06	0.10

TUNICA, MS

VARIETY CODE	VARIETY NAME	LINT	BOLL	LINT PERCENT	SEED INDEX	YARN	DIGITAL FIBROGRAPH		STELOMETER	
		YIELD (lb/acre)	SIZE (g/boll)			TENACITY (mN/TEX)	2.5% S.L. (inches)	50% S.L. (inches)	T1 (mN/tex)	E1 (%)
1009	NU 33 B	1320	.	.	10.3
1104	SG 747	1313	.	.	10.8
1137	PHYTOGEN PSC 355	1301	.	.	10.7
1196	STV 4892 BR	1244	.	.	11.0

1106	STV BXN 47	1179	.	.	10.3
1168	PAYMASTER 1218BG/RR	1175	.	.	11.9
1175	FIBERMAX 966	1119	.	.	11.7
1155	DPL 451 BRR	1067	.	.	11.4
.	LSD	142	.	.	1.5

SL-HVI Starlab (Calibrated to USDA SL-HVI Std.)

VARIETY CODE	VARIETY NAME	MICRO-NAIRE (reading)	2.5% S.L. (in.)	UNIFO-MITY (%)	STRE-NGTH (g/tex)	E	COLORIMETER HUNTER'S Rd	b	MICRO-NAIRE (Reading)	SEED YIELD (lb/ac)	OIL (%)	NITR OGEN (%)
1009	NU 33 B	18.37	2.85
1104	SG 747	18.13	2.93
1137	PHYTOGEN PSC 355	21.45	3.29
1196	STV 4892 BR	18.49	3.01
1106	STV BXN 47	18.99	2.78
1168	PAYMASTER 1218BG/RR	20.76	3.21
1175	FIBERMAX 966	21.06	3.16
1155	DPL 451 BRR	20.12	2.64
.	LSD	2.16	0.37

VARIETY CODE	VARIETY NAME	---GOSSYPOL LEVELS---			-----AREALOMETER DATA-----						
		PLUS (+)	MINUS (-)	TOTAL (%)	A	D	I	M (%)	p (microns)	w (mg/in)	t (microns)
1009	NU 33 B	0.83	0.65	1.47
1104	SG 747	0.73	0.64	1.37
1137	PHYTOGEN PSC 355	0.88	0.57	1.45
1196	STV 4892 BR	0.98	0.72	1.69
1106	STV BXN 47	1.21	0.83	2.03
1168	PAYMASTER 1218BG/RR	0.77	0.53	1.29
1175	FIBERMAX 966	0.54	0.51	1.05
1155	DPL 451 BRR	1.00	0.63	1.63
.	LSD	0.14	0.14	0.24

CLARKEDALE, AR

VARIETY CODE	VARIETY NAME	LINT YIELD (lb/acre)	BOLL SIZE (g/boll)	LINT PERCENT	SEED INDEX	YARN TENACITY (mN/TEX)	DIGITAL 2.5% S.L. (inches)	FIBROGRAPH 50% S.L. (inches)	STELOMETER T1 (mN/tex)	E1 (%)
773	ACALA MAXXA	961	4.45	37.0	.	158	1.21	0.60	221	7.1
1106	STV BXN 47	958	4.25	38.6	.	128	1.15	0.56	195	7.1
1155	DPL 451 BRR	872	4.60	34.4	.	139	1.19	0.58	193	7.2
1168	PAYMASTER 1218BG/RR	857	5.45	38.2	.	134	1.13	0.56	191	7.1
1009	NU 33 B	834	4.85	36.6	.	140	1.17	0.56	202	8.3
1175	FIBERMAX 966	823	5.15	39.2	.	164	1.18	0.59	244	5.4
1196	STV 4892 BR	784	4.65	39.4	.	137	1.15	0.57	208	7.6
1104	SG 747	764	4.95	40.1	.	125	1.16	0.57	190	9.5
1019	ALL TEX ATLAS	751	5.30	34.1	.	132	1.13	0.57	199	8.6
1137	PHYTOGEN PSC 355	733	4.70	38.0	.	131	1.18	0.58	208	7.8
.	LSD	303	0.98	2.9	.	9	0.02	0.03	11	1.1

SL-HVI Starlab (Calibrated to USDA SL-HVI Std.)

VARIETY CODE	VARIETY NAME	MICRO-NAIRE (reading)	2.5% S.L. (in.)	UNIFO-MITY (%)	STRE-NGTH (g/tex)	E	COLORIMETER HUNTER'S Rd	b	MICRO-NAIRE (Reading)	SEED YIELD (lb/ac)	OIL (%)	NITR OGEN (%)
773	ACALA MAXXA	3.55	1.20	85.7	34.5	7.7	71.0	8.0	3.60	1682	18.18	3.17
1106	STV BXN 47	3.60	1.20	85.0	25.0	7.7	71.0	7.8	5.15	1620	19.37	2.96
1155	DPL 451 BRR	3.70	1.20	85.5	26.5	7.6	76.0	7.9	3.75	1702	19.07	2.94
1168	PAYMASTER 1218BG/RR	4.15	1.15	84.5	29.0	7.7	73.5	8.0	4.35	1274	21.10	3.02
1009	NU 33 B	3.85	1.20	85.0	28.5	7.7	76.0	7.4	3.90	1378	18.64	2.60
1175	FIBERMAX 966	3.75	1.20	86.1	35.5	7.5	73.5	7.9	3.90	1237	20.10	3.04
1196	STV 4892 BR	3.85	1.10	85.4	31.5	8.6	69.5	7.6	3.85	1252	18.68	2.91
1104	SG 747	4.10	1.20	85.2	26.0	8.2	72.0	8.0	4.10	964	17.31	3.17
1019	ALL TEX ATLAS	4.25	1.10	84.6	30.5	8.5	73.5	7.8	4.00	1656	20.17	3.30

773 ACALA MAXXA
. LSD

.
.

[RETURN TO 2001 NCVT COVER PAGE](#)



***Thank you for your interest in the ongoing work of the
National Cotton Variety Test Program.***

Questions or comments to: ekeene@ars.usda.gov

United States Department of Agriculture

**Agricultural Research Service
Mid-South Area
Crop Genetics and Production Research Unit
National Cotton Variety Test Program
P O Box 345
Stoneville, MS 38776
(662) 686-5241
Fax (662) 686-5218**



Other links:

[Crop Genetics and Production Research Unit Home Page](#)

[Publications of the Crop Genetics & Production Research Unit](#)

[Jamie Whitten Delta States Research Center](#)

**All Internet Versions of the NCVT Publications are accessible through
either the Jamie Whitten Delta States Research Center or the
Crop Genetics and Production Research Unit sites**



2001 National Cotton Variety Test



Crop Genetics & Production Research Unit
P O Box 345
Stoneville, MS 38776

(662) 686-5378
(662) 686-5218 (fax)

National Cotton Variety Tests, 2001
Yield, Boll, Seed, Spinning and Data

2001 CENTRAL REGIONAL COTTON VARIETY TEST

CENTRAL REGION
VARIETIES COMBINING LOCATIONS

VARIETY CODE	VARIETY NAME	LINT	BOLL	LINT PERCENT	SEED INDEX	YARN TENACITY (mN/TEX)	DIGITAL FIBROGRAPH		STELOMETER	
		YIELD (lb/acre)	SIZE (g/boll)				2.5% S.L. (inches)	50% S.L. (inches)	T1 (mN/tex)	E1 (%)
1104	SG 747	1020	4.91	41.6	9.3	112	1.10	0.54	185	8.1
971	STV 474	999	4.26	41.8	9.6	123	1.10	0.55	195	6.5
1097	PAYMASTER PM 1560 BG	847	4.55	39.8	9.6	129	1.11	0.55	204	6.7
953	SG 125	834	4.64	40.6	9.4	118	1.11	0.54	187	7.6
1009	NU 33 B	830	4.39	37.5	8.7	119	1.09	0.52	191	7.1
689	DELTAPINE 50	799	4.63	36.4	9.9	118	1.10	0.54	186	7.1
1117	FIBERMAX 832	768	5.40	38.5	10.6	152	1.16	0.57	221	5.8
1019	ALL TEX ATLAS	714	5.20	37.2	10.4	125	1.06	0.53	203	7.3
773	ACALA MAXXA	582	4.95	40.9	11.2	147	1.12	0.56	220	6.2
.	LSD	187	0.37	1.3	0.5	7	0.03	0.02	15	0.6

SL-HVI Starlab (Calibrated to USDA SL-HVI Std.)

VARIETY CODE	VARIETY NAME	MICRO- NAIRE (reading)	2.5% S.L. (in.)	UNIFO- MITY (%)	STRE- NGTH (g/tex)	E	COLORIMETER HUNTER'S Rd	b	MICRO- NAIRE (Reading)	SEED YIELD (lb/ac)	OIL (%)	NITR OGEN (%)
1104	SG 747	5.00	1.10	83.6	28.0	8.7	66.0	8.0	5.24	1478	16.83	3.30
971	STV 474	5.04	1.09	82.9	30.3	8.3	64.5	6.9	5.20	1405	18.54	3.37
1097	PAYMASTER PM 1560 BG	4.80	1.10	83.6	31.1	8.2	66.1	6.9	4.94	1321	18.37	3.42
953	SG 125	4.75	1.11	84.1	27.8	8.4	65.4	7.8	4.94	1243	17.19	3.32
1009	NU 33 B	4.74	1.10	82.4	28.6	8.0	68.8	6.7	4.89	1381	18.79	3.30
689	DELTAPINE 50	4.74	1.11	83.0	27.0	8.1	69.1	6.4	4.91	1383	19.50	3.27
1117	FIBERMAX 832	4.53	1.19	84.7	32.9	7.9	68.8	6.8	4.66	1295	19.72	3.45
1019	ALL TEX ATLAS	4.91	1.08	82.1	32.1	8.6	64.3	6.6	5.03	1248	19.73	3.59
773	ACALA MAXXA	4.24	1.14	83.5	34.3	7.9	65.1	7.3	4.28	854	18.16	3.94
.	LSD	0.25	0.03	0.7	2.0	0.5	2.8	0.9	0.32	303	1.11	0.20

---GOSSYPOL LEVELS---

-----AREALOMETER DATA-----

VARIETY CODE	VARIETY NAME	PLUS (+)	MINUS (-)	TOTAL (%)	A ---(mm2/mm3)---	D	I	M (%)	p (microns)	w (mg/in)	t (microns)
1104	SG 747	0.64	0.49	1.12	378	20.6	1.56	91	51.79	5.30	3.3
971	STV 474	1.01	0.61	1.62
1097	PAYMASTER PM 1560 BG	0.62	0.45	1.06
953	SG 125	0.62	0.46	1.08
1009	NU 33 B	0.75	0.47	1.22	412	22.1	1.59	90	48.49	4.56	3.1
689	DELTAPINE 50	0.79	0.44	1.23	462	25.0	1.66	87	45.13	3.78	2.7
1117	FIBERMAX 832	0.58	0.42	1.00
1019	ALL TEX ATLAS	0.73	0.52	1.25	401	19.4	1.54	92	48.41	4.73	3.2
773	ACALA MAXXA	0.62	0.33	0.95	445	24.0	1.64	88	46.15	4.01	2.8
.	LSD	0.14	0.06	0.19	51.6	8.2	0.18	7	4.78	0.83	0.5

INDIVIDUAL COMPONENT DATA - CENTRAL REGION

BOLL SIZE, GRAM PER BOLL		LINT PERCENT		SEED INDEX	
FIBERMAX 832	5.40	STV 474	41.8	ACALA MAXXA	11.2
ALL TEX ATLAS	5.20	SG 747	41.6	FIBERMAX 832	10.6
ACALA MAXXA	4.95	ACALA MAXXA	40.9	ALL TEX ATLAS	10.4
SG 747	4.91	SG 125	40.6	DELTAPINE 50	9.9
SG 125	4.64	PAYMASTER PM 1560 BG	39.8	STV 474	9.6
DELTAPINE 50	4.63	FIBERMAX 832	38.5	PAYMASTER PM 1560 BG	9.6
PAYMASTER PM 1560 BG	4.55	NU 33 B	37.5	SG 125	9.4
NU 33 B	4.39	ALL TEX ATLAS	37.2	SG 747	9.3
STV 474	4.26	DELTAPINE 50	36.4	NU 33 B	8.7
LSD	0.37	LSD	1.3	LSD	0.5
2.5% S.L. (INCHES)		UR (PERCENT)		STRENGTH (G/TEX)	
FIBERMAX 832	1.19	FIBERMAX 832	84.7	ACALA MAXXA	34.3
ACALA MAXXA	1.14	SG 125	84.1	FIBERMAX 832	32.9
DELTAPINE 50	1.11	PAYMASTER PM 1560 BG	83.6	ALL TEX ATLAS	32.1
SG 125	1.11	SG 747	83.6	PAYMASTER PM 1560 BG	31.1
PAYMASTER PM 1560 BG	1.10	ACALA MAXXA	83.5	STV 474	30.3
SG 747	1.10	DELTAPINE 50	83.0	NU 33 B	28.6
NU 33 B	1.10	STV 474	82.9	SG 747	28.0
STV 474	1.09	NU 33 B	82.4	SG 125	27.8
ALL TEX ATLAS	1.08	ALL TEX ATLAS	82.1	DELTAPINE 50	27.0
LSD	0.03	LSD	0.7	LSD	2.0
E		MICRONAIRE (SL-HVI)		COLORIMETER - Rd	
SG 747	8.7	SG 747	5.24	DELTAPINE 50	69.1
ALL TEX ATLAS	8.6	STV 474	5.20	NU 33 B	68.8
SG 125	8.4	ALL TEX ATLAS	5.03	FIBERMAX 832	68.8
STV 474	8.3	SG 125	4.94	PAYMASTER PM 1560 BG	66.1
PAYMASTER PM 1560 BG	8.2	PAYMASTER PM 1560 BG	4.94	SG 747	66.0

DELTAPINE 50	8.1	DELTAPINE 50	4.91	SG 125	65.4
NU 33 B	8.0	NU 33 B	4.89	ACALA MAXXA	65.1
ACALA MAXXA	7.9	FIBERMAX 832	4.66	STV 474	64.5
FIBERMAX 832	7.9	ACALA MAXXA	4.28	ALL TEX ATLAS	64.3
LSD	0.5	LSD	0.32	LSD	2.8

 COLORIMETER - b

SG 747	8.0
SG 125	7.8
ACALA MAXXA	7.3
STV 474	6.9
PAYMASTER PM 1560 BG	6.9
FIBERMAX 832	6.8
NU 33 B	6.7
ALL TEX ATLAS	6.6
DELTAPINE 50	6.4
LSD	0.9

 MICRONAIRE

STV 474	5.04
SG 747	5.00
ALL TEX ATLAS	4.91
PAYMASTER PM 1560 BG	4.80
SG 125	4.75
DELTAPINE 50	4.74
NU 33 B	4.74
FIBERMAX 832	4.53
ACALA MAXXA	4.24
LSD	0.25

 STELOMETER - E1

SG 747	8.1
SG 125	7.6
ALL TEX ATLAS	7.3
DELTAPINE 50	7.1
NU 33 B	7.1
PAYMASTER PM 1560 BG	6.7
STV 474	6.5
ACALA MAXXA	6.2
FIBERMAX 832	5.8
LSD	0.6

 STELOMETER - T1

FIBERMAX 832	221
ACALA MAXXA	220
PAYMASTER PM 1560 BG	204
ALL TEX ATLAS	203
STV 474	195
NU 33 B	191
SG 125	187
DELTAPINE 50	186
SG 747	185
LSD	15

 FIBROGRAPH--50% S.L.

FIBERMAX 832	0.57
ACALA MAXXA	0.56
PAYMASTER PM 1560 BG	0.55
STV 474	0.55
SG 125	0.54
DELTAPINE 50	0.54
SG 747	0.54
ALL TEX ATLAS	0.53
NU 33 B	0.52
LSD	0.02

 FIBROGRAPH--2.5% S.L.

FIBERMAX 832	1.16
ACALA MAXXA	1.12
PAYMASTER PM 1560 BG	1.11
SG 125	1.11
DELTAPINE 50	1.10
SG 747	1.10
STV 474	1.10
NU 33 B	1.09
ALL TEX ATLAS	1.06
LSD	0.03

 YARN TENACITY

 AREALOMETER - A (mm²/mm³)

 AREALOMETER - D (mm²/mm³)

FIBERMAX 832	152	DELTAPINE 50	462	DELTAPINE 50	25.0
ACALA MAXXA	147	ACALA MAXXA	445	ACALA MAXXA	24.0
PAYMASTER PM 1560 BG	129	NU 33 B	412	NU 33 B	22.1
ALL TEX ATLAS	125	ALL TEX ATLAS	401	SG 747	20.6
STV 474	123	SG 747	378	ALL TEX ATLAS	19.4
NU 33 B	119	FIBERMAX 832	.	FIBERMAX 832	.
SG 125	118	PAYMASTER PM 1560 BG	.	PAYMASTER PM 1560 BG	.
DELTAPINE 50	118	STV 474	.	STV 474	.
SG 747	112	SG 125	.	SG 125	.
LSD	7	LSD	51.6	LSD	8.2

AREALOMETER - I

DELTAPINE 50	1.66
ACALA MAXXA	1.64
NU 33 B	1.59
SG 747	1.56
ALL TEX ATLAS	1.54
FIBERMAX 832	.
PAYMASTER PM 1560 BG	.
STV 474	.
SG 125	.
LSD	0.18

AREALOMETER - M (PERCENT)

ALL TEX ATLAS	92
SG 747	91
NU 33 B	90
ACALA MAXXA	88
DELTAPINE 50	87
FIBERMAX 832	.
PAYMASTER PM 1560 BG	.
STV 474	.
SG 125	.
LSD	7

AREALOMETER - p (Microns)

SG 747	51.79
NU 33 B	48.49
ALL TEX ATLAS	48.41
ACALA MAXXA	46.15
DELTAPINE 50	45.13
FIBERMAX 832	.
PAYMASTER PM 1560 BG	.
STV 474	.
SG 125	.
LSD	4.78

AREALOMETER - w (MG/INCH)

SG 747	5.30
ALL TEX ATLAS	4.73
NU 33 B	4.56
ACALA MAXXA	4.01
DELTAPINE 50	3.78
FIBERMAX 832	.
PAYMASTER PM 1560 BG	.

AREALOMETER - t (MICRONS)

SG 747	3.3
ALL TEX ATLAS	3.2
NU 33 B	3.1
ACALA MAXXA	2.8
DELTAPINE 50	2.7
FIBERMAX 832	.
PAYMASTER PM 1560 BG	.

SEED YIELD (LB/ACRE)

SG 747	1478
STV 474	1405
DELTAPINE 50	1383
NU 33 B	1381
PAYMASTER PM 1560 BG	1321
FIBERMAX 832	1295
ALL TEX ATLAS	1248

STV 474	.	STV 474	.	SG 125	1243
SG 125	.	SG 125	.	ACALA MAXXA	854
LSD	0.83	LSD	0.5	LSD	303

OIL (PERCENT)

ALL TEX ATLAS	19.73
FIBERMAX 832	19.72
DELTAPINE 50	19.50
NU 33 B	18.79
STV 474	18.54
PAYMASTER PM 1560 BG	18.37
ACALA MAXXA	18.16
SG 125	17.19
SG 747	16.83
LSD	1.11

NITROGEN (PERCENT)

ACALA MAXXA	3.94
ALL TEX ATLAS	3.59
FIBERMAX 832	3.45
PAYMASTER PM 1560 BG	3.42
STV 474	3.37
SG 125	3.32
NU 33 B	3.30
SG 747	3.30
DELTAPINE 50	3.27
LSD	0.20

PLUS GOSSYPOL

STV 474	1.01
DELTAPINE 50	0.79
NU 33 B	0.75
ALL TEX ATLAS	0.73
SG 747	0.64
SG 125	0.62
ACALA MAXXA	0.62
PAYMASTER PM 1560 BG	0.62
FIBERMAX 832	0.58
LSD	0.14

MINUS GOSSYPOL

STV 474	0.61
ALL TEX ATLAS	0.52
SG 747	0.49
NU 33 B	0.47
SG 125	0.46
PAYMASTER PM 1560 BG	0.45
DELTAPINE 50	0.44
FIBERMAX 832	0.42
ACALA MAXXA	0.33
LSD	0.06

TOTAL GOSSYPOL (PERCENT)

STV 474	1.62
ALL TEX ATLAS	1.25
DELTAPINE 50	1.23
NU 33 B	1.22
SG 747	1.12
SG 125	1.08
PAYMASTER PM 1560 BG	1.06
FIBERMAX 832	1.00
ACALA MAXXA	0.95
LSD	0.19

LOCATIONS COMBINING VARIETIES

LOCATION	LINT	BOLL	LINT	SEED	YARN	DIGITAL FIBROGRAPH		STELOMETER	
	YIELD	SIZE			TENACITY	2.5% S.L.	50% S.L.	T1	E1
	(lb/acre)	(g/boll)	PERCENT	INDEX	(mN/TEX)	(inches)	(inches)	(mN/tex)	(%)
WESLACO, TX	883	4.69	37.2	10.6	133	1.12	0.56	200	6.6
COLLEGE STATION, TX	823	4.66	39.2	9.6	119	1.10	0.54	194	7.0
BOSSIER CITY, LA	815	4.62	40.8	9.3	122	1.10	0.54	190	7.1
BEEVILLE, TX	765	5.11	40.3	9.9	133	1.09	0.55	213	7.1

LOCATION	SL-HVI Starlab	(Calibrated to USDA SL-HVI Std.)		E	Rd	COLORIMETER	MICRO-	SEED	OIL	NITR	
	MICRO-	2.5%	UNIFO-			STRE-	HUNTER'S	NAIRE			YIELD
	NAIRE	S.L.	MITY	NGTH		b	(Reading)	(lb/ac)	(%)	(%)	
	(reading)	in.)	(%)	(g/tex)							
WESLACO, TX	4.86	1.13	83.6	30.1	8.2	64.9	6.6	4.99	1473	19.16	3.28
COLLEGE STATION, TX	4.81	1.12	83.1	30.1	8.3	64.0	6.3	4.98	1305	18.76	3.25
BOSSIER CITY, LA	4.54	1.10	83.2	29.3	7.9	68.7	7.1	4.68	1245	17.68	3.49
BEEVILLE, TX	4.78	1.10	83.4	31.4	8.6	68.2	8.2	4.94	1137	18.55	3.75

LOCATION	---GOSSYPOL LEVELS---			-----AREALOMETER DATA-----						
	PLUS	MINUS	TOTAL	A	D	I	M	p	w	t
	(+)	(-)	(%)	---(mm2/mm3)---			(%)	(microns)	(mg/in)	(microns)
WESLACO, TX	0.72	0.48	1.20	395	17.8	1.50	93	47.73	4.70	3.2
COLLEGE STATION, TX	0.76	0.51	1.26	411	19.6	1.54	92	47.33	4.52	3.1
BOSSIER CITY, LA	0.68	0.44	1.12	433	25.2	1.66	87	48.27	4.34	2.9
BEEVILLE, TX	0.67	0.42	1.10	405	23.6	1.63	88	50.72	4.89	3.1

INDIVIDUAL LOCATIONS - CENTRAL REGION
 COLLEGE STATION, TX

VARIETY CODE	VARIETY NAME	LINT YIELD (lb/acre)	BOLL SIZE (g/boll)	LINT PERCENT	SEED INDEX	YARN TENACITY (mN/TEX)	DIGITAL FIBROGRAPH 2.5% S.L. (inches)	50% S.L. (inches)	STELOMETER T1 (mN/tex)	E1 (%)
971	STV 474	1025	4.35	41.5	9.3	125	1.13	0.56	202	6.9
1009	NU 33 B	976	4.55	37.3	8.0	113	1.06	0.51	181	7.3
1097	PAYMASTER PM 1560 BG	928	4.20	39.3	9.2	120	1.11	0.55	196	6.9
1104	SG 747	876	4.90	42.3	9.0	101	1.09	0.52	180	7.5
1117	FIBERMAX 832	841	5.30	39.2	10.4	138	1.13	0.55	197	6.2
953	SG 125	814	4.45	40.8	9.2	111	1.10	0.53	179	7.6
689	DELTAPINE 50	769	4.65	35.1	9.5	113	1.10	0.54	179	7.3
1019	ALL TEX ATLAS	704	4.90	36.5	10.4	121	1.08	0.54	201	7.4
773	ACALA MAXXA	472	4.65	41.3	11.3	134	1.13	0.56	234	5.8
.	LSD	169	0.34	1.7	0.7	11	0.02	0.02	22	0.9

SL-HVI Starlab (Calibrated to USDA SL-HVI Std.)												
VARIETY CODE	VARIETY NAME	MICRO- NAIRE (reading)	2.5% S.L. (in.)	UNIFO- MITY (%)	STRE- NGTH (g/tex)	E	COLORIMETER HUNTER'S Rd	b	MICRO- NAIRE (Reading)	SEED YIELD (lb/ac)	OIL (%)	NITR OGEN (%)
971	STV 474	5.20	1.10	83.3	32.5	8.6	62.5	6.0	5.45	1428	18.76	3.04
1009	NU 33 B	4.85	1.10	81.8	27.0	7.9	68.5	6.3	5.05	1627	19.29	3.10
1097	PAYMASTER PM 1560 BG	5.15	1.10	83.5	30.5	8.6	63.5	6.3	5.35	1563	18.75	3.14
1104	SG 747	4.95	1.10	83.2	28.5	8.7	61.5	6.9	5.25	1238	17.79	3.28
1117	FIBERMAX 832	4.50	1.20	84.0	32.5	7.5	64.5	5.9	4.50	1484	19.66	3.20
953	SG 125	4.80	1.10	83.3	26.0	8.1	63.0	6.9	4.90	1201	16.85	3.25
689	DELTAPINE 50	4.90	1.10	82.6	27.0	8.7	69.5	5.7	5.10	1388	19.92	2.92
1019	ALL TEX ATLAS	4.80	1.10	82.2	31.5	8.5	63.0	6.6	4.90	1155	20.13	3.36
773	ACALA MAXXA	4.10	1.15	84.2	35.0	7.8	60.0	6.0	4.30	667	17.68	3.96
.	LSD	0.37	0.05	1.5	2.7	0.5	5.8	1.6	0.34	255	1.57	0.43

VARIETY CODE	VARIETY NAME	---GOSSYPOL LEVELS---			-----AREALOMETER DATA-----						
		PLUS (+)	MINUS (-)	TOTAL (%)	A ---(mm2/mm3)---	D	I	M (%)	p (microns)	w (mg/in)	t (microns)
971	STV 474	1.17	0.71	1.87
1009	NU 33 B	0.79	0.52	1.29	392	14.8	1.43	96	45.75	4.52	3.4
1097	PAYMASTER PM 1560 BG	0.66	0.49	1.14
1104	SG 747	0.67	0.51	1.17	370	18.8	1.53	93	51.61	5.39	3.4
1117	FIBERMAX 832	0.56	0.46	1.01
953	SG 125	0.63	0.50	1.11
689	DELTAPINE 50	1.02	0.53	1.54
1019	ALL TEX ATLAS	0.77	0.57	1.34	441	21.8	1.59	90	45.91	4.13	2.9
773	ACALA MAXXA	0.59	0.32	0.91	441	23.0	1.62	89	46.05	4.04	2.8
.	LSD	0.12	0.12	0.21	104	10.0	0.23	9	16.00	2.35	0.5

LOCATION=WESLACO, TX

VARIETY CODE	VARIETY NAME	LINT	BOLL	LINT PERCENT	SEED INDEX	YARN	DIGITAL FIBROGRAPH		STELOMETER	
		YIELD (lb/acre)	SIZE (g/boll)			TENACITY (mN/TEX)	2.5% S.L. (inches)	50% S.L. (inches)	T1 (mN/tex)	E1 (%)
1104	SG 747	1300	4.80	38.7	10.0	117	1.11	0.55	183	7.9
971	STV 474	1129	4.20	39.4	10.2	128	1.13	0.57	194	6.3
953	SG 125	1032	4.75	38.6	10.3	121	1.15	0.57	187	7.3
1097	PAYMASTER PM 1560 BG	877	4.75	38.3	10.6	131	1.10	0.57	214	6.4
1009	NU 33 B	856	4.10	35.7	9.5	126	1.08	0.52	201	6.7
1019	ALL TEX ATLAS	824	5.00	35.5	11.1	131	1.07	0.53	199	6.7
773	ACALA MAXXA	652	5.00	39.3	12.2	149	1.13	0.57	203	6.3

1117 FIBERMAX 832	643	5.25	35.8	11.6	165	1.20	0.59	236	5.4
689 DELTAPINE 50	639	4.35	33.7	10.1	128	1.12	0.55	188	6.6
. LSD	808	0.64	2.6	0.5	8	0.02	0.02	14	0.7

SL-HVI Starlab (Calibrated to USDA SL-HVI Std.)

VARIETY CODE	VARIETY NAME	MICRO-NAIRE (reading)	2.5% S.L. (in.)	UNIFO-MITY (%)	STRE-NGTH (g/tex)	E	COLORIMETER HUNTER'S Rd	b	MICRO-NAIRE (Reading)	SEED YIELD (lb/ac)	OIL (%)	NITR OGEN (%)
1104 SG 747		5.25	1.10	84.3	28.0	8.7	67.5	7.9	5.55	2040	18.48	2.99
971 STV 474		5.10	1.10	83.5	30.5	8.3	63.5	5.8	5.25	1742	19.29	3.13
953 SG 125		4.95	1.15	84.4	29.0	8.6	64.5	7.4	5.15	1643	19.35	3.15
1097 PAYMASTER PM 1560 BG		5.00	1.10	83.6	31.0	8.5	63.5	6.8	5.25	1417	19.25	3.45
1009 NU 33 B		4.95	1.10	82.9	30.0	8.3	66.5	6.2	4.95	1490	18.88	3.19
1019 ALL TEX ATLAS		4.95	1.10	81.6	32.5	8.3	61.0	6.2	5.05	1500	20.08	3.42
773 ACALA MAXXA		4.25	1.20	83.5	32.0	7.5	63.5	7.1	4.30	999	18.67	3.53
1117 FIBERMAX 832		4.65	1.20	85.5	32.5	8.1	69.0	6.8	4.70	1161	19.26	3.36
689 DELTAPINE 50		4.65	1.15	83.0	25.5	7.6	65.0	5.3	4.70	1261	19.17	3.30
. LSD		0.42	0.07	1.4	2.7	0.5	3.8	2.1	0.54	1382	2.30	0.49

---GOSSYPOL LEVELS---

-----AREALOMETER DATA-----

VARIETY CODE	VARIETY NAME	PLUS (+)	MINUS (-)	TOTAL (%)	A (mm2/mm3)	D	I	M (%)	p (microns)	w (mg/in)	t (microns)
1104 SG 747		0.73	0.57	1.30	363	14.5	1.43	96	49.28	5.26	3.6
971 STV 474		1.06	0.63	1.69
953 SG 125		0.72	0.53	1.25
1097 PAYMASTER PM 1560 BG		0.56	0.44	1.00
1009 NU 33 B		0.70	0.44	1.14	395	20.0	1.55	91	49.44	4.86	3.2
1019 ALL TEX ATLAS		0.71	0.51	1.22	390	14.8	1.43	96	45.92	4.55	3.3
773 ACALA MAXXA		0.65	0.36	1.01	431	21.8	1.60	90	46.30	4.15	2.9
1117 FIBERMAX 832		0.72	0.43	1.15
689 DELTAPINE 50		0.63	0.42	1.04
. LSD		0.26	0.26	0.35	41.8	6.3	0.15	6	6.60	1.06	0.4

VARIETY CODE	VARIETY NAME	LINT YIELD (lb/acre)	BOLL SIZE (g/boll)	LINT PERCENT	SEED INDEX	YARN TENACITY (mN/TEX)	DIGITAL 2.5% S.L. (inches)	FIBROGRAPH 50% S.L. (inches)	STELOMETER T1 (mN/tex)	E1 (%)
1104	SG 747	1040	4.95	43.0	9.2	110	1.13	0.55	188	8.8
1097	PAYMASTER PM 1560 BG	940	4.80	40.3	9.0	123	1.11	0.54	182	7.3
971	STV 474	917	4.10	44.8	9.0	113	1.07	0.52	181	6.1
689	DELTAPINE 50	911	4.20	39.6	9.7	111	1.11	0.54	175	7.2
953	SG 125	840	4.40	42.0	8.7	116	1.09	0.54	190	7.8
1009	NU 33 B	812	4.35	39.0	8.5	107	1.10	0.53	176	7.0
1117	FIBERMAX 832	750	5.20	39.0	10.1	149	1.15	0.55	215	5.5
1019	ALL TEX ATLAS	603	5.05	37.8	9.6	124	1.05	0.53	197	8.2
773	ACALA MAXXA	522	4.55	41.9	10.0	147	1.11	0.54	209	6.0
.	LSD	125	0.46	1.3	0.6	9	0.02	0.02	20	0.6

SL-HVI Starlab (Calibrated to USDA SL-HVI Std.)

VARIETY CODE	VARIETY NAME	MICRO-NAIRE (reading)	2.5% S.L. (in.)	UNIFO-MITY (%)	STRE-NGTH (g/tex)	SEED YIELD (lb/ac)	COLORIMETER HUNTER'S Rd	MICRO-NAIRE (Reading)	SEED YIELD (lb/ac)	OIL (%)	NITR OGEN (%)	
1104	SG 747	4.80	1.10	83.3	27.5	8.6	68.0	7.6	5.10	1467	15.29	3.29
1097	PAYMASTER PM 1560 BG	4.15	1.10	83.3	28.5	7.5	69.0	6.7	4.15	1393	17.75	3.32
971	STV 474	4.80	1.10	82.5	27.0	7.7	65.5	7.2	5.00	1150	17.77	3.59
689	DELTAPINE 50	4.60	1.10	83.4	27.0	7.6	70.0	6.3	4.70	1412	18.91	3.27
953	SG 125	4.50	1.10	84.4	28.5	8.2	67.0	7.3	4.75	1198	16.15	3.28
1009	NU 33 B	4.40	1.10	81.7	27.0	7.5	69.0	6.4	4.60	1313	17.31	3.34
1117	FIBERMAX 832	4.50	1.15	84.8	32.0	7.6	71.0	7.0	4.65	1289	19.88	3.65
1019	ALL TEX ATLAS	4.85	1.05	82.5	32.0	8.8	70.0	7.5	4.85	1207	18.46	3.59
773	ACALA MAXXA	4.30	1.10	83.1	34.0	7.7	69.0	7.6	4.30	774	17.58	4.08
.	LSD	0.47	0.08	1.7	1.4	0.3	3.4	0.6	0.54	246	2.04	0.47

---GOSSYPOL LEVELS---

VARIETY CODE	VARIETY NAME	PLUS (+)	MINUS (-)	TOTAL (%)	A (mm2/mm3)	D	I	M (%)	p (microns)	w (mg/in)	t (microns)
--------------	--------------	----------	-----------	-----------	-------------	---	---	-------	-------------	-----------	-------------

-----AREALOMETER DATA-----

1104 SG 747	0.54	0.42	0.95	398	26.8	1.70	86	53.51	5.20	3.1
1097 PAYMASTER PM 1560 BG	0.74	0.49	1.22
971 STV 474	0.90	0.55	1.45
689 DELTAPINE 50	0.75	0.41	1.17	462	25.0	1.66	87	45.13	3.78	2.7
953 SG 125	0.61	0.43	1.03
1009 NU 33 B	0.73	0.48	1.21	441	28.0	1.72	85	48.90	4.30	2.8
1117 FIBERMAX 832	0.60	0.45	1.05
1019 ALL TEX ATLAS	0.72	0.52	1.23	404	20.8	1.57	91	48.75	4.67	3.1
773 ACALA MAXXA	0.51	0.27	0.78	463	25.5	1.67	87	45.09	3.77	2.7
. LSD	0.15	0.15	0.24	89.0	22.8	0.48	19	6.83	0.77	0.8

LOCATION=BEEVILLE, TX

VARIETY CODE	VARIETY NAME	LINT YIELD (lb/acre)	BOLL SIZE (g/boll)	LINT PERCENT	SEED INDEX	YARN TENACITY (mN/TEX)	DIGITAL 2.5% S.L. (inches)	FIBROGRAPH 50% S.L. (inches)	STELOMETER T1 (mN/tex)	E1 (%)
971	STV 474	926	4.40	41.6	9.9	126	1.06	0.54	205	6.7
689	DELTAPINE 50	876	5.30	37.3	10.3	121	1.09	0.54	204	7.5
1104	SG 747	862	5.00	42.4	9.1	120	1.10	0.54	191	8.4
1117	FIBERMAX 832	838	5.85	40.2	10.3	155	1.15	0.58	236	6.0
1019	ALL TEX ATLAS	726	5.85	39.1	10.7	125	1.04	0.54	218	6.9
773	ACALA MAXXA	683	5.60	41.1	11.2	157	1.12	0.56	237	6.8
1009	NU 33 B	674	4.55	38.1	8.9	129	1.10	0.54	207	7.3
953	SG 125	653	4.95	41.2	9.5	125	1.09	0.55	191	7.9
1097	PAYMASTER PM 1560 BG	644	4.45	41.4	9.5	142	1.11	0.55	227	6.3
.	LSD	247	0.42	1.3	0.7	21	0.09	0.02	29	1.7

SL-HVI Starlab (Calibrated to USDA SL-HVI Std.)

VARIETY	VARIETY	MICRO- NAIRE	2.5% S.L.	UNIFO- MITY	STRE- NGTH	COLORIMETER HUNTER'S	MICRO- NAIRE	SEED YIELD	OIL	NITR OGEN
---------	---------	-----------------	--------------	----------------	---------------	-------------------------	-----------------	---------------	-----	--------------


CODE	NAME	(reading)	(in.)	(%)	(g/tex)	E	Rd	b	(Reading)	(lb/ac)	(%)	(%)
971	STV 474	5.05	1.05	82.4	31.0	8.7	66.5	8.8	5.10	1299	18.33	3.71
689	DELTAPINE 50	4.80	1.10	83.1	28.5	8.7	72.0	8.3	5.15	1473	20.00	3.61
1104	SG 747	5.00	1.10	83.8	28.0	8.9	67.0	9.8	5.05	1166	15.75	3.64
1117	FIBERMAX 832	4.45	1.20	84.8	34.5	8.3	70.5	7.3	4.80	1245	20.07	3.59
1019	ALL TEX ATLAS	5.05	1.05	82.2	32.5	8.7	63.0	6.2	5.30	1132	20.26	3.99
773	ACALA MAXXA	4.30	1.10	83.2	36.0	8.5	68.0	8.5	4.20	977	18.72	4.20
1009	NU 33 B	4.75	1.10	83.2	30.5	8.4	71.0	7.8	4.95	1095	19.68	3.58
953	SG 125	4.75	1.10	84.2	27.5	8.7	67.0	9.5	4.95	930	16.41	3.62
1097	PAYMASTER PM 1560 BG	4.90	1.10	84.2	34.5	8.4	68.5	7.7	5.00	912	17.75	3.79
.	LSD	0.49	0.13	2.3	3.2	0.5	3.8	1.0	0.47	405	1.51	0.20

VARIETY CODE	VARIETY NAME	---GOSSYPOL LEVELS---			-----AREALOMETER DATA-----						
		PLUS (+)	MINUS (-)	TOTAL (%)	A ---(mm2/mm3)---	D	I	M (%)	p (microns)	w (mg/in)	t (microns)
971	STV 474	0.93	0.55	1.47
689	DELTAPINE 50	0.78	0.40	1.19
1104	SG 747	0.62	0.46	1.08	382	22.5	1.61	89	52.77	5.35	3.3
1117	FIBERMAX 832	0.46	0.35	0.80
1019	ALL TEX ATLAS	0.73	0.48	1.21	369	20.5	1.56	91	53.09	5.56	3.4
773	ACALA MAXXA	0.72	0.37	1.09	446	25.8	1.68	87	47.16	4.09	2.8
1009	NU 33 B	0.78	0.46	1.24	422	25.8	1.68	86	49.87	4.57	2.9
953	SG 125	0.54	0.38	0.92
1097	PAYMASTER PM 1560 BG	0.52	0.38	0.89
.	LSD	0.08	0.08	0.11	27.5	0.6	0.03	2	3.04	0.55	0.3

[RETURN TO 2001 NCVT COVER PAGE](#)



***Thank you for your interest in the ongoing work of the
National Cotton Variety Test Program.***

 Questions or comments to: ekeene@ars.usda.gov

United States Department of Agriculture

**Agricultural Research Service
Mid-South Area
Crop Genetics and Production Research Unit
National Cotton Variety Test Program
P O Box 345
Stoneville, MS 38776
(662) 686-5241
Fax (662) 686-5218**



Other links:

[Crop Genetics and Production Research Unit Home Page](#)

[Publications of the Crop Genetics & Production Research Unit](#)

[Jamie Whitten Delta States Research Center](#)

All Internet Versions of the NCVT Publications are accessible through

**either the Jamie Whitten Delta States Research Center or the
Crop Genetics and Production Research Unit sites**



2001 National Cotton Variety Test



**Crop Genetics & Production Research Unit
P O Box 345
Stoneville, MS 38776**

**(662) 686-5378
(662) 686-5218 (fax)**

**National Cotton Variety Tests, 2001
Yield, Boll, Seed, Spinning and Data**

2001 BLACKLANDS REGIONAL COTTON VARIETY TEST

BLACKLAND REGION
VARIETIES COMBINING LOCATIONS

VARIETY CODE	VARIETY NAME	LINT YIELD (lb/acre)	BOLL SIZE (g/boll)	LINT PERCENT	SEED INDEX	YARN TENACITY (mN/TEX)	DIGITAL FIBROGRAPH 2.5% S.L. (inches)	50% S.L. (inches)	STELOMETER T1 (mN/tex)	E1 (%)
1104	SG 747	491	4.10	38.9	8.8	108	1.05	0.53	184	7.8
689	DELTAPINE 50	406	3.65	34.6	8.6	112	1.07	0.52	180	7.2
1009	NU 33 B	367	3.25	35.3	9.0	123	1.10	0.54	205	6.6
1019	ALL TEX ATLAS	339	4.00	34.2	10.2	128	1.03	0.52	206	6.7
1018	TAMCOT SPHINX	337	3.63	35.8	9.3	130	1.02	0.52	206	6.0
773	ACALA MAXXA	241	3.70	35.8	11.3	168	1.13	0.57	270	6.0
.	LSD	103	0.72	1.5	0.6	17	0.07	0.03	18	0.3

VARIETY CODE	VARIETY NAME	SL-HVI Starlab (Calibrated to USDA SL-HVI Std.)										
		MICRO- NAIRE (reading)	2.5% S.L. in.)	UNIFO- MITY (%)	STRE- NGTH (g/tex)	E	COLORIMETER HUNTER'S Rd	b	MICRO- NAIRE (Reading)	SEED YIELD (lb/ac)	OIL (%)	NITR OGEN (%)
1104	SG 747	5.53	1.03	82.6	29.3	8.7	67.5	7.6	5.63	795	17.31	3.34
689	DELTAPINE 50	5.00	1.10	81.5	26.8	8.1	66.8	6.6	5.35	840	19.84	3.31
1009	NU 33 B	5.30	1.10	82.4	30.5	8.2	67.8	6.2	5.33	719	18.69	3.32
1019	ALL TEX ATLAS	5.08	1.03	81.8	36.0	8.7	63.8	6.6	4.98	697	20.06	3.33
1018	TAMCOT SPHINX	5.05	1.03	81.4	33.0	7.9	66.5	7.3	5.15	640	18.65	3.38
773	ACALA MAXXA	4.65	1.10	84.0	40.3	8.5	63.8	6.4	4.65	504	18.90	4.07
.	LSD	0.48	0.05	1.6	1.3	0.5	2.4	1.2	0.40	183	1.59	0.18

VARIETY CODE	VARIETY NAME	---GOSSYPOL LEVELS---			-----AREALOMETER DATA-----						
		PLUS (+)	MINUS (-)	TOTAL (%)	A ---(mm2/mm3)---	D	I	M (%)	p (microns)	w (mg/in)	t (microns)
1104	SG 747	0.56	0.41	0.98	354	12.3	1.36	98	48.31	5.30	3.8
689	DELTAPINE 50	0.88	0.45	1.33
1009	NU 33 B	0.76	0.50	1.26	371	15.4	1.44	95	48.72	5.09	3.5
1019	ALL TEX ATLAS	0.69	0.48	1.16	403	17.8	1.49	94	46.48	4.48	3.2
1018	TAMCOT SPHINX	0.67	0.42	1.09
773	ACALA MAXXA	0.60	0.33	0.93	420	21.4	1.58	91	47.32	4.41	3.1
.	LSD	0.09	0.07	0.16	43.1	4.9	0.10	4	3.32	0.61	0.2

INDIVIDUAL COMPONENT DATA - BLACKLAND REGION

BOLL SIZE, GRAM PER BOLL		LINT PERCENT		SEED INDEX	
SG 747	4.10	SG 747	38.9	ACALA MAXXA	11.3
ALL TEX ATLAS	4.00	TAMCOT SPHINX	35.8	ALL TEX ATLAS	10.2
ACALA MAXXA	3.70	ACALA MAXXA	35.8	TAMCOT SPHINX	9.3
DELTAPINE 50	3.65	NU 33 B	35.3	NU 33 B	9.0
TAMCOT SPHINX	3.63	DELTAPINE 50	34.6	SG 747	8.8
NU 33 B	3.25	ALL TEX ATLAS	34.2	DELTAPINE 50	8.6
LSD	0.72	LSD	1.5	LSD	0.6
2.5% S.L. (INCHES)		UR (PERCENT)		STRENGTH (G/TEX)	
ACALA MAXXA	1.10	ACALA MAXXA	84.0	ACALA MAXXA	40.3
NU 33 B	1.10	SG 747	82.6	ALL TEX ATLAS	36.0
DELTAPINE 50	1.10	NU 33 B	82.4	TAMCOT SPHINX	33.0
ALL TEX ATLAS	1.03	ALL TEX ATLAS	81.8	NU 33 B	30.5
TAMCOT SPHINX	1.03	DELTAPINE 50	81.5	SG 747	29.3
SG 747	1.03	TAMCOT SPHINX	81.4	DELTAPINE 50	26.8
LSD	0.05	LSD	1.6	LSD	1.3
E		MICRONAIRE (SL-HVI)		COLORIMETER - Rd	
SG 747	8.7	SG 747	5.63	NU 33 B	67.8
ALL TEX ATLAS	8.7	DELTAPINE 50	5.35	SG 747	67.5
ACALA MAXXA	8.5	NU 33 B	5.33	DELTAPINE 50	66.8
NU 33 B	8.2	TAMCOT SPHINX	5.15	TAMCOT SPHINX	66.5
DELTAPINE 50	8.1	ALL TEX ATLAS	4.98	ALL TEX ATLAS	63.8
TAMCOT SPHINX	7.9	ACALA MAXXA	4.65	ACALA MAXXA	63.8
LSD	0.5	LSD	0.40	LSD	2.4

COLORIMETER - b

SG 747	7.6
TAMCOT SPHINX	7.3
DELTAPINE 50	6.6
ALL TEX ATLAS	6.6
ACALA MAXXA	6.4
NU 33 B	6.2
LSD	1.2

MICRONAIRE

SG 747	5.53
NU 33 B	5.30
ALL TEX ATLAS	5.08
TAMCOT SPHINX	5.05
DELTAPINE 50	5.00
ACALA MAXXA	4.65
LSD	0.48

STELOMETER - E1

SG 747	7.8
DELTAPINE 50	7.2
ALL TEX ATLAS	6.7
NU 33 B	6.6
TAMCOT SPHINX	6.0
ACALA MAXXA	6.0
LSD	0.3

STELOMETER - T1

ACALA MAXXA	270
ALL TEX ATLAS	206
TAMCOT SPHINX	206
NU 33 B	205
SG 747	184
DELTAPINE 50	180
LSD	18

FIBROGRAPH--50% S.L.

ACALA MAXXA	0.57
NU 33 B	0.54
SG 747	0.53
ALL TEX ATLAS	0.52
DELTAPINE 50	0.52
TAMCOT SPHINX	0.52
LSD	0.03

FIBROGRAPH--2.5% S.L.

ACALA MAXXA	1.13
NU 33 B	1.10
DELTAPINE 50	1.07
SG 747	1.05
ALL TEX ATLAS	1.03
TAMCOT SPHINX	1.02
LSD	0.07

YARN TENACITY

ACALA MAXXA	168
TAMCOT SPHINX	130
ALL TEX ATLAS	128
NU 33 B	123
DELTAPINE 50	112
SG 747	108
LSD	17

AREALOMETER - A (mm²/mm³)

ACALA MAXXA	420
ALL TEX ATLAS	403
NU 33 B	371
SG 747	354
TAMCOT SPHINX	.
DELTAPINE 50	.
LSD	43.1

AREALOMETER - D (mm²/mm³)

ACALA MAXXA	21.4
ALL TEX ATLAS	17.8
NU 33 B	15.4
SG 747	12.3
TAMCOT SPHINX	.
DELTAPINE 50	.
LSD	4.9

AREALOMETER - I		AREALOMETER - M (PERCENT)		AREALOMETER - p (Microns)	
ACALA MAXXA	1.58	SG 747	98	NU 33 B	48.72
ALL TEX ATLAS	1.49	NU 33 B	95	SG 747	48.31
NU 33 B	1.44	ALL TEX ATLAS	94	ACALA MAXXA	47.32
SG 747	1.36	ACALA MAXXA	91	ALL TEX ATLAS	46.48
TAMCOT SPHINX	.	TAMCOT SPHINX	.	TAMCOT SPHINX	.
DELTAPINE 50	.	DELTAPINE 50	.	DELTAPINE 50	.
LSD	0.10	LSD	4	LSD	3.32
AREALOMETER - w (MG/INCH)		AREALOMETER - t (MICRONS)		SEED YIELD (LB/ACRE)	
SG 747	5.30	SG 747	3.8	DELTAPINE 50	840
NU 33 B	5.09	NU 33 B	3.5	SG 747	795
ALL TEX ATLAS	4.48	ALL TEX ATLAS	3.2	NU 33 B	719
ACALA MAXXA	4.41	ACALA MAXXA	3.1	ALL TEX ATLAS	697
TAMCOT SPHINX	.	TAMCOT SPHINX	.	TAMCOT SPHINX	640
DELTAPINE 50	.	DELTAPINE 50	.	ACALA MAXXA	504
LSD	0.61	LSD	0.2	LSD	183
OIL (PERCENT)		NITROGEN (PERCENT)		PLUS GOSSYPOL	
ALL TEX ATLAS	20.06	ACALA MAXXA	4.07	DELTAPINE 50	0.88
DELTAPINE 50	19.84	TAMCOT SPHINX	3.38	NU 33 B	0.76
ACALA MAXXA	18.90	SG 747	3.34	ALL TEX ATLAS	0.69
NU 33 B	18.69	ALL TEX ATLAS	3.33	TAMCOT SPHINX	0.67
TAMCOT SPHINX	18.65	NU 33 B	3.32	ACALA MAXXA	0.60
SG 747	17.31	DELTAPINE 50	3.31	SG 747	0.56
LSD	1.59	LSD	0.18	LSD	0.09

MINUS GOSSYPOL		TOTAL GOSSYPOL (PERCENT)	
NU 33 B	0.50	DELTAPINE 50	1.33
ALL TEX ATLAS	0.48	NU 33 B	1.26
DELTAPINE 50	0.45	ALL TEX ATLAS	1.16
TAMCOT SPHINX	0.42	TAMCOT SPHINX	1.09
SG 747	0.41	SG 747	0.98
ACALA MAXXA	0.33	ACALA MAXXA	0.93
LSD	0.07	LSD	0.16

LOCATIONS COMBINING VARIETIES

LOCATION	LINT	BOLL	LINT	SEED	YARN	DIGITAL FIBROGRAPH		STELOMETER	
	YIELD	SIZE			TENACITY	2.5% S.L.	50% S.L.	T1	E1
	(lb/acre)	(g/boll)	PERCENT	INDEX	(mN/TEX)	(inches)	(inches)	(mN/tex)	(%)
DALLAS, TX	428	3.96	30.9	9.9	124	1.06	0.52	213	7.1
THRALL, TX	299	3.48	40.6	9.1	132	1.08	0.54	203	6.4

LOCATION	SL-HVI Starlab (Calibrated to USDA SL-HVI Std.)									
	MICRO-NAIRE	2.5% S.L.	UNIFO-MITY	STRE-NGTH	SEED	COLORIMETER	MICRO-NAIRE	SEED	OIL	NITR
	(reading)	in.)	(%)	(g/tex)	E	Rd	b	(Reading)	(lb/ac)	(%)
DALLAS, TX	5.45	1.05	82.3	33.8	8.2	65.0	7.0	5.55	947	19.29
THRALL, TX	4.75	1.08	82.3	31.5	8.5	67.0	6.6	4.81	452	18.53

LOCATION	---GOSSYPOL LEVELS---			-----AREALOMETER DATA-----						
	PLUS (+)	MINUS (-)	TOTAL (%)	A ---(mm2/mm3)---	D	I	M (%)	p (microns)	w (mg/in)	t (microns)
DALLAS, TX	0.72	0.46	1.18	360	12.9	1.38	98	48.07	5.18	3.7
THRALL, TX	0.67	0.40	1.07	414	20.5	1.56	91	47.34	4.46	3.1

INDIVIDUAL LOCATIONS - BLACKLANDS REGION
 LOCATION=DALLAS, TX

VARIETY CODE	VARIETY NAME	LINT YIELD (lb/acre)	BOLL SIZE (g/boll)	LINT PERCENT	SEED INDEX	YARN TENACITY (mN/TEX)	DIGITAL 2.5% S.L. (inches)	FIBROGRAPH 50% S.L. (inches)	STELOMETER T1 (mN/tex)	E1 (%)
1104	SG 747	581	4.30	34.1	9.1	98	1.02	0.52	185	8.2
689	DELTAPINE 50	454	3.55	30.1	8.8	112	1.08	0.52	186	7.4
1009	NU 33 B	443	3.40	30.9	9.7	125	1.11	0.54	217	7.1
1019	ALL TEX ATLAS	395	4.40	29.5	10.6	124	1.01	0.51	204	7.1
1018	TAMCOT SPHINX	358	4.05	31.0	9.8	127	0.99	0.50	212	6.4
773	ACALA MAXXA	337	4.05	30.2	11.8	161	1.13	0.56	278	6.3
.	LSD	81	0.59	1.1	0.3	14	0.02	0.02	56	1.4

SL-HVI Starlab (Calibrated to USDA SL-HVI Std.)

VARIETY CODE	VARIETY NAME	MICRO- NAIRE (reading)	2.5% S.L. in.)	UNIFO- MITY (%)	STRE- NGTH (g/tex)	E	COLORIMETER HUNTER'S Rd	MICRO- NAIRE (Reading)	SEED YIELD (lb/ac)	OIL (%)	NITR OGEN (%)
-----------------	-----------------	------------------------------	----------------------	-----------------------	--------------------------	---	-------------------------------	------------------------------	--------------------------	------------	---------------------

1104	SG 747	5.75	1.00	81.9	30.0	8.6	67.0	7.9	5.80	1077	17.78	3.47
689	DELTAPINE 50	5.25	1.10	81.5	27.5	7.8	66.0	7.2	5.80	1118	19.94	3.43
1009	NU 33 B	5.65	1.10	83.2	32.0	8.1	66.5	6.4	5.70	958	19.66	3.35
1019	ALL TEX ATLAS	5.60	1.00	81.7	37.5	8.6	63.0	6.3	5.35	935	20.18	3.45
1018	TAMCOT SPHINX	5.30	1.00	81.4	34.0	7.8	66.0	7.7	5.50	796	18.50	3.52
773	ACALA MAXXA	5.15	1.10	84.0	41.5	8.4	61.5	6.3	5.15	796	19.70	4.11
.	LSD	0.55	.	1.2	3.2	0.7	4.6	1.3	0.75	282	1.29	0.43

VARIETY CODE	VARIETY NAME	---GOSSYPOL LEVELS---			-----AREALOMETER DATA-----						
		PLUS (+)	MINUS (-)	TOTAL (%)	A ---(mm2/mm3)---	D	I	M (%)	p (microns)	w (mg/in)	t (microns)
1104	SG 747	0.59	0.44	1.04	333	9.8	1.30	101	48.98	5.69	4.1
689	DELTAPINE 50	0.87	0.46	1.33
1009	NU 33 B	0.82	0.56	1.38	352	12.0	1.36	98	48.46	5.32	3.8
1019	ALL TEX ATLAS	0.73	0.51	1.23	376	13.3	1.39	98	46.24	4.76	3.5
1018	TAMCOT SPHINX	0.68	0.44	1.12
773	ACALA MAXXA	0.63	0.36	0.98	380	16.5	1.47	95	48.59	4.95	3.4
.	LSD	0.11	0.11	0.20	33.3	9.7	0.25	9	4.70	0.46	0.6

LOCATION=THRALL, TX

VARIETY CODE	VARIETY NAME	LINT	BOLL	LINT PERCENT	SEED INDEX	YARN	DIGITAL FIBROGRAPH		STELOMETER	
		YIELD (lb/acre)	SIZE (g/boll)			TENACITY (mN/TEX)	2.5% S.L. (inches)	50% S.L. (inches)	T1 (mN/tex)	E1 (%)
1104	SG 747	401	3.90	43.7	8.5	119	1.08	0.54	183	7.4
689	DELTAPINE 50	358	3.75	39.1	8.4	113	1.07	0.52	174	6.9
1018	TAMCOT SPHINX	317	3.20	40.7	8.9	134	1.05	0.53	200	5.7

1009	NU 33 B	292	3.10	39.7	8.4	121	1.09	0.54	193	6.2
1019	ALL TEX ATLAS	282	3.60	39.0	9.8	132	1.06	0.54	209	6.3
773	ACALA MAXXA	144	3.35	41.4	10.7	175	1.13	0.58	263	5.8
.	LSD	88	0.50	2.1	0.5	9	0.04	0.02	31	1.1

VARIETY CODE	VARIETY NAME	SL-HVI Starlab (Calibrated to USDA SL-HVI Std.)										
		MICRO- NAIRE (reading)	2.5% S.L. in.)	UNIFO- MITY (%)	STRE- NGTH (g/tex)	E	COLORIMETER HUNTER'S Rd	b	MICRO- NAIRE (Reading)	SEED YIELD (lb/ac)	OIL (%)	NITR OGEN (%)

1104	SG 747	5.30	1.05	83.3	28.5	8.8	68.0	7.3	5.45	513	16.85	3.21
689	DELTAPINE 50	4.75	1.10	81.6	26.0	8.5	67.5	6.0	4.90	563	19.74	3.20
1018	TAMCOT SPHINX	4.80	1.05	81.5	32.0	7.9	67.0	7.0	4.80	484	18.81	3.23
1009	NU 33 B	4.95	1.10	81.6	29.0	8.2	69.0	6.1	4.95	479	17.72	3.29
1019	ALL TEX ATLAS	4.55	1.05	81.9	34.5	8.8	64.5	7.0	4.60	459	19.95	3.21
773	ACALA MAXXA	4.15	1.10	84.1	39.0	8.6	66.0	6.5	4.15	212	18.11	4.04
.	LSD	0.51	0.13	0.7	2.3	0.5	7.8	1.9	0.63	237	1.75	0.25


VARIETY CODE	VARIETY NAME	---GOSSYPOL LEVELS---			-----AREALOMETER DATA-----						
		PLUS (+)	MINUS (-)	TOTAL (%)	A ---(mm2/mm3)---	D	I	M (%)	p (microns)	w (mg/in)	t (microns)

1104	SG 747	0.54	0.39	0.92	375	14.8	1.43	96	47.64	4.91	3.5
689	DELTAPINE 50	0.90	0.45	1.34
1018	TAMCOT SPHINX	0.66	0.41	1.06
1009	NU 33 B	0.70	0.43	1.13	390	18.8	1.52	93	48.97	4.85	3.3
1019	ALL TEX ATLAS	0.65	0.45	1.09	430	22.3	1.60	90	46.72	4.20	2.9
773	ACALA MAXXA	0.58	0.31	0.89	460	26.3	1.69	87	46.05	3.87	2.7
.	LSD	0.19	0.19	0.29	39.6	10.3	0.25	8	3.84	0.41	0.6

[RETURN TO 2001 NCVT COVER PAGE](#)



***Thank you for your interest in the ongoing work of the
National Cotton Variety Test Program.***

 Questions or comments to: ekeene@ars.usda.gov

United States Department of Agriculture

**Agricultural Research Service
Mid-South Area
Crop Genetics and Production Research Unit
National Cotton Variety Test Program
P O Box 345
Stoneville, MS 38776
(662) 686-5241
Fax (662) 686-5218**



Other links:

[Crop Genetics and Production Research Unit Home Page](#)

[Publications of the Crop Genetics & Production Research Unit](#)

[Jamie Whitten Delta States Research Center](#)

**All Internet Versions of the NCVT Publications are accessible through
either the Jamie Whitten Delta States Research Center or the
Crop Genetics and Production Research Unit sites**



2001 National Cotton Variety Test



Crop Genetics & Production Research Unit
P O Box 345
Stoneville, MS 38776

(662) 686-5378
(662) 686-5218 (fax)

National Cotton Variety Tests, 2001
Yield, Boll, Seed, Spinning and Data

2001 PLAINS REGIONAL COTTON VARIETY TEST

PLAINS REGION

VARIETIES COMBINING LOCATIONS

VARIETY CODE	VARIETY NAME	LINT	BOLL	LINT PERCENT	SEED INDEX	YARN TENACITY (mN/TEX)	DIGITAL FIBROGRAPH		STELOMETER	
		YIELD (lb/acre)	SIZE (g/boll)				2.5% S.L. (inches)	50% S.L. (inches)	T1 (mN/tex)	E1 (%)
1104	SG 747	927	5.21	40.4	10.3	105	1.12	0.54	175	9.4
1018	TAMCOT SPHINX	788	4.69	37.5	10.4	134	1.11	0.55	203	7.4
1134	PAYMASTER 2145 RR	782	5.13	38.9	10.4	115	1.03	0.52	183	7.3
1133	PAYMASTER 330	777	5.13	38.0	10.5	120	1.05	0.52	206	9.1
1009	NU 33 B	775	4.67	36.5	9.6	123	1.15	0.54	195	8.6
971	STV 474	769	4.81	40.8	10.5	117	1.12	0.54	183	7.7
1132	DP 2156	756	5.55	37.6	10.7	113	1.04	0.52	175	7.1
1136	PAYMASTER TEJAS	730	5.02	37.6	10.4	125	1.07	0.54	199	9.0
1135	PAYMASTER 2326 RR	722	5.11	37.6	10.7	125	1.08	0.54	201	8.0

1131 ALL TEX EXCESS	721	5.20	37.0	11.1	121	1.08	0.53	195	7.6
1019 ALL TEX ATLAS	720	5.49	37.4	10.9	125	1.07	0.53	199	8.5
906 SOUTHLAND 400	659	5.47	35.7	11.8	127	1.09	0.54	188	8.1
773 ACALA MAXXA	589	5.30	40.7	12.0	151	1.17	0.58	228	7.3
. LSD	101	0.36	1.1	0.5	9	0.03	0.02	16	0.8

SL-HVI Starlab (Calibrated to USDA SL-HVI Std.)

VARIETY CODE	VARIETY NAME	MICRO-NAIRE (reading)	2.5% S.L. (in.)	UNIFO-MITY (%)	STRE-NGTH (g/tex)	E	COLORIMETER HUNTER'S Rd	b	MICRO-NAIRE (Reading)	SEED YIELD (lb/ac)	OIL (%)	NITR OGEN (%)
1104	SG 747	4.94	1.11	83.9	26.4	9.4	71.9	9.0	5.00	1254	17.98	3.65
1018	TAMCOT SPHINX	4.68	1.13	82.9	31.6	8.7	72.3	8.2	4.66	1157	20.62	3.71
1134	PAYMASTER 2145 RR	4.86	1.04	81.8	30.3	8.7	70.4	8.5	4.89	1105	20.53	3.75
1133	PAYMASTER 330	4.66	1.06	81.9	30.1	9.3	71.5	8.2	4.75	1056	20.42	3.50
1009	NU 33 B	4.18	1.16	83.6	29.3	8.9	75.0	8.1	4.23	1216	18.82	3.48
971	STV 474	4.80	1.11	83.2	28.4	8.5	71.6	9.1	4.93	1062	18.51	3.59
1132	DP 2156	4.86	1.05	82.0	28.6	8.7	72.5	8.7	4.91	1163	20.78	3.55
1136	PAYMASTER TEJAS	4.81	1.05	82.3	31.1	9.4	71.4	8.7	4.91	1085	20.86	3.48
1135	PAYMASTER 2326 RR	4.69	1.06	82.8	30.5	8.8	69.0	8.7	4.78	1067	19.25	3.56
1131	ALL TEX EXCESS	4.74	1.06	82.1	30.6	8.9	70.9	8.4	4.79	1134	20.17	3.63
1019	ALL TEX ATLAS	4.66	1.05	82.3	31.5	9.0	71.5	8.3	4.75	1064	20.46	3.54
906	SOUTHLAND 400	4.66	1.10	82.7	31.3	8.9	71.8	8.3	4.75	997	20.51	3.74
773	ACALA MAXXA	4.05	1.16	84.8	33.9	8.5	74.3	8.0	4.11	771	19.70	3.96
.	LSD	0.29	0.04	1.2	1.6	0.3	2.3	0.6	0.35	197	0.98	0.20

---GOSSYPOL LEVELS---

-----AREALOMETER DATA-----

VARIETY CODE	VARIETY NAME	PLUS (+)	MINUS (-)	TOTAL (%)	A (mm2/mm3)	D	I	M (%)	p (microns)	w (mg/in)	t (microns)
1104	SG 747	0.59	0.49	1.08	427	26.0	1.68	86	49.90	4.60	2.9
1018	TAMCOT SPHINX	0.74	0.51	1.25
1134	PAYMASTER 2145 RR	0.64	0.45	1.08
1133	PAYMASTER 330	0.63	0.48	1.11
1009	NU 33 B	0.74	0.51	1.24	437	29.3	1.75	84	50.15	4.44	2.8
971	STV 474	0.86	0.61	1.47

1132 DP 2156	0.59	0.44	1.03
1136 PAYMASTER TEJAS	0.70	0.50	1.20
1135 PAYMASTER 2326 RR	0.63	0.47	1.05
1131 ALL TEX EXCESS	0.61	0.46	1.07
1019 ALL TEX ATLAS	0.64	0.47	1.12	425	27.5	1.71	85	50.58	4.61	2.9
906 SOUTHLAND 400	0.58	0.49	1.06
773 ACALA MAXXA	0.61	0.37	0.98	469	27.4	1.71	85	45.82	3.79	2.6
. LSD	0.07	0.06	0.14	51.7	3.6	0.07	3	6.06	0.90	0.4

INDIVIDUAL COMPONENT DATA - PLAINS REGION

----- BOLL SIZE, GRAM PER BOLL -----		----- LINT PERCENT -----		----- SEED INDEX -----	
DP 2156	5.55	STV 474	40.8	ACALA MAXXA	12.0
ALL TEX ATLAS	5.49	ACALA MAXXA	40.7	SOUTHLAND 400	11.8
SOUTHLAND 400	5.47	SG 747	40.4	ALL TEX EXCESS	11.1
ACALA MAXXA	5.30	PAYMASTER 2145 RR	38.9	ALL TEX ATLAS	10.9
SG 747	5.21	PAYMASTER 330	38.0	DP 2156	10.7
ALL TEX EXCESS	5.20	PAYMASTER 2326 RR	37.6	PAYMASTER 2326 RR	10.7
PAYMASTER 330	5.13	DP 2156	37.6	PAYMASTER 330	10.5
PAYMASTER 2145 RR	5.13	PAYMASTER TEJAS	37.6	STV 474	10.5
PAYMASTER 2326 RR	5.11	TAMCOT SPHINX	37.5	PAYMASTER 2145 RR	10.4
PAYMASTER TEJAS	5.02	ALL TEX ATLAS	37.4	TAMCOT SPHINX	10.4
STV 474	4.81	ALL TEX EXCESS	37.0	PAYMASTER TEJAS	10.4
TAMCOT SPHINX	4.69	NU 33 B	36.5	SG 747	10.3
NU 33 B	4.67	SOUTHLAND 400	35.7	NU 33 B	9.6
LSD	0.36	LSD	1.1	LSD	0.5
----- 2.5% S.L. (INCHES) -----		----- UR (PERCENT) -----		----- STRENGTH (G/TEX) -----	

ACALA MAXXA	1.16	ACALA MAXXA	84.8	ACALA MAXXA	33.9
NU 33 B	1.16	SG 747	83.9	TAMCOT SPHINX	31.6
TAMCOT SPHINX	1.13	NU 33 B	83.6	ALL TEX ATLAS	31.5
STV 474	1.11	STV 474	83.2	SOUTHLAND 400	31.3
SG 747	1.11	TAMCOT SPHINX	82.9	PAYMASTER TEJAS	31.1
SOUTHLAND 400	1.10	PAYMASTER 2326 RR	82.8	ALL TEX EXCESS	30.6
ALL TEX EXCESS	1.06	SOUTHLAND 400	82.7	PAYMASTER 2326 RR	30.5
PAYMASTER 2326 RR	1.06	ALL TEX ATLAS	82.3	PAYMASTER 2145 RR	30.3
PAYMASTER 330	1.06	PAYMASTER TEJAS	82.3	PAYMASTER 330	30.1
ALL TEX ATLAS	1.05	ALL TEX EXCESS	82.1	NU 33 B	29.3
DP 2156	1.05	DP 2156	82.0	DP 2156	28.6
PAYMASTER TEJAS	1.05	PAYMASTER 330	81.9	STV 474	28.4
PAYMASTER 2145 RR	1.04	PAYMASTER 2145 RR	81.8	SG 747	26.4
LSD	0.04	LSD	1.2	LSD	1.6

E

MICRONAIRE (SL-HVI)

COLORIMETER - Rd

SG 747	9.4	SG 747	5.00	NU 33 B	75.0
PAYMASTER TEJAS	9.4	STV 474	4.93	ACALA MAXXA	74.3
PAYMASTER 330	9.3	PAYMASTER TEJAS	4.91	DP 2156	72.5
ALL TEX ATLAS	9.0	DP 2156	4.91	TAMCOT SPHINX	72.3
SOUTHLAND 400	8.9	PAYMASTER 2145 RR	4.89	SG 747	71.9
ALL TEX EXCESS	8.9	ALL TEX EXCESS	4.79	SOUTHLAND 400	71.8
NU 33 B	8.9	PAYMASTER 2326 RR	4.78	STV 474	71.6
PAYMASTER 2326 RR	8.8	PAYMASTER 330	4.75	PAYMASTER 330	71.5
TAMCOT SPHINX	8.7	ALL TEX ATLAS	4.75	ALL TEX ATLAS	71.5
DP 2156	8.7	SOUTHLAND 400	4.75	PAYMASTER TEJAS	71.4
PAYMASTER 2145 RR	8.7	TAMCOT SPHINX	4.66	ALL TEX EXCESS	70.9
STV 474	8.5	NU 33 B	4.23	PAYMASTER 2145 RR	70.4
ACALA MAXXA	8.5	ACALA MAXXA	4.11	PAYMASTER 2326 RR	69.0
LSD	0.3	LSD	0.35	LSD	2.3

COLORIMETER - b

MICRONAIRE

STELOMETER - E1

STV 474	9.1	SG 747	4.94	SG 747	9.4
---------	-----	--------	------	--------	-----

SG 747	9.0	PAYMASTER 2145 RR	4.86	PAYMASTER 330	9.1
PAYMASTER TEJAS	8.7	DP 2156	4.86	PAYMASTER TEJAS	9.0
PAYMASTER 2326 RR	8.7	PAYMASTER TEJAS	4.81	NU 33 B	8.6
DP 2156	8.7	STV 474	4.80	ALL TEX ATLAS	8.5
PAYMASTER 2145 RR	8.5	ALL TEX EXCESS	4.74	SOUTHLAND 400	8.1
ALL TEX EXCESS	8.4	PAYMASTER 2326 RR	4.69	PAYMASTER 2326 RR	8.0
ALL TEX ATLAS	8.3	TAMCOT SPHINX	4.68	STV 474	7.7
SOUTHLAND 400	8.3	ALL TEX ATLAS	4.66	ALL TEX EXCESS	7.6
PAYMASTER 330	8.2	SOUTHLAND 400	4.66	TAMCOT SPHINX	7.4
TAMCOT SPHINX	8.2	PAYMASTER 330	4.66	PAYMASTER 2145 RR	7.3
NU 33 B	8.1	NU 33 B	4.18	ACALA MAXXA	7.3
ACALA MAXXA	8.0	ACALA MAXXA	4.05	DP 2156	7.1
LSD	0.6	LSD	0.29	LSD	0.8

 STELOMETER - T1

ACALA MAXXA	228
PAYMASTER 330	206
TAMCOT SPHINX	203
PAYMASTER 2326 RR	201
ALL TEX ATLAS	199
PAYMASTER TEJAS	199
NU 33 B	195
ALL TEX EXCESS	195
SOUTHLAND 400	188
STV 474	183
PAYMASTER 2145 RR	183
SG 747	175
DP 2156	175
LSD	16

 FIBROGRAPH--50% S.L.

ACALA MAXXA	0.58
TAMCOT SPHINX	0.55
NU 33 B	0.54
PAYMASTER 2326 RR	0.54
PAYMASTER TEJAS	0.54
SOUTHLAND 400	0.54
STV 474	0.54
SG 747	0.54
ALL TEX ATLAS	0.53
ALL TEX EXCESS	0.53
PAYMASTER 330	0.52
DP 2156	0.52
PAYMASTER 2145 RR	0.52
LSD	0.02

 FIBROGRAPH--2.5% S.L.

ACALA MAXXA	1.17
NU 33 B	1.15
SG 747	1.12
STV 474	1.12
TAMCOT SPHINX	1.11
SOUTHLAND 400	1.09
PAYMASTER 2326 RR	1.08
ALL TEX EXCESS	1.08
PAYMASTER TEJAS	1.07
ALL TEX ATLAS	1.07
PAYMASTER 330	1.05
DP 2156	1.04
PAYMASTER 2145 RR	1.03
LSD	0.03

 YARN TENACITY

 AREALOMETER - A (mm²/mm³)

 AREALOMETER - D (mm²/mm³)

ACALA MAXXA	151	ACALA MAXXA	469	NU 33 B	29.3
TAMCOT SPHINX	134	NU 33 B	437	ALL TEX ATLAS	27.5
SOUTHLAND 400	127	SG 747	427	ACALA MAXXA	27.4
PAYMASTER 2326 RR	125	ALL TEX ATLAS	425	SG 747	26.0
ALL TEX ATLAS	125	TAMCOT SPHINX	.	TAMCOT SPHINX	.
PAYMASTER TEJAS	125	SOUTHLAND 400	.	SOUTHLAND 400	.
NU 33 B	123	PAYMASTER 2326 RR	.	PAYMASTER 2326 RR	.
ALL TEX EXCESS	121	PAYMASTER TEJAS	.	PAYMASTER TEJAS	.
PAYMASTER 330	120	ALL TEX EXCESS	.	ALL TEX EXCESS	.
STV 474	117	PAYMASTER 330	.	PAYMASTER 330	.
PAYMASTER 2145 RR	115	STV 474	.	STV 474	.
DP 2156	113	PAYMASTER 2145 RR	.	PAYMASTER 2145 RR	.
SG 747	105	DP 2156	.	DP 2156	.
LSD	9	LSD	51.7	LSD	3.6

AREALOMETER - I

NU 33 B	1.75
ALL TEX ATLAS	1.71
ACALA MAXXA	1.71
SG 747	1.68
TAMCOT SPHINX	.
SOUTHLAND 400	.
PAYMASTER 2326 RR	.
PAYMASTER TEJAS	.
ALL TEX EXCESS	.
PAYMASTER 330	.
STV 474	.
PAYMASTER 2145 RR	.
DP 2156	.
LSD	0.07

AREALOMETER - M (PERCENT)

SG 747	86
ALL TEX ATLAS	85
ACALA MAXXA	85
NU 33 B	84
TAMCOT SPHINX	.
SOUTHLAND 400	.
PAYMASTER 2326 RR	.
PAYMASTER TEJAS	.
ALL TEX EXCESS	.
PAYMASTER 330	.
STV 474	.
PAYMASTER 2145 RR	.
DP 2156	.
LSD	3

AREALOMETER - p (Microns)

ALL TEX ATLAS	50.58
NU 33 B	50.15
SG 747	49.90
ACALA MAXXA	45.82
TAMCOT SPHINX	.
SOUTHLAND 400	.
PAYMASTER 2326 RR	.
PAYMASTER TEJAS	.
ALL TEX EXCESS	.
PAYMASTER 330	.
STV 474	.
PAYMASTER 2145 RR	.
DP 2156	.
LSD	6.06

AREALOMETER - w (MG/INCH)

AREALOMETER - t (MICRONS)

SEED YIELD (LB/ACRE)

ALL TEX ATLAS	4.61	ALL TEX ATLAS	2.9	SG 747	1254
SG 747	4.60	SG 747	2.9	NU 33 B	1216
NU 33 B	4.44	NU 33 B	2.8	DP 2156	1163
ACALA MAXXA	3.79	ACALA MAXXA	2.6	TAMCOT SPHINX	1157
TAMCOT SPHINX	.	TAMCOT SPHINX	.	ALL TEX EXCESS	1134
SOUTHLAND 400	.	SOUTHLAND 400	.	PAYMASTER 2145 RR	1105
PAYMASTER 2326 RR	.	PAYMASTER 2326 RR	.	PAYMASTER TEJAS	1085
PAYMASTER TEJAS	.	PAYMASTER TEJAS	.	PAYMASTER 2326 RR	1067
ALL TEX EXCESS	.	ALL TEX EXCESS	.	ALL TEX ATLAS	1064
PAYMASTER 330	.	PAYMASTER 330	.	STV 474	1062
STV 474	.	STV 474	.	PAYMASTER 330	1056
PAYMASTER 2145 RR	.	PAYMASTER 2145 RR	.	SOUTHLAND 400	997
DP 2156	.	DP 2156	.	ACALA MAXXA	771
LSD	0.90	LSD	0.4	LSD	197

OIL (PERCENT)

PAYMASTER TEJAS	20.86
DP 2156	20.78
TAMCOT SPHINX	20.62
PAYMASTER 2145 RR	20.53
SOUTHLAND 400	20.51
ALL TEX ATLAS	20.46
PAYMASTER 330	20.42
ALL TEX EXCESS	20.17
ACALA MAXXA	19.70
PAYMASTER 2326 RR	19.25
NU 33 B	18.82
STV 474	18.51
SG 747	17.98
LSD	0.98

MINUS GOSSYPOL

NITROGEN (PERCENT)

ACALA MAXXA	3.96
PAYMASTER 2145 RR	3.75
SOUTHLAND 400	3.74
TAMCOT SPHINX	3.71
SG 747	3.65
ALL TEX EXCESS	3.63
STV 474	3.59
PAYMASTER 2326 RR	3.56
DP 2156	3.55
ALL TEX ATLAS	3.54
PAYMASTER 330	3.50
PAYMASTER TEJAS	3.48
NU 33 B	3.48
LSD	0.20

TOTAL GOSSYPOL (PERCENT)

PLUS GOSSYPOL

STV 474	0.86
NU 33 B	0.74
TAMCOT SPHINX	0.74
PAYMASTER TEJAS	0.70
ALL TEX ATLAS	0.64
PAYMASTER 2145 RR	0.64
PAYMASTER 330	0.63
PAYMASTER 2326 RR	0.63
ACALA MAXXA	0.61
ALL TEX EXCESS	0.61
DP 2156	0.59
SG 747	0.59
SOUTHLAND 400	0.58
LSD	0.07

STV 474	0.61	STV 474	1.47
TAMCOT SPHINX	0.51	TAMCOT SPHINX	1.25
NU 33 B	0.51	NU 33 B	1.24
PAYMASTER TEJAS	0.50	PAYMASTER TEJAS	1.20
SG 747	0.49	ALL TEX ATLAS	1.12
SOUTHLAND 400	0.49	PAYMASTER 330	1.11
PAYMASTER 330	0.48	SG 747	1.08
PAYMASTER 2326 RR	0.47	PAYMASTER 2145 RR	1.08
ALL TEX ATLAS	0.47	ALL TEX EXCESS	1.07
ALL TEX EXCESS	0.46	SOUTHLAND 400	1.06
PAYMASTER 2145 RR	0.45	PAYMASTER 2326 RR	1.05
DP 2156	0.44	DP 2156	1.03
ACALA MAXXA	0.37	ACALA MAXXA	0.98
LSD	0.06	LSD	0.14

LOCATIONS COMBINING VARIETIES - PLAINS REGION

LOCATION	LINT	BOLL	LINT	SEED	YARN	DIGITAL FIBROGRAPH		STELOMETER	
	YIELD	SIZE				PERCENT	INDEX	TENACITY	2.5% S.L.
	(lb/acre)	(g/boll)			(mN/TEX)	(inches)	(inches)	(mN/tex)	(%)
ALTUS, OK (IRR)	1302	6.30	38.5	11.6	126	1.15	0.57	200	8.3
CHICKASHA, OK (IRR)	1005	5.79	39.1	11.2
LUBBOCK, TX (IRR)	903	5.03	37.3	11.1	126	1.09	0.54	200	8.3
CHILLICOTHE, TX (DRY)	846
CHICKASHA, OK (DRY)	575	5.11	40.3	10.6
TIPTON, OK	335	4.71	37.3	10.5	124	1.09	0.54	199	7.4
LAMESA, TX (DRY)	264	3.87	36.2	9.3	118	1.03	0.51	179	8.3

SL-HVI Starlab (Calibrated to USDA SL-HVI Std.)

MICRO-

2.5% UNIFO- STRE-

COLORIMETER

MICRO-

SEED

NITR

LOCATION	NAIRE (reading)	S.L. (in.)	MITY (%)	NGTH (g/tex)	E	HUNTER'S Rd	NAIRE b (Reading)	YIELD (lb/ac)	OIL (%)	OGEN (%)	
ALTUS, OK (IRR)	4.59	1.14	84.6	29.0	8.8	75.3	7.8	4.61	2054	21.75	3.56
CHICKASHA, OK (IRR)	1519	.	.
LUBBOCK, TX (IRR)	4.82	1.09	82.6	30.9	9.1	74.7	8.9	4.95	1196	20.19	3.81
CHILLICOTHE, TX (DRY)
CHICKASHA, OK (DRY)	718	.	.
TIPTON, OK	4.47	1.09	83.2	32.0	8.7	68.3	7.5	4.53	524	18.74	3.61
LAMESA, TX (DRY)	4.77	1.03	80.8	29.1	9.0	69.0	9.6	4.81	512	18.89	3.52

LOCATION	---GOSSYPOL LEVELS---			-----AREALOMETER DATA-----						
	PLUS (+)	MINUS (-)	TOTAL (%)	A ---(mm2/mm3)---	D	I	M (%)	p (microns)	w (mg/in)	t (microns)
ALTUS, OK (IRR)	0.78	0.60	1.38
CHICKASHA, OK (IRR)
LUBBOCK, TX (IRR)	0.64	0.49	1.13	436	26.0	1.68	86	48.62	4.35	2.8
CHILLICOTHE, TX (DRY)
CHICKASHA, OK (DRY)
TIPTON, OK	0.61	0.43	1.01
LAMESA, TX (DRY)	0.61	0.41	1.02	443	29.1	1.74	84	49.60	4.37	2.8

SUBREGION 11 - PLAINS

VARIETIES COMBINING LOCATIONS - LUBBOCK, TX AND LAMESA, TX

VARIETY CODE	VARIETY NAME	LINT YIELD (lb/acre)	BOLL SIZE (g/boll)	LINT PERCENT	SEED INDEX	YARN TENACITY (mN/TEX)	DIGITAL FIBROGRAPH 2.5% S.L. (inches)	50% S.L. (inches)	STELOMETER T1 (mN/tex)	E1 (%)
-----------------	-----------------	----------------------------	--------------------------	-----------------	---------------	------------------------------	---------------------------------------------	----------------------	------------------------------	-----------

1104	SG 747	760	5.08	39.4	9.9	107	1.10	0.52	166	9.7
971	STV 474	693	4.00	39.0	9.4	112	1.08	0.52	175	7.7
1009	NU 33 B	641	4.03	35.8	8.8	120	1.11	0.53	189	9.0
1132	DP 2156	631	5.08	36.5	10.5	112	1.02	0.51	169	7.5
1133	PAYMASTER 330	583	4.18	36.2	9.7	118	1.02	0.51	200	9.0
1136	PAYMASTER TEJAS	573	4.43	36.1	10.3	122	1.03	0.52	191	9.5
1135	PAYMASTER 2326 RR	564	4.28	35.6	10.2	125	1.05	0.52	199	8.2
1134	PAYMASTER 2145 RR	546	4.58	37.5	10.3	119	1.01	0.51	180	7.3
1018	TAMCOT SPHINX	542	4.18	37.0	9.5	125	1.05	0.53	183	7.8
1019	ALL TEX ATLAS	538	4.45	36.9	10.2	124	1.05	0.52	200	8.7
906	SOUTHLAND 400	529	4.48	34.7	11.4	125	1.06	0.52	185	8.4
1131	ALL TEX EXCESS	512	4.63	34.5	11.0	122	1.05	0.52	199	7.9
773	ACALA MAXXA	476	4.53	39.1	11.4	153	1.16	0.57	229	7.3
.	LSD	110	0.64	2.6	1.0	12	0.05	0.02	26	1.4

SL-HVI Starlab (Calibrated to USDA SL-HVI Std.)

VARIETY	VARIETY	MICRO-	2.5%	UNIFO-	STRE-		COLORIMETER	MICRO-	SEED		NITR	
CODE	NAME	NAIRE	S.L.	MITY	NGTH	E	HUNTER'S	NAIRE	YIELD	OIL	OGEN	
		(reading)	(in.)	(%)	(g/tex)		Rd	b (Reading)	(lb/ac)	(%)	(%)	
1104	SG 747	5.03	1.08	82.9	26.0	9.7	73.0	9.7	5.10	1083	17.74	3.76
971	STV 474	5.13	1.08	81.9	28.3	8.7	70.3	9.7	5.23	942	18.36	3.63
1009	NU 33 B	4.48	1.13	82.1	29.5	9.1	73.5	8.7	4.50	948	18.95	3.57
1132	DP 2156	5.00	1.03	81.2	28.0	8.8	72.5	9.5	5.10	896	19.88	3.55
1133	PAYMASTER 330	4.83	1.03	80.7	30.0	9.4	72.3	9.1	4.90	834	20.02	3.61
1136	PAYMASTER TEJAS	5.00	1.03	81.1	30.3	9.3	71.3	9.4	5.08	842	20.39	3.53
1135	PAYMASTER 2326 RR	4.68	1.05	81.5	30.3	8.9	69.5	9.5	4.80	861	18.49	3.72
1134	PAYMASTER 2145 RR	4.85	1.03	81.4	30.3	8.8	71.0	9.1	4.95	788	20.38	3.76
1018	TAMCOT SPHINX	4.90	1.08	80.9	30.3	8.7	72.3	9.2	5.00	798	19.78	3.67
1019	ALL TEX ATLAS	4.70	1.05	81.8	31.0	9.3	71.5	9.3	4.80	772	19.96	3.52
906	SOUTHLAND 400	4.78	1.08	81.4	30.8	9.1	72.8	9.3	4.90	890	20.72	3.74
1131	ALL TEX EXCESS	4.88	1.03	81.4	31.3	9.2	70.8	9.2	4.98	881	19.70	3.60
773	ACALA MAXXA	4.05	1.13	83.9	34.3	8.6	73.5	8.9	4.15	565	19.67	4.02
.	LSD	0.31	0.05	1.6	2.8	0.5	2.2	0.9	0.31	182	1.08	0.33

VARIETY CODE	VARIETY NAME	---GOSSYPOL LEVELS---			-----AREALOMETER DATA-----						
		PLUS (+)	MINUS (-)	TOTAL (%)	A ---(mm2/mm3)---	D	I	M (%)	p (microns)	w (mg/in)	t (microns)
1104	SG 747	0.59	0.49	1.09	427	26.0	1.68	86	49.90	4.60	2.9
971	STV 474	0.79	0.56	1.34
1009	NU 33 B	0.74	0.51	1.24	437	29.3	1.75	84	50.15	4.44	2.8
1132	DP 2156	0.57	0.42	0.99
1133	PAYMASTER 330	0.60	0.45	1.03
1136	PAYMASTER TEJAS	0.65	0.45	1.10
1135	PAYMASTER 2326 RR	0.58	0.42	1.00
1134	PAYMASTER 2145 RR	0.62	0.43	1.05
1018	TAMCOT SPHINX	0.66	0.46	1.12
1019	ALL TEX ATLAS	0.62	0.45	1.07	425	27.5	1.71	85	50.58	4.61	2.9
906	SOUTHLAND 400	0.57	0.48	1.05
1131	ALL TEX EXCESS	0.58	0.43	1.01
773	ACALA MAXXA	0.55	0.33	0.88	469	27.4	1.71	85	45.82	3.79	2.6
.	LSD	0.09	0.08	0.17	51.7	3.6	0.07	3	6.06	0.90	0.4

SUBREGION 12 - PLAINS

VARIETIES COMBINING LOCATIONS - ALTUS,OK, CHILLOCOTHE,TX, CHICKASHA,OK (IRR AND DRY) AND TIPTON,OK

VARIETY CODE	VARIETY NAME	LINT	BOLL	LINT PERCENT	SEED INDEX	YARN	DIGITAL FIBROGRAPH		STELOMETER	
		YIELD (lb/acre)	SIZE (g/boll)			TENACITY (mN/TEX)	2.5% S.L. (inches)	50% S.L. (inches)	T1 (mN/tex)	E1 (%)
1104	SG 747	994	5.28	40.9	10.4	104	1.14	0.55	184	9.0
1018	TAMCOT SPHINX	886	4.94	37.7	10.8	143	1.18	0.58	224	7.0
1134	PAYMASTER 2145 RR	876	5.40	39.6	10.5	112	1.06	0.53	186	7.2
1133	PAYMASTER 330	854	5.61	38.9	10.9	123	1.09	0.54	213	9.3
1009	NU 33 B	829	4.99	36.9	10.0	126	1.18	0.56	201	8.3
1132	DP 2156	806	5.79	38.1	10.8	114	1.06	0.53	181	6.7

1131	ALL TEX EXCESS	805	5.48	38.2	11.1	119	1.10	0.54	191	7.3
971	STV 474	799	5.21	41.7	11.0	122	1.15	0.55	192	7.7
1019	ALL TEX ATLAS	793	6.00	37.6	11.3	127	1.08	0.55	199	8.3
1136	PAYMASTER TEJAS	793	5.32	38.3	10.4	128	1.11	0.57	207	8.6
1135	PAYMASTER 2326 RR	785	5.53	38.6	10.9	126	1.11	0.56	203	7.8
906	SOUTHLAND 400	711	5.96	36.3	12.1	129	1.12	0.56	191	7.7
773	ACALA MAXXA	635	5.69	41.6	12.3	149	1.19	0.59	227	7.3
.	LSD	135	0.37	1.1	0.6	15	0.05	0.03	19	1.1

SL-HVI Starlab (Calibrated to USDA SL-HVI Std.)

VARIETY CODE	VARIETY NAME	MICRO-NAIRE (reading)	2.5% S.L. (in.)	UNIFORMITY (%)	STRENGTH (g/tex)	E	COLORIMETER HUNTER'S Rd	b	MICRO-NAIRE (Reading)	SEED YIELD (lb/ac)	OIL (%)	NITROGEN (%)
1104	SG 747	4.85	1.15	84.9	26.8	9.1	70.8	8.2	4.90	1339	18.23	3.54
1018	TAMCOT SPHINX	4.45	1.18	85.0	33.0	8.7	72.3	7.2	4.33	1337	21.46	3.75
1134	PAYMASTER 2145 RR	4.88	1.05	82.2	30.3	8.5	69.8	7.8	4.83	1264	20.69	3.75
1133	PAYMASTER 330	4.50	1.10	83.1	30.3	9.1	70.8	7.3	4.60	1167	20.83	3.39
1009	NU 33 B	3.88	1.20	85.0	29.0	8.6	76.5	7.5	3.95	1350	18.69	3.38
1132	DP 2156	4.73	1.08	82.9	29.3	8.5	72.5	7.8	4.73	1297	21.67	3.54
1131	ALL TEX EXCESS	4.60	1.10	82.9	30.0	8.6	71.0	7.6	4.60	1260	20.65	3.67
971	STV 474	4.48	1.15	84.5	28.5	8.4	73.0	8.6	4.63	1122	18.67	3.55
1019	ALL TEX ATLAS	4.63	1.05	82.9	32.0	8.7	71.5	7.3	4.70	1210	20.96	3.56
1136	PAYMASTER TEJAS	4.63	1.08	83.4	32.0	9.4	71.5	8.0	4.75	1207	21.34	3.43
1135	PAYMASTER 2326 RR	4.70	1.08	84.1	30.8	8.6	68.5	7.9	4.75	1169	20.01	3.40
906	SOUTHLAND 400	4.55	1.13	84.0	31.8	8.8	70.8	7.3	4.60	1050	20.30	3.74
773	ACALA MAXXA	4.05	1.20	85.7	33.5	8.4	75.0	7.1	4.08	874	19.73	3.91
.	LSD	0.51	0.06	1.8	2.0	0.5	4.2	1.1	0.73	289	1.77	0.32

---GOSSYPOL LEVELS---

-----AREALOMETER DATA-----

VARIETY CODE	VARIETY NAME	PLUS (+)	MINUS (-)	TOTAL (%)	A (mm2/mm3)	D	I	M (%)	p (microns)	w (mg/in)	t (microns)
1104	SG 747	0.59	0.49	1.08
1018	TAMCOT SPHINX	0.81	0.57	1.38
1134	PAYMASTER 2145 RR	0.66	0.46	1.11

1133	PAYMASTER 330	0.67	0.52	1.19
1009	NU 33 B	0.74	0.51	1.25
1132	DP 2156	0.62	0.46	1.08
1131	ALL TEX EXCESS	0.64	0.50	1.14
971	STV 474	0.94	0.67	1.61
1019	ALL TEX ATLAS	0.66	0.50	1.16
1136	PAYMASTER TEJAS	0.76	0.55	1.31
1135	PAYMASTER 2326 RR	0.68	0.53	1.11
906	SOUTHLAND 400	0.58	0.50	1.08
773	ACALA MAXXA	0.67	0.41	1.08
.	LSD	0.10	0.11	0.26

INDIVIDUAL LOCATIONS - PLAINS REGION

LOCATION=LUBBOCK, TX (IRR)

VARIETY	VARIETY	LINT	BOLL			YARN	DIGITAL FIBROGRAPH		STELOMETER	
CODE	NAME	YIELD	SIZE	LINT	SEED	TENACITY	2.5% S.L.	50% S.L.	T1	E1
		(lb/acre)	(g/boll)	PERCENT	INDEX	(mN/TEX)	(inches)	(inches)	(mN/tex)	(%)
1104	SG 747	1117	5.40	41.6	10.4	103	1.11	0.54	176	10.4
971	STV 474	1065	4.60	40.6	10.1	115	1.11	0.54	174	7.2
1009	NU 33 B	1003	4.35	35.9	9.2	125	1.12	0.55	200	9.3
1132	DP 2156	983	5.55	36.9	11.3	115	1.03	0.52	179	7.3
1133	PAYMASTER 330	914	4.90	36.8	10.4	126	1.05	0.52	217	8.8
1135	PAYMASTER 2326 RR	890	5.05	35.6	11.7	130	1.09	0.55	213	8.5
1136	PAYMASTER TEJAS	885	5.00	37.2	11.3	125	1.06	0.54	198	8.8
1018	TAMCOT SPHINX	860	4.85	37.8	10.5	132	1.09	0.55	188	7.4
1019	ALL TEX ATLAS	839	5.10	36.1	11.4	131	1.07	0.53	212	9.3
906	SOUTHLAND 400	837	4.85	35.8	12.3	126	1.09	0.54	184	8.4
1134	PAYMASTER 2145 RR	811	5.05	37.7	11.3	127	1.03	0.52	194	7.0

1131 ALL TEX EXCESS	771	5.70	33.9	12.3	132	1.12	0.55	230	8.5
773 ACALA MAXXA	770	5.05	39.9	12.4	152	1.19	0.58	232	7.2
. LSD	161	0.72	1.4	1.7	8	0.01	0.02	17	1.3

SL-HVI Starlab (Calibrated to USDA SL-HVI Std.)

VARIETY CODE	VARIETY NAME	MICRO- NAIRE (reading)	2.5% S.L. (in.)	UNIFO- MITY (%)	STRE- NGTH (g/tex)	E	COLORIMETER HUNTER'S Rd	b	MICRO- NAIRE (Reading)	SEED YIELD (lb/ac)	OIL (%)	NITR OGEN (%)
1104	SG 747	5.20	1.10	83.3	25.5	9.6	75.0	9.9	5.30	1307	18.06	4.05
971	STV 474	5.10	1.10	82.4	28.5	8.7	73.0	9.5	5.20	1246	18.63	3.96
1009	NU 33 B	4.45	1.15	82.8	31.0	9.4	77.0	8.7	4.50	1385	20.00	3.81
1132	DP 2156	5.05	1.05	81.6	28.5	8.8	75.5	9.5	5.20	1245	20.36	3.58
1133	PAYMASTER 330	4.85	1.05	81.7	30.5	9.3	75.0	8.7	5.05	1208	20.73	3.80
1135	PAYMASTER 2326 RR	4.75	1.10	82.9	31.0	9.2	73.0	8.9	5.00	1280	19.76	3.66
1136	PAYMASTER TEJAS	4.90	1.05	81.9	31.0	9.3	74.0	8.8	5.00	1174	21.34	3.66
1018	TAMCOT SPHINX	4.95	1.10	82.3	32.0	8.8	74.0	8.8	5.05	1178	20.44	3.86
1019	ALL TEX ATLAS	4.80	1.10	82.6	31.5	9.3	75.5	8.6	4.95	1128	21.08	3.65
906	SOUTHLAND 400	4.55	1.10	82.5	31.5	9.1	75.0	8.8	4.80	1249	21.14	3.89
1134	PAYMASTER 2145 RR	4.90	1.05	82.1	31.5	8.9	73.5	8.8	5.10	1085	20.57	3.79
1131	ALL TEX EXCESS	4.95	1.10	83.5	34.5	9.7	73.5	8.4	5.00	1231	20.34	3.70
773	ACALA MAXXA	4.15	1.15	84.1	34.5	8.6	77.5	8.8	4.25	827	20.04	4.16
.	LSD	0.22	0.10	1.1	1.5	0.5	2.5	0.4	0.16	357	1.09	0.26

---GOSSYPOL LEVELS---

-----AREALOMETER DATA-----

VARIETY CODE	VARIETY NAME	PLUS (+)	MINUS (-)	TOTAL (%)	A ---(mm2/mm3)---	D	M I (%)	p (microns)	w (mg/in)	t (microns)	
1104	SG 747	0.59	0.50	1.09	442	24.3	1.65	88	47.37	4.25	2.8
971	STV 474	0.75	0.55	1.29
1009	NU 33 B	0.80	0.56	1.36	432	28.0	1.72	85	50.10	4.49	2.8
1132	DP 2156	0.57	0.45	1.02
1133	PAYMASTER 330	0.58	0.48	1.05
1135	PAYMASTER 2326 RR	0.62	0.50	1.12
1136	PAYMASTER TEJAS	0.66	0.50	1.16

1018	TAMCOT SPHINX	0.70	0.51	1.21
1019	ALL TEX ATLAS	0.67	0.52	1.18	415	25.0	1.66	87	50.33	4.70	3.0
906	SOUTHLAND 400	0.60	0.53	1.13
1134	PAYMASTER 2145 RR	0.60	0.45	1.04
1131	ALL TEX EXCESS	0.59	0.50	1.09
773	ACALA MAXXA	0.59	0.38	0.96	456	26.8	1.70	86	46.70	3.96	2.7
.	LSD	0.10	0.10	0.18	103	8.2	0.16	7	13.92	2.20	0.6

LOCATION=LAMESA, TX (DRY)

VARIETY CODE	VARIETY NAME	LINT YIELD (lb/acre)	BOLL SIZE (g/boll)	LINT PERCENT	SEED INDEX	YARN TENACITY (mN/TEX)	DIGITAL FIBROGRAPH 2.5% S.L. (inches)	DIGITAL FIBROGRAPH 50% S.L. (inches)	STELOMETER T1 (mN/tex)	STELOMETER E1 (%)
1104	SG 747	403	4.75	37.2	9.5	111	1.09	0.51	157	9.0
971	STV 474	322	3.40	37.4	8.8	109	1.06	0.50	176	8.3
1134	PAYMASTER 2145 RR	282	4.10	37.3	9.4	112	1.00	0.50	166	7.7
1132	DP 2156	280	4.60	36.1	9.7	110	1.01	0.51	159	7.7
1009	NU 33 B	278	3.70	35.7	8.4	116	1.10	0.52	178	8.7
1136	PAYMASTER TEJAS	261	3.85	35.0	9.2	118	1.00	0.50	184	10.3
1131	ALL TEX EXCESS	253	3.55	35.1	9.7	113	0.99	0.50	168	7.3
1133	PAYMASTER 330	252	3.45	35.7	9.1	110	0.99	0.50	182	9.2
1019	ALL TEX ATLAS	238	3.80	37.7	9.1	118	1.03	0.51	188	8.2
1135	PAYMASTER 2326 RR	238	3.50	35.7	8.7	120	1.01	0.49	185	7.8
1018	TAMCOT SPHINX	224	3.50	36.2	8.6	119	1.01	0.51	177	8.2
906	SOUTHLAND 400	221	4.10	33.6	10.6	124	1.04	0.50	186	8.4
773	ACALA MAXXA	182	4.00	38.2	10.5	154	1.13	0.55	226	7.4
.	LSD	67	0.66	4.1	0.7	10	0.01	0.02	17	0.9

SL-HVI Starlab (Calibrated to USDA SL-HVI Std.)

VARIETY CODE	VARIETY NAME	MICRO-NAIRE (reading)	2.5% S.L. (in.)	UNIFO-MITY (%)	STRE-NGTH (g/tex)	SEED YIELD (lb/ac)	COLORIMETER HUNTER'S Rd	MICRO-NAIRE (Reading)	SEED YIELD (lb/ac)	OIL (%)	NITR OGEN (%)
--------------	--------------	-----------------------	-----------------	----------------	-------------------	--------------------	-------------------------	-----------------------	--------------------	---------	---------------

1104	SG 747	4.85	1.05	82.4	26.5	9.8	71.0	9.6	4.90	859	17.42	3.47
971	STV 474	5.15	1.05	81.3	28.0	8.7	67.5	9.9	5.25	638	18.09	3.30
1134	PAYMASTER 2145 RR	4.80	1.00	80.6	29.0	8.7	68.5	9.5	4.80	490	20.18	3.72
1132	DP 2156	4.95	1.00	80.8	27.5	8.8	69.5	9.5	5.00	546	19.41	3.52
1009	NU 33 B	4.50	1.10	81.4	28.0	8.9	70.0	8.6	4.50	511	17.91	3.34
1136	PAYMASTER TEJAS	5.10	1.00	80.4	29.5	9.4	68.5	10.0	5.15	511	19.44	3.39
1131	ALL TEX EXCESS	4.80	0.95	79.3	28.0	8.7	68.0	10.0	4.95	532	19.06	3.49
1133	PAYMASTER 330	4.80	1.00	79.8	29.5	9.5	69.5	9.6	4.75	460	19.31	3.42
1019	ALL TEX ATLAS	4.60	1.00	81.0	30.5	9.4	67.5	10.0	4.65	416	18.83	3.39
1135	PAYMASTER 2326 RR	4.60	1.00	80.0	29.5	8.6	66.0	10.0	4.60	442	17.23	3.79
1018	TAMCOT SPHINX	4.85	1.05	79.4	28.5	8.6	70.5	9.7	4.95	417	19.12	3.48
906	SOUTHLAND 400	5.00	1.05	80.4	30.0	9.0	70.5	9.7	5.00	531	20.29	3.60
773	ACALA MAXXA	3.95	1.10	83.7	34.0	8.6	69.5	9.0	4.05	302	19.30	3.88
.	LSD	0.55	0.10	1.8	1.7	0.6	2.9	0.6	0.55	257	1.96	0.31

VARIETY CODE	VARIETY NAME	---GOSSYPOL LEVELS---			-----AREALOMETER DATA-----						
		PLUS (+)	MINUS (-)	TOTAL (%)	A ---(mm2/mm3)---	D	I	M (%)	p (microns)	w (mg/in)	t (microns)
1104	SG 747	0.60	0.48	1.09	412	27.8	1.72	85	52.43	4.95	3.0
971	STV 474	0.82	0.57	1.39
1134	PAYMASTER 2145 RR	0.64	0.42	1.07
1132	DP 2156	0.57	0.39	0.96
1009	NU 33 B	0.67	0.46	1.12	443	30.5	1.77	83	50.20	4.40	2.7
1136	PAYMASTER TEJAS	0.64	0.40	1.04
1131	ALL TEX EXCESS	0.56	0.37	0.93
1133	PAYMASTER 330	0.61	0.41	1.02
1019	ALL TEX ATLAS	0.58	0.38	0.96	436	30.0	1.76	84	50.83	4.52	2.8
1135	PAYMASTER 2326 RR	0.54	0.34	0.88
1018	TAMCOT SPHINX	0.62	0.41	1.02
906	SOUTHLAND 400	0.54	0.43	0.97
773	ACALA MAXXA	0.51	0.29	0.79	482	28.0	1.72	85	44.93	3.62	2.6
.	LSD	0.15	0.15	0.28	74.4	14.7	0.29	11	2.77	0.91	0.6

LOCATION=ALTUS, OK (IRR)

VARIETY CODE	VARIETY NAME	LINT	BOLL	LINT PERCENT	SEED INDEX	YARN	DIGITAL FIBROGRAPH		STELOMETER	
		YIELD (lb/acre)	SIZE (g/boll)			TENACITY (mN/TEX)	2.5% S.L. (inches)	50% S.L. (inches)	T1 (mN/tex)	E1 (%)
1104	SG 747	1618	5.87	40.6	10.9	106	1.16	0.56	185	9.7
1134	PAYMASTER 2145 RR	1532	6.69	38.8	11.3	124	1.11	0.55	193	7.3
1018	TAMCOT SPHINX	1502	5.65	37.3	11.9	141	1.19	0.59	219	7.3
1133	PAYMASTER 330	1402	6.55	38.4	11.6	123	1.13	0.56	207	10.0
1132	DP 2156	1353	6.70	37.8	11.9	117	1.12	0.56	186	7.1
1135	PAYMASTER 2326 RR	1318	6.62	38.8	11.6	123	1.14	0.58	216	8.0
1131	ALL TEX EXCESS	1290	6.48	37.7	11.9	128	1.13	0.55	196	7.9
1019	ALL TEX ATLAS	1287	6.97	38.4	12.0	125	1.11	0.56	193	9.4
1136	PAYMASTER TEJAS	1285	6.45	37.4	11.6	122	1.11	0.57	207	8.5
1009	NU 33 B	1281	5.35	36.6	10.2	132	1.21	0.56	203	8.7
971	STV 474	1218	5.63	39.9	11.6	121	1.15	0.55	181	8.0
773	ACALA MAXXA	994	6.30	42.7	12.4	147	1.21	0.60	224	7.2
906	SOUTHLAND 400	851	6.64	36.2	12.5	127	1.14	0.57	193	8.6
.	LSD	88	0.35	1.0	0.5	10	0.02	0.02	20	1.5

SL-HVI Starlab (Calibrated to USDA SL-HVI Std.)

VARIETY CODE	VARIETY NAME	MICRO-	2.5%	UNIFO-	STRE-	E	COLORIMETER	MICRO-	SEED	OIL	NITR OGEN	
		NAIRE (reading)	S.L. (in.)	MITY (%)	NGTH (g/tex)		HUNTER'S Rd	NAIRE (Reading)	YIELD (lb/ac)			
1104	SG 747	4.65	1.20	85.3	25.5	9.0	76.0	9.0	4.45	2455	19.79	3.55
1134	PAYMASTER 2145 RR	4.85	1.10	83.5	29.5	8.6	73.5	7.5	4.75	2368	21.72	3.48
1018	TAMCOT SPHINX	4.65	1.20	84.7	31.5	8.8	75.0	7.2	4.65	2427	22.57	3.64
1133	PAYMASTER 330	4.80	1.10	83.8	28.0	9.3	75.5	8.0	5.00	2199	22.59	3.42
1132	DP 2156	4.75	1.10	83.5	28.5	8.6	75.5	7.7	4.80	2318	23.72	3.56
1135	PAYMASTER 2326 RR	4.90	1.10	85.3	29.0	9.0	71.5	7.9	5.00	2060	22.24	3.40
1131	ALL TEX EXCESS	4.65	1.10	84.0	28.5	8.7	75.5	7.3	4.45	2124	22.20	3.60
1019	ALL TEX ATLAS	4.80	1.10	84.4	31.5	8.9	76.5	7.9	4.80	2115	23.42	3.60
1136	PAYMASTER TEJAS	4.90	1.10	83.4	29.0	9.4	72.5	8.0	5.05	2105	23.25	3.38
1009	NU 33 B	3.85	1.20	85.6	27.5	8.6	78.5	7.8	3.85	2106	20.06	3.45

971 STV 474	4.25	1.20	84.4	27.0	8.3	76.5	8.9	4.45	1751	19.14	3.41
773 ACALA MAXXA	4.00	1.20	86.5	32.0	8.3	77.0	7.3	4.00	1322	20.58	4.06
906 SOUTHLAND 400	4.60	1.15	85.4	30.0	9.1	76.0	7.7	4.70	1354	21.54	3.72
. LSD	0.32	0.04	0.8	1.7	0.4	2.9	0.9	0.34	252	2.16	0.26

VARIETY CODE	VARIETY NAME	---GOSSYPOL LEVELS---			-----AREALOMETER DATA-----						
		PLUS (+)	MINUS (-)	TOTAL (%)	A ---(mm2/mm3)---	D	I	M (%)	p (microns)	w (mg/in)	t (microns)
1104	SG 747	0.72	0.61	1.33
1134	PAYMASTER 2145 RR	0.78	0.59	1.37
1018	TAMCOT SPHINX	0.89	0.64	1.53
1133	PAYMASTER 330	0.76	0.62	1.37
1132	DP 2156	0.70	0.55	1.25
1135	PAYMASTER 2326 RR	0.82	0.67	1.49
1131	ALL TEX EXCESS	0.72	0.60	1.32
1019	ALL TEX ATLAS	0.78	0.61	1.38
1136	PAYMASTER TEJAS	0.85	0.65	1.49
1009	NU 33 B	0.79	0.57	1.36
971	STV 474	0.97	0.71	1.68
773	ACALA MAXXA	0.71	0.43	1.14
906	SOUTHLAND 400	0.66	0.60	1.26
.	LSD	0.07	0.07	0.13

LOCATION=CHICKASHA, OK (DRY)

VARIETY CODE	VARIETY NAME	LINT	BOLL	LINT PERCENT	SEED INDEX	YARN	DIGITAL FIBROGRAPH		STELOMETER	
		YIELD (lb/acre)	SIZE (g/boll)			TENACITY (mN/TEX)	2.5% S.L. (inches)	50% S.L. (inches)	T1 (mN/tex)	E1 (%)
1009	NU 33 B	689	4.90	38.9	9.8
906	SOUTHLAND 400	664	5.67	37.9	11.9

1135	PAYMASTER 2326 RR	630	5.21	39.8	10.8
1104	SG 747	626	5.09	42.6	9.8
1133	PAYMASTER 330	622	5.23	40.5	11.1
971	STV 474	580	4.84	43.3	10.5
1131	ALL TEX EXCESS	565	4.99	39.9	10.4
1019	ALL TEX ATLAS	559	5.84	39.4	10.9
1136	PAYMASTER TEJAS	533	4.50	39.6	10.1
1018	TAMCOT SPHINX	528	4.40	39.0	10.1
1134	PAYMASTER 2145 RR	516	4.81	42.2	9.7
1132	DP 2156	511	5.44	39.6	10.4
773	ACALA MAXXA	452	5.54	41.5	12.4
.	LSD	104	0.71	2.5	1.1

SL-HVI Starlab (Calibrated to USDA SL-HVI Std.)

VARIETY CODE	VARIETY NAME	MICRO-NAIRE (reading)	2.5% S.L. (in.)	UNIFO-MITY (%)	STRE-NGTH (g/tex)	E	COLORIMETER HUNTER'S Rd	MICRO-NAIRE b (Reading)	SEED YIELD (lb/ac)	OIL (%)	NITR OGEN (%)
1009	NU 33 B	912	.	.
906	SOUTHLAND 400	898	.	.
1135	PAYMASTER 2326 RR	809	.	.
1104	SG 747	832	.	.
1133	PAYMASTER 330	722	.	.
971	STV 474	629	.	.
1131	ALL TEX EXCESS	722	.	.
1019	ALL TEX ATLAS	781	.	.
1136	PAYMASTER TEJAS	686	.	.
1018	TAMCOT SPHINX	592	.	.
1134	PAYMASTER 2145 RR	509	.	.
1132	DP 2156	680	.	.
773	ACALA MAXXA	564	.	.
.	LSD	202	.	.

---GOSSYPOL LEVELS---

VARIETY CODE	VARIETY NAME	PLUS (+)	MINUS (-)	TOTAL (%)	A	D	AREALOMETER DATA I	M (%)	p (microns)	w (mg/in)	t (microns)
					---(mm2/mm3)---						

```

-----
1009 NU 33 B      .      .      .      .      .      .      .      .      .      .      .
  906 SOUTHLAND 400 .      .      .      .      .      .      .      .      .      .      .
1135 PAYMASTER 2326 RR .      .      .      .      .      .      .      .      .      .      .
1104 SG 747      .      .      .      .      .      .      .      .      .      .      .
1133 PAYMASTER 330 .      .      .      .      .      .      .      .      .      .      .
  971 STV 474    .      .      .      .      .      .      .      .      .      .      .
1131 ALL TEX EXCESS .      .      .      .      .      .      .      .      .      .      .
1019 ALL TEX ATLAS .      .      .      .      .      .      .      .      .      .      .
1136 PAYMASTER TEJAS .      .      .      .      .      .      .      .      .      .      .
1018 TAMCOT SPHINX .      .      .      .      .      .      .      .      .      .      .
1134 PAYMASTER 2145 RR .      .      .      .      .      .      .      .      .      .      .
1132 DP 2156    .      .      .      .      .      .      .      .      .      .      .
  773 ACALA MAXXA .      .      .      .      .      .      .      .      .      .      .
    . LSD       .      .      .      .      .      .      .      .      .      .      .
-----

```

LOCATION=CHICKASHA, OK (IRR)

```

-----
VARIETY  VARIETY          LINT    BOLL      YARN    DIGITAL FIBROGRAPH    STELOMETER
CODE     NAME             YIELD   SIZE      TENACITY 2.5% S.L.  50% S.L.  T1    E1
          (lb/acre)(g/boll) PERCENT  INDEX (mN/TEX) (inches) (inches) (mN/tex) (%)
-----
1104 SG 747      1300    5.48      40.9    10.6      .      .      .      .      .
  971 STV 474    1163    5.55      42.9    11.3      .      .      .      .      .
1134 PAYMASTER 2145 RR 1130    5.63      38.8    11.6      .      .      .      .      .
1018 TAMCOT SPHINX 1012    5.40      37.8    11.1      .      .      .      .      .
1009 NU 33 B    1011    5.34      37.7    10.3      .      .      .      .      .
1132 DP 2156    1001    6.15      39.7    10.8      .      .      .      .      .
1136 PAYMASTER TEJAS  981    5.67      38.6    10.4      .      .      .      .      .
1019 ALL TEX ATLAS  939    6.41      37.6    11.5      .      .      .      .      .
  906 SOUTHLAND 400  939    6.63      37.1    12.4      .      .      .      .      .
1131 ALL TEX EXCESS  932    5.84      38.8    11.3      .      .      .      .      .
1133 PAYMASTER 330  930    5.71      38.6    11.1      .      .      .      .      .
1135 PAYMASTER 2326 RR 874    5.70      38.6    11.1      .      .      .      .      .
  773 ACALA MAXXA  860    5.84      41.6    12.0      .      .      .      .      .
-----

```


1131	ALL TEX EXCESS
1133	PAYMASTER 330
1135	PAYMASTER 2326 RR
773	ACALA MAXXA
.	LSD

LOCATION=CHILLICOTHE, TX (DRY)

VARIETY CODE	VARIETY NAME	LINT	BOLL	LINT PERCENT	SEED INDEX	YARN	DIGITAL FIBROGRAPH		STELOMETER	
		YIELD (lb/acre)	SIZE (g/boll)			TENACITY (mN/TEX)	2.5% S.L. (inches)	50% S.L. (inches)	T1 (mN/tex)	E1 (%)
1104	SG 747	1120
1133	PAYMASTER 330	948
1018	TAMCOT SPHINX	938
1134	PAYMASTER 2145 RR	881
1019	ALL TEX ATLAS	876
1131	ALL TEX EXCESS	857
1009	NU 33 B	849
906	SOUTHLAND 400	826
1135	PAYMASTER 2326 RR	816
1132	DP 2156	816
1136	PAYMASTER TEJAS	790
971	STV 474	704
773	ACALA MAXXA	572
.	LSD	190

SL-HVI Starlab (Calibrated to USDA SL-HVI Std.)

VARIETY CODE	VARIETY NAME	MICRO-	2.5%	UNIFO-	STRE-	E	COLORIMETER	MICRO-	SEED	OIL (%)	NITR OGEN (%)
		NAIRE (reading)	S.L. (in.)	MITY (%)	NGTH (g/tex)		HUNTER'S Rd	NAIRE b (Reading)	YIELD (lb/ac)		

LOCATION=TIPTON, OK

VARIETY CODE	VARIETY NAME	LINT	BOLL	LINT PERCENT	SEED INDEX	YARN	DIGITAL FIBROGRAPH		STELOMETER	
		YIELD (lb/acre)	SIZE (g/boll)			TENACITY (mN/TEX)	2.5% S.L. (inches)	50% S.L. (inches)	T1 (mN/tex)	E1 (%)
1018	TAMCOT SPHINX	450	4.33	36.8	10.4	146	1.16	0.57	229	6.7
1131	ALL TEX EXCESS	382	4.63	36.5	10.8	111	1.07	0.52	186	6.7
1136	PAYMASTER TEJAS	375	4.67	37.8	9.7	133	1.10	0.56	208	8.7
1133	PAYMASTER 330	367	4.95	38.3	9.8	123	1.05	0.52	219	8.6
1132	DP 2156	350	4.89	35.4	10.3	110	1.01	0.50	176	6.3
971	STV 474	328	4.85	40.7	10.8	123	1.15	0.55	203	7.4
1134	PAYMASTER 2145 RR	321	4.49	38.7	9.4	100	1.00	0.51	180	7.2
1009	NU 33 B	315	4.40	34.4	9.9	121	1.15	0.55	198	7.9
1104	SG 747	306	4.69	39.8	10.6	103	1.11	0.54	183	8.4
1019	ALL TEX ATLAS	304	4.80	35.2	10.9	129	1.06	0.53	205	7.2
773	ACALA MAXXA	296	5.08	40.6	12.4	152	1.16	0.57	231	7.4
1135	PAYMASTER 2326 RR	286	4.59	37.1	10.4	129	1.08	0.55	190	7.7
906	SOUTHLAND 400	276	4.92	33.8	11.5	130	1.09	0.54	189	6.9
.	LSD	38	0.35	0.9	0.6	5	0.03	0.02	10	0.7

SL-HVI Starlab (Calibrated to USDA SL-HVI Std.)

VARIETY CODE	VARIETY NAME	MICRO-	2.5%	UNIFO-	STRE-	E	COLORIMETER		MICRO-	SEED	OIL	NITR OGEN
		NAIRE (reading)	S.L. (in.)	MITY (%)	NGTH (g/tex)		HUNTER'S Rd	b (Reading)	NAIRE (Reading)	YIELD (lb/ac)		
1018	TAMCOT SPHINX	4.25	1.15	85.4	34.5	8.7	69.5	7.2	4.00	691	20.36	3.86
1131	ALL TEX EXCESS	4.55	1.10	81.9	31.5	8.6	66.5	7.8	4.75	624	19.11	3.74
1136	PAYMASTER TEJAS	4.35	1.05	83.5	35.0	9.5	70.5	8.0	4.45	497	19.42	3.48
1133	PAYMASTER 330	4.20	1.10	82.5	32.5	8.9	66.0	6.7	4.20	505	19.07	3.37
1132	DP 2156	4.70	1.05	82.2	30.0	8.5	69.5	8.0	4.65	682	19.63	3.52
971	STV 474	4.70	1.10	84.7	30.0	8.5	69.5	8.3	4.80	449	18.19	3.69
1134	PAYMASTER 2145 RR	4.90	1.00	80.9	31.0	8.4	66.0	8.1	4.90	508	19.66	4.02
1009	NU 33 B	3.90	1.20	84.5	30.5	8.6	74.5	7.3	4.05	564	17.32	3.32
1104	SG 747	5.05	1.10	84.4	28.0	9.3	65.5	7.5	5.35	403	16.67	3.52
1019	ALL TEX ATLAS	4.45	1.00	81.4	32.5	8.5	66.5	6.7	4.60	529	18.50	3.51

773	ACALA	MAXXA	4.10	1.20	84.9	35.0	8.5	73.0	6.9	4.15	430	18.89	3.77
1135	PAYMASTER	2326 RR	4.50	1.05	83.0	32.5	8.3	65.5	7.9	4.50	474	17.78	3.40
906	SOUTHLAND	400	4.50	1.10	82.7	33.5	8.5	65.5	6.9	4.50	456	19.07	3.77
.	LSD		0.32	0.04	0.8	2.4	0.4	2.4	0.8	0.36	65	0.89	0.17


VARIETY CODE	VARIETY NAME	---GOSSYPOL LEVELS---			-----AREALOMETER DATA-----								
		PLUS (+)	MINUS (-)	TOTAL (%)	A ---(mm2/mm3)---	D	I	M (%)	p (microns)	w (mg/in)	t (microns)		
1018	TAMCOT SPHINX	0.74	0.50	1.24
1131	ALL TEX EXCESS	0.56	0.40	0.96
1136	PAYMASTER TEJAS	0.67	0.46	1.13
1133	PAYMASTER 330	0.59	0.43	1.01
1132	DP 2156	0.53	0.38	0.90
971	STV 474	0.90	0.64	1.54
1134	PAYMASTER 2145 RR	0.53	0.33	0.86
1009	NU 33 B	0.69	0.46	1.15
1104	SG 747	0.45	0.37	0.83
1019	ALL TEX ATLAS	0.55	0.40	0.95
773	ACALA MAXXA	0.63	0.39	1.01
1135	PAYMASTER 2326 RR	0.55	0.40	0.73
906	SOUTHLAND 400	0.51	0.41	0.91
.	LSD	0.06	0.06	0.11

[RETURN TO 2001 NCVT COVER PAGE](#)



Thank you for your interest in the ongoing work of the

National Cotton Variety Test Program.

 Questions or comments to: ekeene@ars.usda.gov

United States Department of Agriculture

**Agricultural Research Service
Mid-South Area
Crop Genetics and Production Research Unit
National Cotton Variety Test Program
P O Box 345
Stoneville, MS 38776
(662) 686-5241
Fax (662) 686-5218**



Other links:

[Crop Genetics and Production Research Unit Home Page](#)

[Publications of the Crop Genetics & Production Research Unit](#)

[Jamie Whitten Delta States Research Center](#)

**All Internet Versions of the NCVT Publications are accessible through
either the Jamie Whitten Delta States Research Center or the
Crop Genetics and Production Research Unit sites**



2001 National Cotton Variety Test



Crop Genetics & Production Research Unit
P O Box 345
Stoneville, MS 38776

(662) 686-5378
(662) 686-5218 (fax)

National Cotton Variety Tests, 2001
Yield, Boll, Seed, Spinning and Data

2001 WESTERN REGIONAL COTTON VARIETY TEST

WESTERN REGION

VARIETIES COMBINING LOCATIONS

VARIETY CODE	VARIETY NAME	LINT YIELD (lb/acre)	BOLL SIZE (g/boll)	LINT PERCENT	SEED INDEX	YARN TENACITY (mN/TEX)	DIGITAL 2.5% S.L. (inches)	FIBROGRAPH 50% S.L. (inches)	STELOMETER T1 (mN/tex)	E1 (%)
1104	SG 747	1506	5.17	40.0	10.2	121	1.16	0.56	183	8.7
1009	NU 33 B	1478	4.49	39.3	8.6	119	1.14	0.54	185	9.3
1198	W 1218	1423	5.20	39.3	10.0	139	1.22	0.57	220	9.5
1197	NM 970123	1380	5.41	42.9	10.7	158	1.21	0.59	233	8.4
1128	ACALA 1517-99	1314	5.14	38.9	10.8	146	1.20	0.58	224	7.9
773	ACALA MAXXA	1132	5.67	42.5	11.1	146	1.17	0.57	210	7.7
1167	NM 970513	1007	5.28	36.4	11.2	164	1.20	0.59	249	6.8
1019	ALL TEX ATLAS	974	5.50	38.1	10.4	122	1.09	0.54	196	8.8
.	LSD	207	0.41	2.8	0.6	17	0.04	0.02	28	1.3

SL-HVI Starlab (Calibrated to USDA SL-HVI Std.)

VARIETY CODE	VARIETY NAME	MICRO- NAIRE (reading)	2.5% S.L. (in.)	UNIFO- MITY (%)	STRE- NGTH (g/tex)	E	COLORIMETER HUNTER'S Rd	b	MICRO- NAIRE (Reading)	SEED YIELD (lb/ac)	OIL (%)	NITR OGEN (%)
1104	SG 747	4.78	1.18	84.6	27.5	8.7	76.3	8.9	4.90	1747	20.48	3.18
1009	NU 33 B	4.53	1.17	83.4	27.8	8.7	76.5	8.0	4.62	1800	20.86	3.03
1198	W 1218	4.28	1.25	84.8	32.0	8.5	76.3	8.4	4.35	1703	21.58	3.18
1197	NM 970123	4.53	1.22	86.2	35.2	8.7	76.2	8.0	4.58	1518	17.01	3.65
1128	ACALA 1517-99	4.20	1.23	85.1	32.3	8.4	75.5	8.3	4.22	1684	22.40	3.36
	773 ACALA MAXXA	4.30	1.17	85.0	32.0	8.3	74.0	7.8	4.30	1272	21.18	3.52
1167	NM 970513	4.43	1.20	85.4	37.3	8.4	75.3	8.3	4.43	1425	22.18	3.22
1019	ALL TEX ATLAS	4.82	1.08	82.7	29.0	9.0	76.3	8.0	4.92	1261	21.50	3.22
	. LSD	0.32	0.06	0.8	3.0	0.4	1.3	0.6	0.36	299	1.86	0.22

---GOSSYPOL LEVELS---

-----AREALOMETER DATA-----

VARIETY CODE	VARIETY NAME	PLUS (+)	MINUS (-)	TOTAL (%)	A ---(mm2/mm3)---	D	I	M (%)	p (microns)	w (mg/in)	t (microns)
1104	SG 747	0.86	0.68	1.54	412	23.3	1.62	89	49.92	4.76	3.1
1009	NU 33 B	0.97	0.71	1.68	435	30.2	1.76	83	50.82	4.53	2.8
1198	W 1218	0.83	0.57	1.40
1197	NM 970123	0.64	0.38	1.02
1128	ACALA 1517-99	0.83	0.61	1.44
	773 ACALA MAXXA	0.77	0.47	1.24	447	28.8	1.74	84	48.82	4.23	2.7
1167	NM 970513	0.80	0.58	1.37
1019	ALL TEX ATLAS	0.85	0.66	1.51	408	21.8	1.59	90	48.92	4.64	3.1
	. LSD	0.10	0.09	0.18	40.6	10.1	0.21	8	8.46	1.09	0.3

INDIVIDUAL COMPONENT DATA

BOLL SIZE, GRAM PER BOLL		LINT PERCENT		SEED INDEX	
ACALA MAXXA	5.67	NM 970123	42.9	NM 970513	11.2
ALL TEX ATLAS	5.50	ACALA MAXXA	42.5	ACALA MAXXA	11.1
NM 970123	5.41	SG 747	40.0	ACALA 1517-99	10.8
NM 970513	5.28	NU 33 B	39.3	NM 970123	10.7
W 1218	5.20	W 1218	39.3	ALL TEX ATLAS	10.4
SG 747	5.17	ACALA 1517-99	38.9	SG 747	10.2
ACALA 1517-99	5.14	ALL TEX ATLAS	38.1	W 1218	10.0
NU 33 B	4.49	NM 970513	36.4	NU 33 B	8.6
LSD	0.41	LSD	2.8	LSD	0.6

2.5% S.L. (INCHES)		UR (PERCENT)		STRENGTH (G/TEX)	
W 1218	1.25	NM 970123	86.2	NM 970513	37.3
ACALA 1517-99	1.23	NM 970513	85.4	NM 970123	35.2
NM 970123	1.22	ACALA 1517-99	85.1	ACALA 1517-99	32.3
NM 970513	1.20	ACALA MAXXA	85.0	ACALA MAXXA	32.0
SG 747	1.18	W 1218	84.8	W 1218	32.0
ACALA MAXXA	1.17	SG 747	84.6	ALL TEX ATLAS	29.0
NU 33 B	1.17	NU 33 B	83.4	NU 33 B	27.8
ALL TEX ATLAS	1.08	ALL TEX ATLAS	82.7	SG 747	27.5
LSD	0.06	LSD	0.8	LSD	3.0

E		MICRONAIRE (SL-HVI)		COLORIMETER - Rd	
ALL TEX ATLAS	9.0	ALL TEX ATLAS	4.92	NU 33 B	76.5

NM 970123	8.7	SG 747	4.90	ALL TEX ATLAS	76.3
SG 747	8.7	NU 33 B	4.62	SG 747	76.3
NU 33 B	8.7	NM 970123	4.58	W 1218	76.3
W 1218	8.5	NM 970513	4.43	NM 970123	76.2
ACALA 1517-99	8.4	W 1218	4.35	ACALA 1517-99	75.5
NM 970513	8.4	ACALA MAXXA	4.30	NM 970513	75.3
ACALA MAXXA	8.3	ACALA 1517-99	4.22	ACALA MAXXA	74.0
LSD	0.4	LSD	0.36	LSD	1.3

 COLORIMETER - b

SG 747	8.9
W 1218	8.4
ACALA 1517-99	8.3
NM 970513	8.3
NU 33 B	8.0
NM 970123	8.0
ALL TEX ATLAS	8.0
ACALA MAXXA	7.8
LSD	0.6

 MICRONAIRE

ALL TEX ATLAS	4.82
SG 747	4.78
NM 970123	4.53
NU 33 B	4.53
NM 970513	4.43
ACALA MAXXA	4.30
W 1218	4.28
ACALA 1517-99	4.20
LSD	0.32

 STELOMETER - E1

W 1218	9.5
NU 33 B	9.3
ALL TEX ATLAS	8.8
SG 747	8.7
NM 970123	8.4
ACALA 1517-99	7.9
ACALA MAXXA	7.7
NM 970513	6.8
LSD	1.3

 STELOMETER - T1

NM 970513	249
NM 970123	233
ACALA 1517-99	224
W 1218	220
ACALA MAXXA	210
ALL TEX ATLAS	196
NU 33 B	185
SG 747	183
LSD	28

 FIBROGRAPH--50% S.L.

NM 970123	0.59
NM 970513	0.59
ACALA 1517-99	0.58
W 1218	0.57
ACALA MAXXA	0.57
SG 747	0.56
ALL TEX ATLAS	0.54
NU 33 B	0.54
LSD	0.02

 FIBROGRAPH--2.5% S.L.

W 1218	1.22
NM 970123	1.21
NM 970513	1.20
ACALA 1517-99	1.20
ACALA MAXXA	1.17
SG 747	1.16
NU 33 B	1.14
ALL TEX ATLAS	1.09
LSD	0.04

YARN TENACITY		AREALOMETER - A (mm ² /mm ³)		AREALOMETER - D (mm ² /mm ³)	
NM 970513	164	ACALA MAXXA	447	NU 33 B	30.2
NM 970123	158	NU 33 B	435	ACALA MAXXA	28.8
ACALA 1517-99	146	SG 747	412	SG 747	23.3
ACALA MAXXA	146	ALL TEX ATLAS	408	ALL TEX ATLAS	21.8
W 1218	139	NM 970513	.	NM 970513	.
ALL TEX ATLAS	122	NM 970123	.	NM 970123	.
SG 747	121	ACALA 1517-99	.	ACALA 1517-99	.
NU 33 B	119	W 1218	.	W 1218	.
LSD	17	LSD	40.6	LSD	10.1
AREALOMETER - I		AREALOMETER - M (PERCENT)		AREALOMETER - p (Microns)	
NU 33 B	1.76	ALL TEX ATLAS	90	NU 33 B	50.82
ACALA MAXXA	1.74	SG 747	89	SG 747	49.92
SG 747	1.62	ACALA MAXXA	84	ALL TEX ATLAS	48.92
ALL TEX ATLAS	1.59	NU 33 B	83	ACALA MAXXA	48.82
NM 970513	.	NM 970513	.	NM 970513	.
NM 970123	.	NM 970123	.	NM 970123	.
ACALA 1517-99	.	ACALA 1517-99	.	ACALA 1517-99	.
W 1218	.	W 1218	.	W 1218	.
LSD	0.21	LSD	8	LSD	8.46
AREALOMETER - w (MG/INCH)		AREALOMETER - t (MICRONS)		SEED YIELD (LB/ACRE)	
SG 747	4.76	ALL TEX ATLAS	3.1	NU 33 B	1800
ALL TEX ATLAS	4.64	SG 747	3.1	SG 747	1747
NU 33 B	4.53	NU 33 B	2.8	W 1218	1703
ACALA MAXXA	4.23	ACALA MAXXA	2.7	ACALA 1517-99	1684
NM 970513	.	NM 970513	.	NM 970123	1518

NM 970123	.
ACALA 1517-99	.
W 1218	.
LSD	1.09

NM 970123	.
ACALA 1517-99	.
W 1218	.
LSD	0.3

NM 970513	1425
ACALA MAXXA	1272
ALL TEX ATLAS	1261
LSD	299

OIL (PERCENT)

ACALA 1517-99	22.40
NM 970513	22.18
W 1218	21.58
ALL TEX ATLAS	21.50
ACALA MAXXA	21.18
NU 33 B	20.86
SG 747	20.48
NM 970123	17.01
LSD	1.86

NITROGEN (PERCENT)

NM 970123	3.65
ACALA MAXXA	3.52
ACALA 1517-99	3.36
NM 970513	3.22
ALL TEX ATLAS	3.22
W 1218	3.18
SG 747	3.18
NU 33 B	3.03
LSD	0.22

PLUS GOSSYPOL

NU 33 B	0.97
SG 747	0.86
ALL TEX ATLAS	0.85
ACALA 1517-99	0.83
W 1218	0.83
NM 970513	0.80
ACALA MAXXA	0.77
NM 970123	0.64
LSD	0.10

MINUS GOSSYPOL

NU 33 B	0.71
SG 747	0.68
ALL TEX ATLAS	0.66
ACALA 1517-99	0.61
NM 970513	0.58
W 1218	0.57
ACALA MAXXA	0.47
NM 970123	0.38
LSD	0.09

TOTAL GOSSYPOL (PERCENT)

NU 33 B	1.68
SG 747	1.54
ALL TEX ATLAS	1.51
ACALA 1517-99	1.44
W 1218	1.40
NM 970513	1.37
ACALA MAXXA	1.24
NM 970123	1.02
LSD	0.18

LOCATIONS COMBINING VARIETIES

LOCATION	LINT	BOLL	LINT PERCENT	SEED INDEX	YARN	DIGITAL FIBROGRAPH		STELOMETER	
	YIELD (lb/acre)	SIZE (g/boll)			TENACITY (mN/TEX)	2.5% S.L. (inches)	50% S.L. (inches)	T1 (mN/tex)	E1 (%)
UNIVERSITY PARK, NM	1778	5.56	.	10.3	140	1.18	0.58	217	10.4
ARTESIA, NM (IRR)	1261	5.77	40.5	11.0	134	1.20	0.57	211	7.2
PECOS, TX (IRR)	792	4.38	38.8	9.9	144	1.15	0.55	209	7.4

LOCATION	MICRO- NAIRE (reading)	SL-HVI Starlab (Calibrated to USDA SL-HVI Std.)		STRE- NGTH (g/tex)	SEED YIELD (lb/ac)	COLORIMETER HUNTER'S Rd b	MICRO- NAIRE (Reading)	SEED YIELD (lb/ac)	OIL (%)	NITR OGEN (%)	
		2.5% S.L. (in.)	UNIFO- MITY (%)								
UNIVERSITY PARK, NM	4.63	1.19	85.2	31.6	8.9	76.8	8.5	4.75	.	21.78	3.27
ARTESIA, NM (IRR)	4.56	1.23	85.7	31.7	8.7	72.9	7.8	4.58	1847	20.94	3.54
PECOS, TX (IRR)	4.28	1.15	83.0	31.7	8.2	77.8	8.3	4.29	1255	19.96	3.07

LOCATION	---GOSSYPOL LEVELS---			-----AREALOMETER DATA-----						
	PLUS (+)	MINUS (-)	TOTAL (%)	A	D	I	M (%)	p (microns)	w (mg/in)	t (microns)
UNIVERSITY PARK, NM	0.86	0.62	1.48	409	24.1	1.64	88	50.34	4.77	3.1
ARTESIA, NM (IRR)	0.77	0.56	1.32	421	27.7	1.71	85	51.30	4.75	2.9
PECOS, TX (IRR)	0.83	0.57	1.40	446	26.3	1.68	86	47.22	4.10	2.8

INDIVIDUAL LOCATIONS COMBINING VARIETIES
 UNIVERSITY PARK, NM

VARIETY CODE	VARIETY NAME	LINT YIELD (lb/acre)	BOLL SIZE (g/boll)	LINT PERCENT	SEED INDEX	YARN TENACITY (mN/TEX)	DIGITAL 2.5% S.L. (inches)	FIBROGRAPH 50% S.L. (inches)	STELOMETER T1 (mN/tex)	E1 (%)
1104	SG 747	2167	5.55	.	10.0	110	1.15	0.56	164	10.0
1009	NU 33 B	2063	4.50	.	9.0	125	1.15	0.55	197	11.5
1198	W 1218	2049	5.46	.	9.9	141	1.23	0.59	221	12.5
1197	NM 970123	1875	5.67	.	10.6	162	1.21	0.60	254	10.5
1128	ACALA 1517-99	1847	5.50	.	10.8	149	1.19	0.59	225	9.7
773	ACALA MAXXA	1548	6.19	.	11.0	149	1.19	0.59	228	8.7
1167	NM 970513	1412	5.43	.	10.9	160	1.21	0.59	247	8.8
1019	ALL TEX ATLAS	1261	6.15	.	10.1	124	1.11	0.56	201	12.0
.	LSD	166	0.70	.	1.0	4	.	0.01	9	0.6

SL-HVI Starlab (Calibrated to USDA SL-HVI Std.)

VARIETY CODE	VARIETY NAME	MICRO-NAIRE (reading)	2.5% S.L. (in.)	UNIFO-MITY (%)	STRE-NGTH (g/tex)	SEED YIELD (lb/ac)	COLORIMETER HUNTER'S Rd	MICRO-NAIRE (Reading)	SEED YIELD (lb/ac)	OIL (%)	NITR OGEN (%)	
1104	SG 747	5.05	1.15	84.8	25.5	9.0	77.0	9.3	5.35	.	19.73	2.94
1009	NU 33 B	4.80	1.20	84.7	29.0	9.2	77.0	8.2	5.00	.	22.11	3.00
1198	W 1218	4.35	1.25	85.4	32.0	8.5	77.5	8.8	4.45	.	23.57	3.36
1197	NM 970123	4.55	1.20	86.8	36.5	9.0	77.5	8.1	4.65	.	17.95	3.69
1128	ACALA 1517-99	4.45	1.20	85.7	32.0	8.5	77.0	8.8	4.45	.	23.00	3.38
773	ACALA MAXXA	4.40	1.20	85.4	32.5	8.7	75.5	8.5	4.45	.	21.40	3.54
1167	NM 970513	4.55	1.20	85.9	36.0	8.5	75.5	8.4	4.60	.	23.92	3.18
1019	ALL TEX ATLAS	4.85	1.10	83.4	29.0	9.6	77.5	8.0	5.05	.	22.59	3.12
.	LSD	0.16	0.04	0.8	0.9	0.3	0.9	0.2	0.11	.	0.73	0.19

---GOSSYPOL LEVELS---

VARIETY CODE	VARIETY NAME	PLUS (+)	MINUS (-)	TOTAL (%)	A	D	M	p	w	t
					--- (mm2/mm3) ---		I (%)	(microns)	(mg/in)	(microns)

-----AREALOMETER DATA-----

1104	SG 747	0.93	0.77	1.69	388	24.3	1.65	88	53.20	5.30	3.2
1009	NU 33 B	1.12	0.84	1.95	425	28.5	1.73	85	51.19	4.66	2.9
1198	W 1218	0.86	0.62	1.48
1197	NM 970123	0.62	0.38	1.00
1128	ACALA 1517-99	0.79	0.59	1.38
773	ACALA MAXXA	0.77	0.47	1.24	429	24.8	1.66	88	48.49	4.37	2.9
1167	NM 970513	0.88	0.64	1.51
1019	ALL TEX ATLAS	0.89	0.70	1.59	394	18.8	1.53	93	48.51	4.76	3.3
.	LSD	0.04	0.04	0.07	9.2	2.3	0.05	2	0.98	0.14	0.1

PECOS, TX (IRR)

VARIETY CODE	VARIETY NAME	LINT YIELD (lb/acre)	BOLL SIZE (g/boll)	LINT PERCENT	SEED INDEX	YARN TENACITY (mN/TEX)	DIGITAL 2.5% S.L. (inches)	FIBROGRAPH 50% S.L. (inches)	STELOMETER T1 (mN/tex)	E1 (%)
1009	NU 33 B	924	3.90	38.9	7.6	116	1.11	0.52	169	7.9
1197	NM 970123	889	4.55	42.7	10.1	162	1.19	0.58	230	7.6
1198	W 1218	886	4.40	38.4	9.2	141	1.16	0.56	210	8.8
1104	SG 747	877	4.45	37.2	10.3	151	1.17	0.56	218	7.5
1128	ACALA 1517-99	824	4.45	38.2	10.2	149	1.17	0.56	222	7.3
773	ACALA MAXXA	777	4.65	42.0	10.6	142	1.14	0.56	192	7.4
1167	NM 970513	590	4.30	36.2	10.7	169	1.17	0.57	243	5.8
1019	ALL TEX ATLAS	569	4.30	36.8	10.4	125	1.05	0.51	192	7.4
.	LSD	106	0.31	3.3	0.6	8	0.02	0.03	20	1.1

SL-HVI Starlab (Calibrated to USDA SL-HVI Std.)

VARIETY CODE	VARIETY NAME	MICRO-NAIRE (reading)	2.5% S.L. (in.)	UNIFO-MITY (%)	STRE-NGTH (g/tex)	SEED YIELD (lb/ac)	COLORIMETER HUNTER'S Rd	MICRO-NAIRE (Reading)	OIL (%)	NITR OGEN (%)		
1009	NU 33 B	4.15	1.10	81.3	27.0	8.2	78.5	8.2	4.20	1400	19.09	2.77

2001 National Cotton Variety Test

1197	NM 970123	4.35	1.20	84.7	33.5	8.4	77.5	8.0	4.45	1211	16.80	3.46
1198	W 1218	4.10	1.20	82.8	31.5	8.3	77.5	8.4	4.05	1423	19.63	2.99
1104	SG 747	4.20	1.20	84.0	32.0	8.2	78.5	8.4	4.20	1517	21.45	3.02
1128	ACALA 1517-99	4.00	1.20	83.3	32.0	8.1	78.5	8.6	4.00	1434	22.06	3.04
773	ACALA MAXXA	4.25	1.10	83.6	30.5	7.6	75.5	8.2	4.15	1123	19.65	3.26
1167	NM 970513	4.30	1.20	83.4	37.5	8.1	78.0	8.7	4.30	1091	21.13	2.99
1019	ALL TEX ATLAS	4.85	1.00	81.2	29.5	8.5	78.0	8.3	4.95	842	19.89	3.03
.	LSD	0.17	.	1.5	2.7	1.0	3.0	0.4	0.43	286	1.72	0.29

---GOSSYPOL LEVELS---

-----AREALOMETER DATA-----

VARIETY CODE	VARIETY NAME	PLUS (+)	MINUS (-)	TOTAL (%)	A ---(mm2/mm3)---	D	I	M (%)	p (microns)	w (mg/in)	t (microns)
1009	NU 33 B	0.92	0.66	1.58	464	37.0	1.90	78	51.48	4.31	2.6
1197	NM 970123	0.69	0.41	1.09
1198	W 1218	0.85	0.55	1.40
1104	SG 747	0.82	0.59	1.42	459	17.0	1.48	94	40.50	3.41	2.8
1128	ACALA 1517-99	0.89	0.64	1.52
773	ACALA MAXXA	0.80	0.47	1.27	456	31.3	1.79	82	49.29	4.19	2.6
1167	NM 970513	0.79	0.56	1.34
1019	ALL TEX ATLAS	0.90	0.66	1.55	408	20.0	1.55	91	47.60	4.51	3.1
.	LSD	0.20	0.20	0.35	39.0	6.8	0.17	6	8.09	0.91	0.2

ARTESIA, NM (IRR)

VARIETY CODE	VARIETY NAME	LINT YIELD (lb/acre)	BOLL SIZE (g/boll)	LINT PERCENT	SEED INDEX	YARN TENACITY (mN/TEX)	DIGITAL FIBROGRAPH 2.5% S.L. (inches)	50% S.L. (inches)	STELOMETER T1 (mN/tex)	E1 (%)
1104	SG 747	1476	5.50	42.7	10.4	104	1.15	0.56	169	8.5
1009	NU 33 B	1449	5.07	39.7	9.3	118	1.17	0.54	188	8.5
1197	NM 970123	1377	6.03	43.0	11.5	150	1.23	0.61	216	7.2
1198	W 1218	1334	5.73	40.2	10.8	135	1.26	0.57	230	7.2
1128	ACALA 1517-99	1271	5.46	39.6	11.6	140	1.25	0.60	226	6.7
1019	ALL TEX ATLAS	1090	6.06	39.3	10.8	119	1.11	0.54	195	7.0

773	ACALA MAXXA	1071	6.18	43.0	11.8	147	1.17	0.57	212	6.9
1167	NM 970513	1020	6.10	36.7	12.1	165	1.23	0.61	256	5.8
.	LSD	137	0.53	0.7	0.7	9	0.01	0.04	36	1.3

SL-HVI Starlab (Calibrated to USDA SL-HVI Std.)

VARIETY CODE	VARIETY NAME	MICRO- NAIRE (reading)	2.5% S.L. (in.)	UNIFO- MITY (%)	STRE- NGTH (g/tex)	E	COLORIMETER HUNTER'S Rd	b	MICRO- NAIRE (Reading)	SEED YIELD (lb/ac)	OIL (%)	NITR OGEN (%)
1104	SG 747	5.10	1.20	85.2	25.0	9.1	73.5	8.9	5.15	1977	20.25	3.59
1009	NU 33 B	4.65	1.20	84.3	27.5	8.7	74.0	7.8	4.65	2201	21.37	3.32
1197	NM 970123	4.70	1.25	87.2	35.5	8.8	73.5	8.0	4.65	1825	16.27	3.81
1198	W 1218	4.40	1.30	86.1	32.5	8.6	74.0	8.0	4.55	1983	21.55	3.20
1128	ACALA 1517-99	4.15	1.30	86.5	33.0	8.7	71.0	7.7	4.20	1934	22.14	3.67
1019	ALL TEX ATLAS	4.75	1.15	83.6	28.5	8.8	73.5	7.6	4.75	1680	22.03	3.50
773	ACALA MAXXA	4.25	1.20	86.0	33.0	8.7	71.0	6.9	4.30	1421	22.48	3.76
1167	NM 970513	4.45	1.20	87.1	38.5	8.6	72.5	8.0	4.40	1759	21.48	3.51
.	LSD	0.18	0.08	1.0	3.0	0.7	4.6	1.1	0.27	215	1.78	0.45

---GOSSYPOL LEVELS---

-----AREALOMETER DATA-----

VARIETY CODE	VARIETY NAME	PLUS (+)	MINUS (-)	TOTAL (%)	A ---(mm2/mm3)---	D	M I	p (%)	w (microns)	t (mg/in)(microns)	
1104	SG 747	0.83	0.69	1.51	388	28.5	1.73	84	56.07	5.59	3.2
1009	NU 33 B	0.87	0.63	1.50	418	25.0	1.66	87	49.80	4.62	3.0
1197	NM 970123	0.61	0.36	0.97
1198	W 1218	0.78	0.54	1.33
1128	ACALA 1517-99	0.81	0.60	1.41
1019	ALL TEX ATLAS	0.77	0.63	1.40	421	26.8	1.70	86	50.66	4.66	2.9
773	ACALA MAXXA	0.74	0.48	1.22	457	30.5	1.77	83	48.69	4.13	2.7
1167	NM 970513	0.74	0.54	1.28
.	LSD	0.05	0.05	0.09	40.8	10.8	0.22	9	4.34	0.57	0.4

[RETURN TO 2001 NCVT COVER PAGE](#)



***Thank you for your interest in the ongoing work of the
National Cotton Variety Test Program.***

Questions or comments to: ekeene@ars.usda.gov

United States Department of Agriculture

**Agricultural Research Service
Mid-South Area
Crop Genetics and Production Research Unit
National Cotton Variety Test Program
P O Box 345
Stoneville, MS 38776
(662) 686-5241
Fax (662) 686-5218**



Other links:

[Crop Genetics and Production Research Unit Home Page](#)

[Publications of the Crop Genetics & Production Research Unit](#)

[Jamie Whitten Delta States Research Center](#)

**All Internet Versions of the NCVT Publications are accessible through
either the Jamie Whitten Delta States Research Center or the
Crop Genetics and Production Research Unit sites**



2001 National Cotton Variety Test



Crop Genetics & Production Research Unit
P O Box 345
Stoneville, MS 38776

(662) 686-5378
(662) 686-5218 (fax)

National Cotton Variety Tests, 2001
Yield, Boll, Seed, Spinning and Data

2001 HIGH QUALITY REGIONAL COTTON VARIETY TEST

HIGH QUALITY REGION
VARIETIES COMBINING LOCATIONS

VARIETY CODE	VARIETY NAME	LINT YIELD (lb/acre)	BOLL SIZE (g/boll)	LINT PERCENT	SEED INDEX	YARN TENACITY (mN/TEX)	DIGITAL FIBROGRAPH 2.5% S.L. (inches)	DIGITAL FIBROGRAPH 50% S.L. (inches)	STELOMETER T1 (mN/tex)	STELOMETER E1 (%)
1203	JAJO 8192	1181	5.39	41.9	9.6	138	1.18	0.58	214	8.0
1104	SG 747	1162	4.97	41.7	9.1	113	1.12	0.56	181	8.9
1137	PHYTOGEN PSC 355	1119	4.56	40.6	9.3	124	1.12	0.56	203	8.6
1204	MS 3-2-19	1075	4.57	39.7	9.2	130	1.10	0.55	207	7.7
1200	ARK 9111-57-12	1075	5.10	41.2	10.3	131	1.13	0.57	203	8.4
1175	FIBERMAX 966	1062	5.57	40.7	10.7	149	1.14	0.56	231	5.8
1201	DPL 491	1056	5.17	43.0	8.7	138	1.18	0.56	216	6.9
1209	STV 8M009	1047	4.17	39.6	7.7	131	1.12	0.56	209	7.6
1009	NU 33 B	1035	4.58	38.8	8.4	124	1.12	0.55	196	7.8

2001 National Cotton Variety Test

1208	STV 580	1027	4.74	39.8	8.8	126	1.11	0.55	208	8.5
1202	JAJO 8164	1026	4.76	41.6	9.3	142	1.09	0.56	225	8.5
1140	DELTA PEARL	998	4.36	41.4	8.1	132	1.15	0.55	203	6.8
1207	SS 0102	985	4.95	39.7	8.2	125	1.11	0.54	197	7.9
1176	JAJO 8067	968	4.98	42.3	8.9	133	1.16	0.57	215	7.3
1117	FIBERMAX 832	943	5.42	38.7	9.8	152	1.18	0.58	233	6.8
1205	NC 98-34	932	4.33	41.4	7.8	143	1.12	0.55	222	6.7
1206	SS 0101	918	4.67	39.6	8.4	125	1.12	0.55	197	8.0
1128	ACALA 1517-99	851	5.07	38.9	10.1	148	1.19	0.58	234	7.2
1167	NM 970513	707	4.84	34.1	10.5	164	1.16	0.58	262	5.8
773	ACALA MAXXA	582	5.12	39.0	11.1	146	1.15	0.57	235	6.7
.	LSD	97	0.32	1.3	0.4	6	0.02	0.01	11	0.5

SL-HVI Starlab (Calibrated to USDA SL-HVI Std.)

VARIETY CODE	VARIETY NAME	MICRO- NAIRE (reading)	2.5% S.L. (in.)	UNIFO- MITY (%)	STRE- NGTH (g/tex)	E	COLORIMETER HUNTER'S Rd	b	MICRO- NAIRE (Reading)	SEED YIELD (lb/ac)	OIL (%)	NITR OGEN (%)
1203	JAJO 8192	4.34	1.17	85.3	30.6	8.9	70.7	8.4	4.42	1436	19.74	3.35
1104	SG 747	4.86	1.13	83.9	28.0	8.8	69.1	8.2	4.88	1469	17.32	3.21
1137	PHYTOGEN PSC 355	4.80	1.11	84.0	31.2	9.1	68.6	8.2	4.94	1557	20.39	3.33
1204	MS 3-2-19	4.59	1.10	83.6	30.8	8.5	69.0	7.8	4.71	1471	19.85	3.28
1200	ARK 9111-57-12	4.52	1.13	84.4	30.8	9.1	68.1	7.9	4.64	1419	19.99	3.33
1175	FIBERMAX 966	4.46	1.15	84.1	35.0	7.7	70.4	7.5	4.61	1440	20.97	3.21
1201	DPL 491	4.38	1.19	84.0	31.6	7.9	69.9	7.9	4.49	1238	17.49	3.20
1209	STV 8M009	4.32	1.13	83.5	32.4	8.5	68.8	8.0	4.39	1535	19.31	3.17
1009	NU 33 B	4.43	1.12	82.7	29.5	8.1	71.9	7.6	4.46	1501	18.82	2.97
1208	STV 580	4.53	1.12	83.1	31.1	8.6	71.6	8.2	4.64	1483	18.58	3.11
1202	JAJO 8164	4.40	1.09	83.2	34.9	9.0	70.5	8.0	4.53	1339	19.81	3.27
1140	DELTA PEARL	4.44	1.16	83.6	30.3	7.7	72.4	7.5	4.62	1400	16.95	3.25
1207	SS 0102	4.49	1.11	82.6	31.0	8.4	72.4	7.7	4.57	1335	19.46	3.08
1176	JAJO 8067	4.33	1.18	84.2	32.1	8.4	68.9	8.1	4.26	1304	20.06	3.34
1117	FIBERMAX 832	4.13	1.19	85.0	33.1	7.9	71.8	7.7	4.18	1248	19.30	3.34
1205	NC 98-34	4.43	1.14	83.7	34.2	8.1	71.9	8.2	4.51	1219	17.70	3.19
1206	SS 0101	4.51	1.12	82.9	30.6	8.3	71.8	7.6	4.58	1264	19.88	3.20
1128	ACALA 1517-99	4.10	1.21	84.6	33.7	8.1	69.1	8.1	4.15	1249	20.08	3.43
1167	NM 970513	4.23	1.18	84.7	38.7	8.2	70.4	8.0	4.23	1319	21.09	3.41
773	ACALA MAXXA	3.87	1.15	84.3	33.9	8.0	69.6	7.7	3.89	985	18.65	3.66

. LSD 0.24 0.03 0.6 1.4 0.2 1.9 0.4 0.23 222 0.82 0.15

VARIETY CODE	VARIETY NAME	---GOSSYPOL LEVELS---			-----AREALOMETER DATA-----						
		PLUS (+)	MINUS (-)	TOTAL (%)	A ---(mm2/mm3)---	D	I	M (%)	p (microns)	w (mg/in)	t (microns)
1203	JAJO 8192	0.75	0.50	1.25	449	27.5	1.71	85	47.68	4.11	2.7
1104	SG 747	0.73	0.57	1.30	401	26.0	1.64	87	52.25	5.06	3.1
1137	PHYTOGEN PSC 355	0.87	0.54	1.41	404	26.7	1.69	86	52.66	5.07	3.1
1204	MS 3-2-19	0.89	0.61	1.50	419	24.6	1.65	88	49.30	4.58	3.0
1200	ARK 9111-57-12	0.67	0.45	1.12	427	23.6	1.58	89	47.30	4.33	3.0
1175	FIBERMAX 966	0.63	0.51	1.14	420	16.8	1.44	94	44.05	4.07	3.1
1201	DPL 491	0.76	0.59	1.35	430	23.6	1.62	89	47.32	4.31	2.9
1209	STV 8M009	0.89	0.55	1.44	451	30.1	1.75	83	48.83	4.22	2.7
1009	NU 33 B	0.83	0.57	1.40	434	27.8	1.70	85	49.29	4.45	2.9
1208	STV 580	0.82	0.60	1.43	435	29.1	1.73	85	49.95	4.52	2.9
1202	JAJO 8164	0.76	0.48	1.24	429	25.1	1.65	87	48.18	4.39	2.9
1140	DELTA PEARL	0.70	0.50	1.20	432	23.6	1.58	89	47.00	4.29	3.0
1207	SS 0102	0.80	0.60	1.39	431	25.7	1.65	87	48.15	4.41	3.0
1176	JAJO 8067	0.75	0.49	1.23	451	32.0	1.79	82	50.01	4.36	2.7
1117	FIBERMAX 832	0.62	0.49	1.11	459	24.3	1.64	88	44.80	3.81	2.7
1205	NC 98-34	0.79	0.51	1.31	439	26.9	1.69	86	48.34	4.32	2.9
1206	SS 0101	0.81	0.55	1.36	431	26.2	1.67	87	48.74	4.43	2.9
1128	ACALA 1517-99	0.72	0.52	1.24	463	24.2	1.63	88	44.44	3.75	2.7
1167	NM 970513	0.71	0.50	1.22	450	20.8	1.56	91	43.50	3.75	2.8
773	ACALA MAXXA	0.68	0.42	1.10	481	32.2	1.80	82	47.30	3.87	2.5
. LSD		0.10	0.06	0.15	19.9	4.1	0.09	3	1.61	0.24	0.2

INDIVIDUAL COMPONENT DATA - HIGH QUALITY REGION

BOLL SIZE, GRAM PER BOLL

LINT PERCENT

SEED INDEX

FIBERMAX 966	5.57	DPL 491	43.0	ACALA MAXXA	11.1
FIBERMAX 832	5.42	JAJO 8067	42.3	FIBERMAX 966	10.7
JAJO 8192	5.39	JAJO 8192	41.9	NM 970513	10.5
DPL 491	5.17	SG 747	41.7	ARK 9111-57-12	10.3
ACALA MAXXA	5.12	JAJO 8164	41.6	ACALA 1517-99	10.1
ARK 9111-57-12	5.10	NC 98-34	41.4	FIBERMAX 832	9.8
ACALA 1517-99	5.07	DELTA PEARL	41.4	JAJO 8192	9.6
JAJO 8067	4.98	ARK 9111-57-12	41.2	JAJO 8164	9.3
SG 747	4.97	FIBERMAX 966	40.7	PHYTOGEN PSC 355	9.3
SS 0102	4.95	PHYTOGEN PSC 355	40.6	MS 3-2-19	9.2
NM 970513	4.84	STV 580	39.8	SG 747	9.1
JAJO 8164	4.76	SS 0102	39.7	JAJO 8067	8.9
STV 580	4.74	MS 3-2-19	39.7	STV 580	8.8
SS 0101	4.67	SS 0101	39.6	DPL 491	8.7
NU 33 B	4.58	STV 8M009	39.6	NU 33 B	8.4
MS 3-2-19	4.57	ACALA MAXXA	39.0	SS 0101	8.4
PHYTOGEN PSC 355	4.56	ACALA 1517-99	38.9	SS 0102	8.2
DELTA PEARL	4.36	NU 33 B	38.8	DELTA PEARL	8.1
NC 98-34	4.33	FIBERMAX 832	38.7	NC 98-34	7.8
STV 8M009	4.17	NM 970513	34.1	STV 8M009	7.7
LSD	0.32	LSD	1.3	LSD	0.4

2.5% S.L. (INCHES)

ACALA 1517-99	1.21
FIBERMAX 832	1.19
DPL 491	1.19
NM 970513	1.18
JAJO 8067	1.18
JAJO 8192	1.17
DELTA PEARL	1.16
ACALA MAXXA	1.15
FIBERMAX 966	1.15
NC 98-34	1.14
STV 8M009	1.13
ARK 9111-57-12	1.13
SG 747	1.13

UR (PERCENT)

JAJO 8192	85.3
FIBERMAX 832	85.0
NM 970513	84.7
ACALA 1517-99	84.6
ARK 9111-57-12	84.4
ACALA MAXXA	84.3
JAJO 8067	84.2
FIBERMAX 966	84.1
DPL 491	84.0
PHYTOGEN PSC 355	84.0
SG 747	83.9
NC 98-34	83.7
DELTA PEARL	83.6

STRENGTH (G/TEX)

NM 970513	38.7
FIBERMAX 966	35.0
JAJO 8164	34.9
NC 98-34	34.2
ACALA MAXXA	33.9
ACALA 1517-99	33.7
FIBERMAX 832	33.1
STV 8M009	32.4
JAJO 8067	32.1
DPL 491	31.6
PHYTOGEN PSC 355	31.2
STV 580	31.1
SS 0102	31.0

STV 580	1.12	MS 3-2-19	83.6	ARK 9111-57-12	30.8
NU 33 B	1.12	STV 8M009	83.5	MS 3-2-19	30.8
SS 0101	1.12	JAJO 8164	83.2	SS 0101	30.6
PHYTOGEN PSC 355	1.11	STV 580	83.1	JAJO 8192	30.6
SS 0102	1.11	SS 0101	82.9	DELTA PEARL	30.3
MS 3-2-19	1.10	NU 33 B	82.7	NU 33 B	29.5
JAJO 8164	1.09	SS 0102	82.6	SG 747	28.0
LSD	0.03	LSD	0.6	LSD	1.4

E

MICRONAIRE (SL-HVI)

COLORIMETER - Rd

ARK 9111-57-12	9.1	PHYTOGEN PSC 355	4.94	DELTA PEARL	72.4
PHYTOGEN PSC 355	9.1	SG 747	4.88	SS 0102	72.4
JAJO 8164	9.0	MS 3-2-19	4.71	NU 33 B	71.9
JAJO 8192	8.9	ARK 9111-57-12	4.64	NC 98-34	71.9
SG 747	8.8	STV 580	4.64	FIBERMAX 832	71.8
STV 580	8.6	DELTA PEARL	4.62	SS 0101	71.8
MS 3-2-19	8.5	FIBERMAX 966	4.61	STV 580	71.6
STV 8M009	8.5	SS 0101	4.58	JAJO 8192	70.7
JAJO 8067	8.4	SS 0102	4.57	JAJO 8164	70.5
SS 0102	8.4	JAJO 8164	4.53	FIBERMAX 966	70.4
SS 0101	8.3	NC 98-34	4.51	NM 970513	70.4
NM 970513	8.2	DPL 491	4.49	DPL 491	69.9
NC 98-34	8.1	NU 33 B	4.46	ACALA MAXXA	69.6
NU 33 B	8.1	JAJO 8192	4.42	SG 747	69.1
ACALA 1517-99	8.1	STV 8M009	4.39	ACALA 1517-99	69.1
ACALA MAXXA	8.0	JAJO 8067	4.26	MS 3-2-19	69.0
FIBERMAX 832	7.9	NM 970513	4.23	JAJO 8067	68.9
DPL 491	7.9	FIBERMAX 832	4.18	STV 8M009	68.8
DELTA PEARL	7.7	ACALA 1517-99	4.15	PHYTOGEN PSC 355	68.6
FIBERMAX 966	7.7	ACALA MAXXA	3.89	ARK 9111-57-12	68.1
LSD	0.2	LSD	0.23	LSD	1.9

COLORIMETER - b

JAJO 8192	8.4
SG 747	8.2
PHYTOGEN PSC 355	8.2
STV 580	8.2
NC 98-34	8.2
JAJO 8067	8.1
ACALA 1517-99	8.1
NM 970513	8.0
STV 8M009	8.0
JAJO 8164	8.0
DPL 491	7.9
ARK 9111-57-12	7.9
MS 3-2-19	7.8
SS 0102	7.7
FIBERMAX 832	7.7
ACALA MAXXA	7.7
NU 33 B	7.6
SS 0101	7.6
FIBERMAX 966	7.5
DELTA PEARL	7.5
LSD	0.4

MICRONAIRE

SG 747	4.86
PHYTOGEN PSC 355	4.80
MS 3-2-19	4.59
STV 580	4.53
ARK 9111-57-12	4.52
SS 0101	4.51
SS 0102	4.49
FIBERMAX 966	4.46
DELTA PEARL	4.44
NC 98-34	4.43
NU 33 B	4.43
JAJO 8164	4.40
DPL 491	4.38
JAJO 8192	4.34
JAJO 8067	4.33
STV 8M009	4.32
NM 970513	4.23
FIBERMAX 832	4.13
ACALA 1517-99	4.10
ACALA MAXXA	3.87
LSD	0.24

STELOMETER - E1

SG 747	8.9
PHYTOGEN PSC 355	8.6
JAJO 8164	8.5
STV 580	8.5
ARK 9111-57-12	8.4
SS 0101	8.0
JAJO 8192	8.0
SS 0102	7.9
NU 33 B	7.8
MS 3-2-19	7.7
STV 8M009	7.6
JAJO 8067	7.3
ACALA 1517-99	7.2
DPL 491	6.9
FIBERMAX 832	6.8
DELTA PEARL	6.8
NC 98-34	6.7
ACALA MAXXA	6.7
FIBERMAX 966	5.8
NM 970513	5.8
LSD	0.5

STELOMETER - T1

NM 970513	262
ACALA MAXXA	235
ACALA 1517-99	234
FIBERMAX 832	233
FIBERMAX 966	231
JAJO 8164	225
NC 98-34	222
DPL 491	216
JAJO 8067	215
JAJO 8192	214

FIBROGRAPH--50% S.L.

NM 970513	0.58
JAJO 8192	0.58
ACALA 1517-99	0.58
FIBERMAX 832	0.58
ACALA MAXXA	0.57
ARK 9111-57-12	0.57
JAJO 8067	0.57
DPL 491	0.56
FIBERMAX 966	0.56
JAJO 8164	0.56

FIBROGRAPH--2.5% S.L.

ACALA 1517-99	1.19
FIBERMAX 832	1.18
JAJO 8192	1.18
DPL 491	1.18
NM 970513	1.16
JAJO 8067	1.16
DELTA PEARL	1.15
ACALA MAXXA	1.15
FIBERMAX 966	1.14
ARK 9111-57-12	1.13

STV 8M009	209	SG 747	0.56	NC 98-34	1.12
STV 580	208	STV 8M009	0.56	PHYTOGEN PSC 355	1.12
MS 3-2-19	207	PHYTOGEN PSC 355	0.56	SS 0101	1.12
ARK 9111-57-12	203	NC 98-34	0.55	STV 8M009	1.12
DELTA PEARL	203	MS 3-2-19	0.55	SG 747	1.12
PHYTOGEN PSC 355	203	DELTA PEARL	0.55	NU 33 B	1.12
SS 0101	197	STV 580	0.55	SS 0102	1.11
SS 0102	197	SS 0101	0.55	STV 580	1.11
NU 33 B	196	NU 33 B	0.55	MS 3-2-19	1.10
SG 747	181	SS 0102	0.54	JAJO 8164	1.09
LSD	11	LSD	0.01	LSD	0.02

 YARN TENACITY

 AREALOMETER - A (mm²/mm³)

 AREALOMETER - D (mm²/mm³)

NM 970513	164	ACALA MAXXA	481	ACALA MAXXA	32.2
FIBERMAX 832	152	ACALA 1517-99	463	JAJO 8067	32.0
FIBERMAX 966	149	FIBERMAX 832	459	STV 8M009	30.1
ACALA 1517-99	148	JAJO 8067	451	STV 580	29.1
ACALA MAXXA	146	STV 8M009	451	NU 33 B	27.8
NC 98-34	143	NM 970513	450	JAJO 8192	27.5
JAJO 8164	142	JAJO 8192	449	NC 98-34	26.9
DPL 491	138	NC 98-34	439	PHYTOGEN PSC 355	26.7
JAJO 8192	138	STV 580	435	SS 0101	26.2
JAJO 8067	133	NU 33 B	434	SG 747	26.0
DELTA PEARL	132	DELTA PEARL	432	SS 0102	25.7
STV 8M009	131	SS 0101	431	JAJO 8164	25.1
ARK 9111-57-12	131	SS 0102	431	MS 3-2-19	24.6
MS 3-2-19	130	DPL 491	430	FIBERMAX 832	24.3
STV 580	126	JAJO 8164	429	ACALA 1517-99	24.2
SS 0101	125	ARK 9111-57-12	427	DELTA PEARL	23.6
SS 0102	125	FIBERMAX 966	420	DPL 491	23.6
NU 33 B	124	MS 3-2-19	419	ARK 9111-57-12	23.6
PHYTOGEN PSC 355	124	PHYTOGEN PSC 355	404	NM 970513	20.8
SG 747	113	SG 747	401	FIBERMAX 966	16.8
LSD	6	LSD	19.9	LSD	4.1

AREALOMETER - I	
ACALA MAXXA	1.80
JAJO 8067	1.79
STV 8M009	1.75
STV 580	1.73
JAJO 8192	1.71
NU 33 B	1.70
PHYTOGEN PSC 355	1.69
NC 98-34	1.69
SS 0101	1.67
SS 0102	1.65
JAJO 8164	1.65
MS 3-2-19	1.65
SG 747	1.64
FIBERMAX 832	1.64
ACALA 1517-99	1.63
DPL 491	1.62
DELTA PEARL	1.58
ARK 9111-57-12	1.58
NM 970513	1.56
FIBERMAX 966	1.44
LSD	0.09

AREALOMETER - M (PERCENT)	
FIBERMAX 966	94
NM 970513	91
ARK 9111-57-12	89
DELTA PEARL	89
DPL 491	89
ACALA 1517-99	88
FIBERMAX 832	88
MS 3-2-19	88
JAJO 8164	87
SS 0102	87
SG 747	87
SS 0101	87
NC 98-34	86
PHYTOGEN PSC 355	86
NU 33 B	85
JAJO 8192	85
STV 580	85
STV 8M009	83
JAJO 8067	82
ACALA MAXXA	82
LSD	3

AREALOMETER - p (Microns)	
PHYTOGEN PSC 355	52.66
SG 747	52.25
JAJO 8067	50.01
STV 580	49.95
MS 3-2-19	49.30
NU 33 B	49.29
STV 8M009	48.83
SS 0101	48.74
NC 98-34	48.34
JAJO 8164	48.18
SS 0102	48.15
JAJO 8192	47.68
DPL 491	47.32
ARK 9111-57-12	47.30
ACALA MAXXA	47.30
DELTA PEARL	47.00
FIBERMAX 832	44.80
ACALA 1517-99	44.44
FIBERMAX 966	44.05
NM 970513	43.50
LSD	1.61

AREALOMETER - w (MG/INCH)	
VARIETY	w
PHYTOGEN PSC 355	5.07
SG 747	5.06
MS 3-2-19	4.58
STV 580	4.52
NU 33 B	4.45
SS 0101	4.43
SS 0102	4.41

AREALOMETER - t (MICRONS)	
VARIETY	t
SG 747	3.1
FIBERMAX 966	3.1
PHYTOGEN PSC 355	3.1
ARK 9111-57-12	3.0
MS 3-2-19	3.0
SS 0102	3.0
DELTA PEARL	3.0

SEED YIELD (LB/ACRE)	
VARIETY	(LB/AC)
PHYTOGEN PSC 355	1557
STV 8M009	1535
NU 33 B	1501
STV 580	1483
MS 3-2-19	1471
SG 747	1469
FIBERMAX 966	1440

JAJO 8164	4.39	JAJO 8164	2.9	JAJO 8192	1436
JAJO 8067	4.36	DPL 491	2.9	ARK 9111-57-12	1419
ARK 9111-57-12	4.33	SS 0101	2.9	DELTA PEARL	1400
NC 98-34	4.32	NU 33 B	2.9	JAJO 8164	1339
DPL 491	4.31	STV 580	2.9	SS 0102	1335
DELTA PEARL	4.29	NC 98-34	2.9	NM 970513	1319
STV 8M009	4.22	NM 970513	2.8	JAJO 8067	1304
JAJO 8192	4.11	FIBERMAX 832	2.7	SS 0101	1264
FIBERMAX 966	4.07	JAJO 8192	2.7	ACALA 1517-99	1249
ACALA MAXXA	3.87	STV 8M009	2.7	FIBERMAX 832	1248
FIBERMAX 832	3.81	JAJO 8067	2.7	DPL 491	1238
ACALA 1517-99	3.75	ACALA 1517-99	2.7	NC 98-34	1219
NM 970513	3.75	ACALA MAXXA	2.5	ACALA MAXXA	985
LSD	0.24	LSD	0.2	LSD	222

OIL (PERCENT)

NITROGEN (PERCENT)

PLUS GOSSYPOL

NM 970513	21.09	ACALA MAXXA	3.66	STV 8M009	0.89
FIBERMAX 966	20.97	ACALA 1517-99	3.43	MS 3-2-19	0.89
PHYTOGEN PSC 355	20.39	NM 970513	3.41	PHYTOGEN PSC 355	0.87
ACALA 1517-99	20.08	JAJO 8192	3.35	NU 33 B	0.83
JAJO 8067	20.06	JAJO 8067	3.34	STV 580	0.82
ARK 9111-57-12	19.99	FIBERMAX 832	3.34	SS 0101	0.81
SS 0101	19.88	ARK 9111-57-12	3.33	SS 0102	0.80
MS 3-2-19	19.85	PHYTOGEN PSC 355	3.33	NC 98-34	0.79
JAJO 8164	19.81	MS 3-2-19	3.28	JAJO 8164	0.76
JAJO 8192	19.74	JAJO 8164	3.27	DPL 491	0.76
SS 0102	19.46	DELTA PEARL	3.25	JAJO 8067	0.75
STV 8M009	19.31	SG 747	3.21	JAJO 8192	0.75
FIBERMAX 832	19.30	FIBERMAX 966	3.21	SG 747	0.73
NU 33 B	18.82	DPL 491	3.20	ACALA 1517-99	0.72
ACALA MAXXA	18.65	SS 0101	3.20	NM 970513	0.71
STV 580	18.58	NC 98-34	3.19	DELTA PEARL	0.70
NC 98-34	17.70	STV 8M009	3.17	ACALA MAXXA	0.68
DPL 491	17.49	STV 580	3.11	ARK 9111-57-12	0.67
SG 747	17.32	SS 0102	3.08	FIBERMAX 966	0.63
DELTA PEARL	16.95	NU 33 B	2.97	FIBERMAX 832	0.62

LSD

0.82

LSD

0.15

LSD

0.10

MINUS GOSSYPOL

TOTAL GOSSYPOL (PERCENT)

MS 3-2-19	0.61	MS 3-2-19	1.50
STV 580	0.60	STV 8M009	1.44
SS 0102	0.60	STV 580	1.43
DPL 491	0.59	PHYTOGEN PSC 355	1.41
SG 747	0.57	NU 33 B	1.40
NU 33 B	0.57	SS 0102	1.39
STV 8M009	0.55	SS 0101	1.36
SS 0101	0.55	DPL 491	1.35
PHYTOGEN PSC 355	0.54	NC 98-34	1.31
ACALA 1517-99	0.52	SG 747	1.30
NC 98-34	0.51	JAJO 8192	1.25
FIBERMAX 966	0.51	ACALA 1517-99	1.24
NM 970513	0.50	JAJO 8164	1.24
JAJO 8192	0.50	JAJO 8067	1.23
DELTA PEARL	0.50	NM 970513	1.22
JAJO 8067	0.49	DELTA PEARL	1.20
FIBERMAX 832	0.49	FIBERMAX 966	1.14
JAJO 8164	0.48	ARK 9111-57-12	1.12
ARK 9111-57-12	0.45	FIBERMAX 832	1.11
ACALA MAXXA	0.42	ACALA MAXXA	1.10
LSD	0.06	LSD	0.15

LOCATIONS COMBINING VARIETIES - HIGH QUALITY REGION

LINT

BOLL

YARN

DIGITAL FIBROGRAPH

STELOMETER

LOCATION	YIELD (lb/acre)	SIZE (g/boll)	LINT PERCENT	SEED INDEX	TENACITY (mN/TEX)	2.5% S.L. (inches)	50% S.L. (inches)	T1 (mN/tex)	E1 (%)
TIFTON, GA	1413	5.33	.	.	138	1.14	0.57	207	7.9
ROCKY MOUNT, NC	1236	5.65	.	10.4
STONEVILLE, MS	1078	4.12	41.7	8.4	127	1.09	0.56	214	6.8
BELLE MINA, AL	1005	5.13	39.9	9.7	141	1.18	0.57	223	8.7
PORTAGEVILLE, MO	867	.	.	.	141	1.19	0.58	226	7.6
COLLEGE STATION, TX	833	4.52	40.1	9.1	128	1.12	0.55	220	6.3
FLORENCE, SC	798	5.04	.	8.4	134	1.05	0.54	212	8.3
BOSSIER CITY, LA	796	4.66	41.6	9.0	129	1.11	0.54	194	6.7
KEISER, AR	796	4.39	37.3	.	148	1.19	0.58	220	7.7

SL-HVI Starlab (Calibrated to USDA SL-HVI Std.)

LOCATION	MICRO- NAIRE (reading)	2.5% S.L. (in.)	UNIFO- MITY (%)	STRE- NGTH (g/tex)	E	COLORIMETER HUNTER'S Rd	b	MICRO- NAIRE (Reading)	SEED YIELD (lb/ac)	OIL (%)	NITR OGEN (%)
TIFTON, GA	4.33	1.14	84.7	31.4	8.3	78.5	7.5	4.40	.	20.42	2.72
ROCKY MOUNT, NC
STONEVILLE, MS	4.62	1.10	82.1	30.8	8.5	64.4	9.3	4.69	1472	21.51	2.81
BELLE MINA, AL	4.11	1.17	84.7	31.8	8.9	74.1	8.2	4.12	1454	18.33	3.29
PORTAGEVILLE, MO	4.19	1.19	84.5	32.2	8.1	69.1	8.7	4.31	.	18.43	3.66
COLLEGE STATION, TX	4.88	1.13	83.4	33.4	7.9	63.3	6.2	4.93	1230	19.46	3.34
FLORENCE, SC	4.86	1.08	82.7	35.3	9.1	70.7	8.8	5.09	.	19.38	3.79
BOSSIER CITY, LA	4.61	1.13	83.3	31.4	8.0	69.0	6.5	4.69	1263	18.56	3.41
KEISER, AR	3.67	1.20	85.5	31.6	8.0	73.5	7.9	3.64	1369	17.91	3.14

---GOSSYPOL LEVELS---

-----AREALOMETER DATA-----

LOCATION	PLUS (+)	MINUS (-)	TOTAL (%)	A ---(mm2/mm3)---	D	I	M (%)	p (microns)	w (mg/in)	t (microns)
----------	-------------	--------------	--------------	----------------------	---	---	----------	----------------	--------------	----------------

2001 National Cotton Variety Test

TIFTON, GA	0.83	0.61	1.44	444	26.3	1.68	86	47.60	4.17	2.8
ROCKY MOUNT, NC
STONEVILLE, MS	0.90	0.62	1.52	416	19.3	1.50	92	46.26	4.32	3.1
BELLE MINA, AL	0.76	0.55	1.30	465	33.4	1.82	81	49.26	4.12	2.6
PORTAGEVILLE, MO	0.71	0.51	1.22	453	31.0	1.78	83	49.26	4.22	2.7
COLLEGE STATION, TX	0.76	0.51	1.27	394	17.9	1.47	93	47.81	4.71	3.2
FLORENCE, SC	0.71	0.47	1.19	382	18.4	1.51	93	49.82	5.07	3.3
BOSSIER CITY, LA	0.68	0.44	1.12	417	19.4	1.53	92	46.23	4.30	3.1
KEISER, AR	0.71	0.51	1.22	518	40.5	1.95	76	47.43	3.57	2.3

SUBREGION 71 HIGH QUALITY COMBINING LOCATIONS:

COLLEGE STATION, TX, STONEVILLE, MS, KEISER, AR, BOSSIER CITY, LA

VARIETY CODE	VARIETY NAME	LINT YIELD (lb/acre)	BOLL SIZE (g/boll)	LINT PERCENT	SEED INDEX	YARN TENACITY (mN/TEX)	DIGITAL FIBROGRAPH 2.5% S.L. (inches)	50% S.L. (inches)	STELOMETER T1 (mN/tex)	E1 (%)
1104	SG 747	1079	4.32	41.7	8.9	114	1.12	0.56	184	8.1
1203	JAJO 8192	1001	4.87	42.8	8.7	139	1.18	0.59	221	7.4
1137	PHYTOGEN PSC 355	981	4.14	40.8	8.9	124	1.13	0.56	204	8.1
1200	ARK 9111-57-12	966	4.60	41.2	9.9	129	1.14	0.57	204	8.1
1175	FIBERMAX 966	942	5.29	40.8	10.6	149	1.14	0.57	228	5.5
1201	DPL 491	935	4.63	43.2	8.3	134	1.18	0.56	217	6.3
1209	STV 8M009	931	3.87	39.9	7.2	128	1.12	0.55	208	7.3
1009	NU 33 B	920	4.17	38.7	7.8	123	1.12	0.55	198	7.2
1204	MS 3-2-19	909	4.20	39.7	9.0	132	1.10	0.56	211	7.1
1140	DELTA PEARL	906	3.94	41.8	7.6	127	1.15	0.55	200	6.4
1208	STV 580	903	4.32	39.9	8.3	125	1.11	0.55	207	7.9
1207	SS 0102	893	4.54	39.6	7.8	123	1.12	0.54	197	7.3
1202	JAJO 8164	892	4.47	41.6	8.8	142	1.10	0.57	221	8.0
1176	JAJO 8067	874	4.31	42.2	8.6	130	1.17	0.57	212	6.9
1117	FIBERMAX 832	849	5.20	39.0	10.0	151	1.19	0.58	232	6.3
1205	NC 98-34	830	3.85	41.6	7.6	141	1.13	0.56	220	6.3
1206	SS 0101	806	4.31	39.5	7.9	123	1.13	0.55	195	7.7

1128	ACALA 1517-99	754	4.71	38.9	9.9	147	1.19	0.59	237	6.6
1167	NM 970513	622	4.34	33.7	10.3	166	1.16	0.58	266	5.5
773	ACALA MAXXA	569	4.56	39.0	11.0	142	1.14	0.56	236	6.4
.	LSD	139	0.44	1.5	0.5	8	0.03	0.02	15	0.7

SL-HVI Starlab (Calibrated to USDA SL-HVI Std.)

VARIETY CODE	VARIETY NAME	MICRO- NAIRE (reading)	2.5% S.L. (in.)	UNIFO- MITY (%)	STRE- NGTH (g/tex)	E	COLORIMETER HUNTER'S Rd	b	MICRO- NAIRE (Reading)	SEED YIELD (lb/ac)	OIL (%)	NITR OGEN (%)
1104	SG 747	4.78	1.13	83.6	27.9	8.7	66.6	8.0	4.77	1462	17.18	3.23
1203	JAJO 8192	4.23	1.17	84.8	31.5	8.7	67.3	8.3	4.30	1295	19.66	3.36
1137	PHYTOGEN PSC 355	4.70	1.13	84.0	31.1	8.8	66.3	8.0	4.86	1534	20.46	3.35
1200	ARK 9111-57-12	4.56	1.14	84.4	30.3	8.8	65.6	7.6	4.67	1389	20.09	3.40
1175	FIBERMAX 966	4.44	1.15	84.0	34.3	7.5	68.1	7.5	4.58	1404	21.03	3.25
1201	DPL 491	4.43	1.20	83.7	30.9	7.5	67.4	7.7	4.53	1195	17.52	3.28
1209	STV 8M009	4.32	1.14	83.3	31.7	8.2	65.8	7.7	4.33	1489	19.24	3.04
1009	NU 33 B	4.42	1.13	82.6	29.0	7.8	69.4	7.5	4.45	1502	18.89	2.92
1204	MS 3-2-19	4.50	1.13	83.7	30.8	8.3	66.0	7.7	4.65	1442	19.65	3.28
1140	DELTA PEARL	4.48	1.15	83.0	29.4	7.4	70.1	7.3	4.68	1426	16.88	3.30
1208	STV 580	4.50	1.12	82.8	30.7	8.2	69.4	8.1	4.55	1404	18.36	3.06
1207	SS 0102	4.46	1.12	82.5	30.3	8.0	70.2	7.7	4.51	1379	19.16	3.11
1202	JAJO 8164	4.34	1.10	83.2	35.0	8.8	67.7	7.6	4.48	1274	19.63	3.23
1176	JAJO 8067	4.28	1.18	84.2	31.5	8.1	67.9	8.2	4.18	1275	19.91	3.28
1117	FIBERMAX 832	4.23	1.20	85.1	32.7	7.7	69.5	7.6	4.25	1223	19.55	3.36
1205	NC 98-34	4.53	1.15	83.7	33.6	7.9	69.6	8.0	4.60	1216	17.71	3.19
1206	SS 0101	4.53	1.13	82.9	30.0	8.0	68.8	7.4	4.58	1233	19.86	3.23
1128	ACALA 1517-99	4.05	1.21	84.7	33.5	7.8	66.3	7.8	4.09	1213	19.94	3.44
1167	NM 970513	4.22	1.18	84.7	39.3	8.1	67.9	7.8	4.16	1329	20.92	3.40
773	ACALA MAXXA	3.91	1.16	84.2	33.4	7.8	66.2	7.4	3.92	988	18.46	3.68
.	LSD	0.32	0.04	0.7	2.0	0.3	2.5	0.5	0.29	263	1.15	0.18

---GOSSYPOL LEVELS---

-----AREALOMETER DATA-----

VARIETY CODE	VARIETY NAME	PLUS (+)	MINUS (-)	TOTAL (%)	A ---(mm2/mm3)---	D	M I (%)	p (microns)	w (mg/in)	t (microns)
-----------------	-----------------	-------------	--------------	--------------	----------------------	---	------------	----------------	--------------	----------------

2001 National Cotton Variety Test

1104	SG 747	0.70	0.56	1.26	405	25.9	1.61	87	51.50	4.94	3.1
1203	JAJO 8192	0.66	0.45	1.11	459	29.1	1.74	84	47.49	4.01	2.7
1137	PHYTOGEN PSC 355	0.86	0.52	1.39	407	26.9	1.70	86	52.33	4.99	3.0
1200	ARK 9111-57-12	0.64	0.43	1.07	425	22.8	1.54	90	46.89	4.30	3.0
1175	FIBERMAX 966	0.60	0.51	1.10	422	17.7	1.44	94	44.43	4.09	3.1
1201	DPL 491	0.75	0.60	1.35	430	23.9	1.63	88	47.51	4.33	2.9
1209	STV 8M009	0.92	0.56	1.48	455	28.8	1.73	84	47.62	4.08	2.7
1009	NU 33 B	0.83	0.56	1.40	435	27.9	1.70	86	49.14	4.42	2.9
1204	MS 3-2-19	0.90	0.61	1.51	426	24.4	1.64	88	48.37	4.40	2.9
1140	DELTA PEARL	0.68	0.47	1.15	433	23.3	1.56	89	46.64	4.27	3.0
1208	STV 580	0.88	0.61	1.49	440	29.5	1.74	84	49.59	4.43	2.8
1207	SS 0102	0.83	0.61	1.43	438	26.0	1.65	87	47.24	4.28	3.0
1202	JAJO 8164	0.75	0.47	1.22	435	25.7	1.66	87	47.83	4.33	2.9
1176	JAJO 8067	0.75	0.49	1.24	463	32.3	1.80	82	48.84	4.14	2.7
1117	FIBERMAX 832	0.59	0.46	1.05	449	21.0	1.57	91	43.82	3.78	2.8
1205	NC 98-34	0.81	0.52	1.33	434	25.2	1.65	88	47.63	4.30	2.9
1206	SS 0101	0.82	0.54	1.36	435	25.7	1.66	87	47.71	4.29	2.9
1128	ACALA 1517-99	0.72	0.51	1.22	471	24.4	1.64	88	43.70	3.62	2.7
1167	NM 970513	0.72	0.49	1.21	456	22.2	1.59	90	43.55	3.69	2.8
773	ACALA MAXXA	0.65	0.38	1.03	482	30.8	1.77	83	46.17	3.74	2.6
.	LSD	0.12	0.07	0.18	27.5	5.5	0.13	4	1.91	0.31	0.2

SUBREGION 72 HIGH QUALITY COMBINING LOCATIONS:

ROCKY MOUNT,NC, FLORENCE,SC, TIFTON,GA, BELLE MINA,AL

VARIETY CODE	VARIETY NAME	LINT	BOLL	YARN			DIGITAL FIBROGRAPH		STELOMETER	
		YIELD (lb/acre)	SIZE (g/boll)	LINT PERCENT	SEED INDEX	TENACITY (mN/TEX)	2.5% S.L. (inches)	50% S.L. (inches)	T1 (mN/tex)	E1 (%)
1203	JAJO 8192	1361	5.74	40.2	10.4	137	1.18	0.57	204	8.8
1137	PHYTOGEN PSC 355	1292	4.99	39.6	9.6	124	1.10	0.55	201	9.3
1104	SG 747	1265	5.63	41.7	9.3	111	1.11	0.55	176	10.1
1204	MS 3-2-19	1241	4.94	39.6	9.3	128	1.09	0.55	201	8.5
1175	FIBERMAX 966	1212	5.85	40.6	10.7	148	1.12	0.56	237	6.2

1200	ARK 9111-57-12	1211	5.61	41.2	10.6	133	1.12	0.56	203	9.1
1201	DPL 491	1206	5.71	42.3	9.0	145	1.18	0.58	216	8.0
1202	JAJO 8164	1194	5.05	41.4	9.9	140	1.08	0.56	231	9.4
1209	STV 8M009	1191	4.47	38.5	8.3	136	1.12	0.56	210	8.2
1208	STV 580	1184	5.16	39.6	9.3	128	1.10	0.55	209	9.5
1009	NU 33 B	1178	4.99	38.9	9.0	127	1.10	0.55	193	8.9
1140	DELTA PEARL	1113	4.79	40.0	8.5	141	1.15	0.56	208	7.5
1207	SS 0102	1101	5.36	40.3	8.5	128	1.10	0.54	196	9.0
1176	JAJO 8067	1084	5.65	42.4	9.1	137	1.15	0.56	220	8.1
1117	FIBERMAX 832	1061	5.65	37.5	9.6	154	1.15	0.57	233	7.7
1205	NC 98-34	1061	4.81	40.6	8.1	146	1.11	0.55	225	7.5
1206	SS 0101	1059	5.03	40.1	8.9	129	1.09	0.55	200	8.6
1128	ACALA 1517-99	973	5.42	38.6	10.4	150	1.18	0.57	228	8.4
1167	NM 970513	813	5.33	35.7	10.7	162	1.17	0.58	255	6.3
773	ACALA MAXXA	599	5.69	39.2	11.2	151	1.16	0.57	233	7.2
.	LSD	141	0.47	.	0.6	5	0.03	0.02	16	1.0

SL-HVI Starlab (Calibrated to USDA SL-HVI Std.)

VARIETY CODE	VARIETY NAME	MICRO-NAIRE (reading)	2.5% S.L. (in.)	UNIFO-MITY (%)	STRE-NGTH (g/tex)	E	COLORIMETER HUNTER'S Rd	b	MICRO-NAIRE (Reading)	SEED YIELD (lb/ac)	OIL (%)	NITR OGEN (%)
1203	JAJO 8192	4.50	1.18	86.1	29.3	9.1	75.8	8.4	4.60	1720	19.86	3.35
1137	PHYTOGEN PSC 355	4.97	1.08	83.9	31.3	9.5	72.5	8.5	5.07	1649	20.27	3.28
1104	SG 747	4.98	1.12	84.4	28.2	9.2	73.2	8.6	5.07	1496	17.55	3.17
1204	MS 3-2-19	4.72	1.07	83.4	30.8	8.8	73.0	7.9	4.80	1589	20.12	3.29
1175	FIBERMAX 966	4.48	1.15	84.3	36.2	8.1	74.3	7.4	4.65	1583	20.88	3.14
1200	ARK 9111-57-12	4.45	1.10	84.5	31.7	9.5	72.3	8.4	4.60	1538	19.82	3.21
1201	DPL 491	4.30	1.17	84.6	32.7	8.4	74.0	8.3	4.43	1413	17.46	3.07
1202	JAJO 8164	4.50	1.07	83.4	34.8	9.3	75.2	8.6	4.60	1598	20.12	3.33
1209	STV 8M009	4.32	1.12	84.0	33.5	8.9	73.8	8.6	4.48	1717	19.43	3.37
1208	STV 580	4.58	1.12	83.7	31.8	9.3	75.2	8.3	4.78	1796	18.96	3.21
1009	NU 33 B	4.43	1.10	82.8	30.3	8.6	76.2	7.9	4.48	1495	18.70	3.05
1140	DELTA PEARL	4.38	1.17	84.8	31.8	8.2	76.3	7.7	4.52	1295	17.07	3.17
1207	SS 0102	4.53	1.08	82.8	32.2	9.0	76.2	7.6	4.67	1159	19.96	3.03
1176	JAJO 8067	4.42	1.17	84.2	33.2	8.8	70.7	8.1	4.40	1422	20.30	3.44
1117	FIBERMAX 832	3.97	1.17	84.8	33.8	8.3	75.7	7.8	4.07	1348	18.87	3.30

2001 National Cotton Variety Test

1205	NC 98-34	4.27	1.13	83.8	35.2	8.6	75.7	8.4	4.37	1231	17.68	3.19
1206	SS 0101	4.47	1.10	83.0	31.7	8.9	76.7	7.8	4.57	1389	19.93	3.15
1128	ACALA 1517-99	4.18	1.20	84.3	34.0	8.4	73.7	8.5	4.25	1393	20.33	3.40
1167	NM 970513	4.25	1.17	84.6	37.7	8.4	74.5	8.3	4.33	1281	21.38	3.43
773	ACALA MAXXA	3.80	1.13	84.4	34.8	8.3	75.2	8.1	3.83	974	18.96	3.63
.	LSD	0.34	0.05	1.0	1.6	0.3	3.2	0.8	0.36	.	1.28	0.21

VARIETY CODE	VARIETY NAME	---GOSSYPOL LEVELS---			-----AREALOMETER DATA-----						
		PLUS (+)	MINUS (-)	TOTAL (%)	A ---(mm2/mm3)---	D	I	M (%)	p (microns)	w (mg/in)	t (microns)
1203	JAJO 8192	0.87	0.59	1.46	439	25.9	1.67	86	47.88	4.22	2.8
1137	PHYTOGEN PSC 355	0.88	0.58	1.46	399	26.4	1.69	86	53.22	5.20	3.1
1104	SG 747	0.78	0.59	1.37	393	26.2	1.68	86	53.52	5.27	3.2
1204	MS 3-2-19	0.88	0.61	1.48	409	24.8	1.65	88	50.54	4.82	3.1
1175	FIBERMAX 966	0.69	0.52	1.21	418	15.5	1.44	96	43.42	4.05	3.1
1200	ARK 9111-57-12	0.72	0.49	1.20	430	24.8	1.64	88	48.00	4.38	3.0
1201	DPL 491	0.78	0.58	1.36	430	23.0	1.61	89	47.00	4.27	2.9
1202	JAJO 8164	0.78	0.51	1.28	420	24.1	1.63	88	48.76	4.50	3.0
1209	STV 8M009	0.84	0.54	1.38	444	32.3	1.80	82	50.86	4.45	2.7
1208	STV 580	0.74	0.59	1.33	426	28.4	1.71	85	50.56	4.68	3.0
1009	NU 33 B	0.83	0.58	1.40	432	27.5	1.70	85	49.55	4.49	2.9
1140	DELTA PEARL	0.74	0.54	1.28	431	24.1	1.63	88	47.61	4.33	2.9
1207	SS 0102	0.75	0.58	1.32	418	25.3	1.66	87	49.67	4.63	3.0
1176	JAJO 8067	0.74	0.48	1.22	431	31.5	1.78	82	51.96	4.71	2.8
1117	FIBERMAX 832	0.68	0.53	1.20	474	30.0	1.75	84	46.44	3.84	2.6
1205	NC 98-34	0.77	0.51	1.27	447	29.8	1.75	84	49.52	4.35	2.8
1206	SS 0101	0.79	0.57	1.36	424	27.1	1.70	86	50.46	4.65	2.9
1128	ACALA 1517-99	0.73	0.55	1.27	449	23.8	1.63	88	45.67	3.97	2.8
1167	NM 970513	0.71	0.52	1.23	439	18.5	1.51	93	43.41	3.84	2.9
773	ACALA MAXXA	0.75	0.48	1.23	479	34.7	1.85	80	49.17	4.10	2.5
.	LSD	0.19	0.11	0.29	27.2	5.9	0.12	5	3.01	0.42	0.2

INDIVIDUAL LOCATIONS - REGIONAL HIGH QUALITY

COLLEGE STATION, TX

VARIETY CODE	VARIETY NAME	LINT	BOLL	LINT PERCENT	SEED INDEX	YARN TENACITY (mN/TEX)	DIGITAL FIBROGRAPH		STELOMETER	
		YIELD (lb/acre)	SIZE (g/boll)				2.5% S.L. (inches)	50% S.L. (inches)	T1 (mN/tex)	E1 (%)
1137	PHYTOGEN PSC 355	1086	4.05	40.4	9.2	118	1.12	0.55	211	7.3
1204	MS 3-2-19	1036	4.20	39.4	9.4	130	1.11	0.55	227	6.4
1209	STV 8M009	955	3.90	41.3	7.1	121	1.10	0.55	217	6.7
1202	JAJO 8164	930	4.45	41.8	8.6	135	1.07	0.55	221	7.5
1104	SG 747	915	4.20	41.5	9.2	108	1.09	0.55	186	7.2
1117	FIBERMAX 832	891	5.90	38.9	10.6	142	1.19	0.56	230	5.8
1140	DELTA PEARL	881	3.95	42.6	7.5	119	1.12	0.52	198	6.2
1009	NU 33 B	859	4.20	38.1	7.9	116	1.09	0.54	195	6.9
1175	FIBERMAX 966	857	5.25	39.6	11.6	141	1.15	0.57	240	5.3
1201	DPL 491	853	4.65	43.1	8.6	121	1.15	0.53	214	5.5
1200	ARK 9111-57-12	818	4.80	40.6	10.2	122	1.12	0.55	204	6.8
1128	ACALA 1517-99	798	5.45	38.8	10.6	138	1.18	0.58	242	6.1
1176	JAJO 8067	782	4.45	41.7	8.8	123	1.17	0.59	209	6.7
1205	NC 98-34	779	3.75	42.6	7.5	138	1.12	0.56	239	5.3
1207	SS 0102	771	4.90	39.0	7.9	117	1.10	0.53	205	5.7
1206	SS 0101	762	4.50	39.0	8.1	116	1.11	0.54	204	6.7
1208	STV 580	758	4.40	39.7	8.5	121	1.11	0.55	210	7.0
1167	NM 970513	560	4.10	32.6	11.0	171	1.17	0.57	291	4.7
773	ACALA MAXXA	532	4.75	40.7	11.5	136	1.13	0.56	242	5.7
.	LSD	164	0.56	2.1	0.6	12	0.03	0.03	16	1.2

SL-HVI Starlab (Calibrated to USDA SL-HVI Std.)

VARIETY CODE	VARIETY NAME	MICRO-	2.5%	UNIFO-	STRE-	E	COLORIMETER		MICRO-	SEED	OIL (%)	NITR OGEN (%)
		NAIRE (reading)	S.L. (in.)	MITY (%)	NGTH (g/tex)		HUNTER'S Rd	NAIRE b (Reading)	YIELD (lb/ac)			
1137	PHYTOGEN PSC 355	4.60	1.10	83.6	31.5	8.7	61.5	7.1	5.25	1524	20.87	3.29
1204	MS 3-2-19	5.00	1.10	83.7	32.0	8.2	62.5	7.0	5.15	1605	19.51	3.53
1209	STV 8M009	4.95	1.10	83.4	34.0	7.7	59.0	6.3	4.80	1360	19.57	2.99
1202	JAJO 8164	4.95	1.10	82.9	38.5	8.8	63.5	5.7	5.10	1251	20.22	3.36
1104	SG 747	5.20	1.10	82.6	27.5	8.4	59.5	6.7	5.20	1312	17.67	3.27

2001 National Cotton Variety Test

1117	FIBERMAX 832	4.50	1.20	85.0	32.5	7.5	66.0	5.9	4.60	1292	19.65	3.33
1140	DELTA PEARL	4.90	1.10	81.7	29.0	7.5	66.0	5.2	5.55	1272	16.55	3.52
1009	NU 33 B	5.00	1.10	82.0	29.0	7.7	69.0	6.6	4.95	1402	19.97	2.83
1175	FIBERMAX 966	4.65	1.15	83.6	37.5	7.3	61.0	6.3	4.80	1234	21.48	3.25
1201	DPL 491	4.70	1.20	81.9	31.0	7.3	62.0	6.1	5.05	1084	17.89	3.38
1200	ARK 9111-57-12	5.10	1.10	84.0	31.0	8.7	57.5	5.3	5.20	1133	20.29	3.48
1128	ACALA 1517-99	4.20	1.20	84.4	34.5	7.6	58.5	6.2	4.35	1253	20.60	3.49
1176	JAJO 8067	4.65	1.20	84.2	33.0	7.8	62.0	6.6	4.50	1043	20.03	3.46
1205	NC 98-34	5.20	1.10	84.1	38.5	8.2	66.5	6.6	5.00	1065	17.67	3.31
1207	SS 0102	5.40	1.10	82.3	32.5	7.8	69.5	6.3	5.25	1250	19.61	3.11
1206	SS 0101	5.65	1.10	82.4	31.0	7.8	68.5	5.8	5.35	1239	20.67	3.29
1208	STV 580	5.35	1.10	82.6	31.0	7.7	68.5	7.0	5.25	1112	18.66	3.25
1167	NM 970513	4.55	1.20	85.1	45.5	8.1	62.0	6.5	4.30	1162	20.97	3.51
773	ACALA MAXXA	4.25	1.20	84.6	34.5	7.4	60.0	5.7	4.10	789	17.86	3.84
.	LSD	0.51	0.03	1.7	2.6	0.5	5.2	1.5	0.39	356	1.13	0.30

VARIETY CODE	VARIETY NAME	---GOSSYPOL LEVELS---			-----AREALOMETER DATA-----						
		PLUS (+)	MINUS (-)	TOTAL (%)	A ---(mm2/mm3)---	D	I	M (%)	p (microns)	w (mg/in)	t (microns)
1137	PHYTOGEN PSC 355	0.92	0.59	1.51	383	24.0	1.64	88	53.78	5.43	3.2
1204	MS 3-2-19	0.91	0.60	1.51	393	18.0	1.51	93	48.04	4.73	3.3
1209	STV 8M009	0.86	0.61	1.47	421	26.8	1.70	86	50.64	4.66	2.9
1202	JAJO 8164	0.75	0.44	1.18	377	17.3	1.49	94	49.63	5.10	3.4
1104	SG 747	0.71	0.54	1.24	364	15.8	1.20	95	49.93	5.31	3.6
1117	FIBERMAX 832	0.53	0.44	0.97	414	17.8	1.50	93	45.49	4.25	3.1
1140	DELTA PEARL	0.65	0.43	1.08	381	13.0	1.14	98	45.61	4.63	3.5
1009	NU 33 B	0.94	0.61	1.54	383	16.0	1.46	95	47.82	4.83	3.4
1175	FIBERMAX 966	0.54	0.49	1.02	399	15.5	1.45	95	45.55	4.42	3.3
1201	DPL 491	0.68	0.59	1.26	387	18.3	1.51	93	48.99	4.89	3.3
1200	ARK 9111-57-12	0.65	0.42	1.07	379	15.0	1.44	96	47.55	4.86	3.4
1128	ACALA 1517-99	0.69	0.48	1.17	439	22.0	1.60	90	45.69	4.03	2.8
1176	JAJO 8067	0.73	0.42	1.15	420	23.8	1.64	88	48.86	4.50	2.9
1205	NC 98-34	0.75	0.45	1.20	384	15.3	1.44	96	47.06	4.74	3.4
1207	SS 0102	0.92	0.67	1.58	361	12.5	1.37	98	47.69	5.12	3.7
1206	SS 0101	0.81	0.56	1.36	363	12.0	1.36	99	46.92	5.00	3.7
1208	STV 580	1.03	0.55	1.58	379	19.5	1.54	92	50.99	5.20	3.3
1167	NM 970513	0.82	0.51	1.33	429	14.3	1.42	96	41.39	3.73	3.1

773	ACALA MAXXA	0.63	0.33	0.95	440	24.3	1.64	88	46.85	4.12	2.8
.	LSD	0.14	0.14	0.21	14.4	5.3	0.34	5	4.21	0.49	0.2

BOSSIER CITY, LA

VARIETY CODE	VARIETY NAME	LINT YIELD (lb/acre)	BOLL SIZE (g/boll)	LINT PERCENT	SEED INDEX	YARN TENACITY (mN/TEX)	DIGITAL 2.5% S.L. (inches)	FIBROGRAPH 50% S.L. (inches)	STELOMETER T1 (mN/tex)	E1 (%)
1104	SG 747	1012	4.65	43.6	9.0	109	1.09	0.54	177	7.7
1201	DPL 491	912	4.70	44.9	8.8	120	1.11	0.54	205	6.2
1200	ARK 9111-57-12	891	4.85	42.8	10.0	128	1.09	0.54	183	7.7
1137	PHYTOGEN PSC 355	890	4.40	43.1	9.1	123	1.11	0.55	194	7.7
1202	JAJO 8164	888	4.70	43.3	9.2	140	1.09	0.56	194	7.5
1175	FIBERMAX 966	874	5.35	42.6	10.4	142	1.10	0.54	183	5.3
1209	STV 8M009	819	4.15	39.6	7.6	127	1.10	0.54	193	7.0
1207	SS 0102	810	5.10	41.0	8.1	100	1.10	0.52	171	6.9
1208	STV 580	807	4.60	41.7	8.6	118	1.10	0.54	185	7.7
1203	JAJO 8192	803	5.25	43.0	9.0	126	1.11	0.54	183	7.8
1128	ACALA 1517-99	796	4.70	40.4	9.7	149	1.15	0.57	214	6.2
1204	MS 3-2-19	788	4.40	40.2	9.4	131	1.09	0.54	197	6.7
1176	JAJO 8067	781	4.35	43.7	8.8	121	1.15	0.55	204	6.2
1206	SS 0101	772	4.45	40.6	8.0	113	1.12	0.54	178	7.0
1009	NU 33 B	748	4.50	40.7	8.1	114	1.09	0.53	181	6.8
1140	DELTA PEARL	747	4.60	42.8	8.1	118	1.11	0.54	181	5.3
1205	NC 98-34	739	3.65	42.3	8.0	133	1.10	0.53	180	6.6
1117	FIBERMAX 832	691	5.00	39.5	9.8	152	1.12	0.55	212	5.7
1167	NM 970513	687	4.80	35.6	10.2	171	1.12	0.56	237	5.7
773	ACALA MAXXA	468	4.90	41.2	10.6	145	1.11	0.55	237	6.5
.	LSD	152	0.39	1.3	0.6	8	0.02	0.02	15	0.8

SL-HVI Starlab (Calibrated to USDA SL-HVI Std.)

MICRO-

2.5% UNIFO- STRE-

COLORIMETER MICRO-

SEED

NITR

VARIETY CODE	VARIETY NAME	NAIRE (reading)	S.L. (in.)	MITY (%)	NGTH (g/tex)	E	HUNTER'S Rd	NAIRE b (Reading)	YIELD (lb/ac)	OIL (%)	OGEN (%)	
1104	SG 747	5.05	1.10	83.2	30.0	8.5	65.0	6.4	4.65	1469	15.77	3.39
1201	DPL 491	4.75	1.20	83.3	30.0	7.5	68.0	6.3	4.80	1181	17.35	3.58
1200	ARK 9111-57-12	4.75	1.10	84.0	31.0	8.8	68.0	7.2	5.00	1254	19.50	3.69
1137	PHYTOGEN PSC 355	4.90	1.10	83.8	32.5	9.0	67.0	6.7	5.00	1375	18.03	3.43
1202	JAJO 8164	4.80	1.10	82.8	35.5	8.7	70.0	6.3	4.95	1314	19.22	3.51
1175	FIBERMAX 966	4.75	1.10	83.6	32.0	7.3	70.0	6.2	4.80	1295	19.33	3.40
1209	STV 8M009	4.45	1.10	82.2	32.0	8.4	68.0	6.5	4.70	1405	18.87	2.93
1207	SS 0102	4.85	1.10	81.5	28.5	7.7	71.0	6.1	5.05	1220	20.39	3.23
1208	STV 580	4.65	1.10	82.7	29.5	7.8	70.0	6.3	4.80	1269	19.30	3.03
1203	JAJO 8192	4.65	1.10	84.3	29.5	8.8	68.5	6.7	4.70	1147	19.11	3.27
1128	ACALA 1517-99	4.20	1.20	84.0	33.0	7.8	67.0	6.8	4.30	1359	19.17	3.58
1204	MS 3-2-19	4.45	1.10	83.1	29.5	8.2	67.0	6.9	4.60	1369	17.61	3.48
1176	JAJO 8067	4.50	1.20	83.8	31.0	7.6	71.5	7.5	4.40	1223	19.64	3.44
1206	SS 0101	4.55	1.10	82.3	29.5	7.5	66.0	5.9	4.70	1322	18.72	3.31
1009	NU 33 B	4.55	1.10	82.6	28.5	7.5	70.5	6.4	4.75	1328	18.08	3.25
1140	DELTA PEARL	4.60	1.15	83.0	28.5	7.2	71.0	6.1	4.85	1186	16.98	3.35
1205	NC 98-34	4.70	1.15	83.4	33.0	7.9	71.0	6.6	4.90	1172	19.58	3.23
1117	FIBERMAX 832	4.55	1.15	84.2	32.0	7.6	71.0	6.7	4.50	1200	17.94	3.58
1167	NM 970513	4.45	1.20	84.4	37.0	7.9	71.0	6.8	4.35	1385	18.98	3.52
773	ACALA MAXXA	4.00	1.10	84.6	35.5	7.8	68.0	6.7	4.00	796	17.66	4.06
.	LSD	0.38	0.05	1.2	2.2	0.5	3.3	1.0	0.65	352	2.02	0.34

---GOSSYPOL LEVELS---

-----AREALOMETER DATA-----

VARIETY CODE	VARIETY NAME	PLUS (+)	MINUS (-)	TOTAL (%)	A ---(mm2/mm3)---	D	I	M (%)	p (microns)	w (mg/in)	t (microns)
1104	SG 747	0.59	0.44	1.03	388	23.5	1.63	88	52.66	5.25	3.2
1201	DPL 491	0.66	0.53	1.19	400	16.8	1.48	94	46.30	4.48	3.2
1200	ARK 9111-57-12	0.60	0.40	1.00	400	13.5	1.39	98	43.48	4.20	3.4
1137	PHYTOGEN PSC 355	0.71	0.40	1.11	389	23.3	1.62	89	52.49	5.23	3.2
1202	JAJO 8164	0.68	0.41	1.09	396	18.3	1.50	93	47.48	4.64	3.3
1175	FIBERMAX 966	0.51	0.43	0.94	406	14.0	1.41	97	43.59	4.16	3.3
1209	STV 8M009	0.96	0.50	1.45	418	20.0	1.55	91	46.28	4.28	3.1
1207	SS 0102	0.78	0.56	1.34	403	17.3	1.49	94	46.31	4.45	3.2

2001 National Cotton Variety Test

1208	STV 580	0.76	0.52	1.28	410	20.5	1.56	91	47.82	4.51	3.1
1203	JAJO 8192	0.74	0.41	1.15	432	21.8	1.59	90	46.20	4.14	2.9
1128	ACALA 1517-99	0.68	0.46	1.14	452	16.0	1.46	95	40.46	3.47	2.9
1204	MS 3-2-19	0.75	0.48	1.22	426	24.0	1.64	88	48.31	4.38	2.9
1176	JAJO 8067	0.63	0.38	1.00	434	25.0	1.66	88	48.10	4.29	2.8
1206	SS 0101	0.77	0.47	1.24	417	18.8	1.52	93	45.78	4.24	3.1
1009	NU 33 B	0.82	0.53	1.35	422	24.3	1.65	88	48.97	4.49	2.9
1140	DELTA PEARL	0.58	0.39	0.96	406	18.5	1.52	93	46.89	4.47	3.2
1205	NC 98-34	0.71	0.42	1.13	406	18.0	1.51	93	46.55	4.44	3.2
1117	FIBERMAX 832	0.45	0.34	0.78	450	17.3	1.49	94	41.55	3.58	2.8
1167	NM 970513	0.66	0.43	1.08	429	14.0	1.41	97	41.15	3.71	3.1
773	ACALA MAXXA	0.57	0.33	0.89	462	23.5	1.63	88	44.23	3.70	2.7
.	LSD	0.13	0.13	0.21	35.6	12.5	0.29	11	6.13	0.47	0.5

STONEVILLE, MS

VARIETY CODE	VARIETY NAME	LINT	BOLL	LINT PERCENT	SEED INDEX	YARN	DIGITAL FIBROGRAPH		STELOMETER	
		YIELD (lb/acre)	SIZE (g/boll)			TENACITY (mN/TEX)	2.5% S.L. (inches)	50% S.L. (inches)	T1 (mN/tex)	E1 (%)
1104	SG 747	1385	3.88	42.7	8.5	110	1.07	0.56	189	8.5
1208	STV 580	1307	4.37	41.9	8.0	116	1.02	0.53	210	8.2
1207	SS 0102	1234	4.22	42.3	7.5	116	1.05	0.54	186	7.2
1009	NU 33 B	1223	3.94	40.4	7.5	112	1.06	0.53	195	7.7
1200	ARK 9111-57-12	1196	4.40	42.2	9.6	124	1.08	0.58	210	7.7
1140	DELTA PEARL	1190	3.59	44.6	7.3	113	1.12	0.55	193	5.9
1204	MS 3-2-19	1176	3.89	41.4	8.4	126	1.06	0.56	205	7.0
1175	FIBERMAX 966	1152	4.97	42.5	9.9	140	1.11	0.57	231	4.8
1201	DPL 491	1151	4.61	46.2	7.6	127	1.15	0.56	203	6.3
1205	NC 98-34	1128	3.86	43.5	7.2	129	1.04	0.53	214	6.3
1209	STV 8M009	1125	3.78	41.1	6.8	118	1.04	0.53	209	7.2
1203	JAJO 8192	1124	4.49	42.5	8.4	155	1.22	0.64	267	6.2
1176	JAJO 8067	1115	4.15	44.0	8.3	121	1.12	0.54	200	6.7
1206	SS 0101	1107	3.90	41.8	7.7	113	1.03	0.51	187	7.7

1137	PHYTOGEN PSC 355	1070	3.20	43.0	8.5	116	1.06	0.56	191	8.2
1117	FIBERMAX 832	966	4.45	41.0	9.5	143	1.19	0.60	228	5.9
1202	JAJO 8164	929	4.38	43.2	8.6	135	1.03	0.56	226	7.7
1128	ACALA 1517-99	865	4.25	40.1	9.4	139	1.17	0.61	228	6.8
773	ACALA MAXXA	616	4.33	38.2	10.9	132	1.11	0.56	243	6.3
1167	NM 970513	501	3.77	32.3	9.7	163	1.11	0.60	272	4.8
.	LSD	163	0.60	0.6	0.5	9	0.04	0.03	19	0.8

SL-HVI Starlab (Calibrated to USDA SL-HVI Std.)

VARIETY CODE	VARIETY NAME	MICRO-NAIRE (reading)	2.5% S.L. (in.)	UNIFO-MITY (%)	STRE-NGTH (g/tex)	E	COLORIMETER HUNTER'S Rd	b	MICRO-NAIRE (Reading)	SEED YIELD (lb/ac)	OIL (%)	NITR OGEN (%)
1104	SG 747	5.00	1.10	82.5	27.0	9.1	64.0	9.4	5.20	1695	19.27	2.68
1208	STV 580	4.95	1.00	80.3	30.0	9.2	64.5	9.4	5.00	1896	20.94	2.54
1207	SS 0102	4.80	1.05	81.3	28.0	8.2	64.5	9.0	4.85	1668	21.93	2.72
1009	NU 33 B	4.55	1.05	80.3	26.5	8.2	65.0	9.4	4.70	1715	20.63	2.51
1200	ARK 9111-57-12	4.80	1.10	83.5	31.0	9.3	64.0	9.3	4.80	1712	22.23	2.65
1140	DELTA PEARL	5.00	1.10	81.0	28.5	7.7	65.0	9.4	5.05	1508	19.32	2.86
1204	MS 3-2-19	4.65	1.10	82.6	29.5	8.5	64.0	9.1	4.85	1675	21.81	2.84
1175	FIBERMAX 966	4.70	1.10	82.4	32.5	7.7	64.5	9.4	4.85	1683	23.89	2.86
1201	DPL 491	4.70	1.15	83.0	29.0	7.7	65.0	9.5	4.70	1167	19.17	2.78
1205	NC 98-34	5.10	1.10	80.9	31.0	8.2	64.5	9.2	5.20	1324	20.42	2.75
1209	STV 8M009	4.60	1.10	81.2	30.5	8.6	64.0	9.3	4.50	1696	20.68	2.63
1203	JAJO 8192	4.05	1.20	84.5	35.5	8.6	64.0	9.2	4.15	1442	22.05	3.15
1176	JAJO 8067	4.65	1.10	82.8	29.5	8.7	64.0	9.3	4.60	1453	22.76	2.93
1206	SS 0101	4.80	1.05	80.1	28.0	8.5	64.5	9.4	4.95	1559	22.17	2.56
1137	PHYTOGEN PSC 355	4.80	1.10	83.0	29.5	9.0	64.0	9.2	4.90	1479	23.09	2.78
1117	FIBERMAX 832	4.15	1.20	83.9	32.5	8.2	65.0	9.4	4.25	1175	21.99	3.06
1202	JAJO 8164	4.70	1.05	81.6	33.5	9.5	64.0	9.3	4.85	1255	22.51	2.83
1128	ACALA 1517-99	4.25	1.20	83.5	31.5	8.3	64.5	9.3	4.25	1307	22.15	2.96
773	ACALA MAXXA	4.05	1.10	81.6	33.0	8.3	64.5	9.2	4.10	987	20.05	3.17
1167	NM 970513	4.10	1.10	82.5	40.0	8.3	64.5	9.3	4.10	1046	23.15	2.94
.	LSD	0.38	0.07	1.1	2.8	0.7	0.9	0.4	0.37	353	1.89	0.22

---GOSSYPOL LEVELS---

-----AREALOMETER DATA-----

2001 National Cotton Variety Test

VARIETY CODE	VARIETY NAME	PLUS (+)	MINUS (-)	TOTAL (%)	A ---(mm2/mm3)---	D	I	M (%)	p (microns)	w (mg/in)	t (microns)
1104	SG 747	0.84	0.67	1.51	390	17.5	1.49	94	48.13	4.77	3.3
1208	STV 580	1.07	0.80	1.87	415	21.8	1.59	90	48.10	4.50	3.0
1207	SS 0102	1.05	0.77	1.82	392	14.3	1.42	97	45.26	4.48	3.4
1009	NU 33 B	0.99	0.68	1.67	407	20.3	1.56	91	48.08	4.58	3.1
1200	ARK 9111-57-12	0.73	0.49	1.22	399	14.3	1.16	97	44.26	4.28	3.3
1140	DELTA PEARL	0.81	0.61	1.41	385	13.5	1.40	97	45.63	4.59	3.4
1204	MS 3-2-19	1.03	0.73	1.76	422	23.3	1.62	89	47.92	4.39	3.0
1175	FIBERMAX 966	0.64	0.56	1.20	413	14.8	1.18	96	43.42	4.07	3.2
1201	DPL 491	0.89	0.76	1.64	400	17.5	1.49	94	46.83	4.53	3.2
1205	NC 98-34	0.91	0.58	1.49	391	16.8	1.48	95	47.43	4.69	3.3
1209	STV 8M009	1.19	0.64	1.83	440	20.0	1.55	91	44.34	3.91	2.9
1203	JAJO 8192	0.76	0.54	1.30
1176	JAJO 8067	0.89	0.57	1.46	418	25.0	1.66	87	49.92	4.62	3.0
1206	SS 0101	1.02	0.66	1.68	414	20.5	1.56	91	47.44	4.44	3.1
1137	PHYTOGEN PSC 355	1.10	0.66	1.76	406	24.0	1.64	88	50.72	4.83	3.1
1117	FIBERMAX 832	0.63	0.52	1.15	446	19.3	1.54	92	43.20	3.74	2.9
1202	JAJO 8164	0.93	0.59	1.51	393	15.3	1.44	96	45.93	4.52	3.3
1128	ACALA 1517-99	0.91	0.64	1.55	443	19.8	1.55	92	43.76	3.82	2.9
773	ACALA MAXXA	0.79	0.46	1.25	468	31.0	1.78	82	47.79	3.95	2.6
1167	NM 970513	0.79	0.54	1.33	466	18.5	1.52	93	40.83	3.39	2.8
.	LSD	0.08	0.08	0.13	27.8	8.4	0.36	7	3.86	0.39	0.3

PORTAGEVILLE, MO

VARIETY CODE	VARIETY NAME	LINT YIELD (lb/acre)	BOLL SIZE (g/boll)	LINT PERCENT	SEED INDEX	YARN TENACITY (mN/TEX)	DIGITAL 2.5% S.L. (inches)	FIBROGRAPH 50% S.L. (inches)	STELOMETER T1 (mN/tex)	E1 (%)
1104	SG 747	1202	.	.	.	121	1.18	0.58	182	9.0
1203	JAJO 8192	1076	.	.	.	138	1.20	0.59	212	8.3
1200	ARK 9111-57-12	1015	.	.	.	135	1.18	0.59	211	8.7

1209	STV 8M009	951	.	.	.	135	1.18	0.58	215	8.3
1137	PHYTOGEN PSC 355	945	.	.	.	130	1.16	0.57	214	8.7
1117	FIBERMAX 832	939	.	.	.	156	1.22	0.60	249	7.0
1175	FIBERMAX 966	934	.	.	.	160	1.21	0.59	248	7.2
1206	SS 0101	923	.	.	.	133	1.18	0.58	209	8.4
1009	NU 33 B	904	.	.	.	130	1.18	0.56	210	7.9
1202	JAJO 8164	893	.	.	.	148	1.17	0.59	237	8.3
1208	STV 580	881	.	.	.	131	1.19	0.58	219	8.2
1176	JAJO 8067	876	.	.	.	141	1.21	0.59	231	6.2
1207	SS 0102	870	.	.	.	133	1.17	0.56	207	8.3
1201	DPL 491	859	.	.	.	149	1.21	0.58	247	6.3
1140	DELTA PEARL	789	.	.	.	141	1.19	0.56	210	7.8
1205	NC 98-34	708	.	.	.	149	1.19	0.58	233	6.5
1128	ACALA 1517-99	680	.	.	.	149	1.23	0.60	256	6.9
1167	NM 970513	541	.	.	.	155	1.23	0.60	270	6.5
773	ACALA MAXXA	491	.	.	.	151	1.18	0.59	243	6.0
.	LSD	123	.	.	.	9	0.04	0.02	24	1.6

SL-HVI Starlab (Calibrated to USDA SL-HVI Std.)

VARIETY CODE	VARIETY NAME	MICRO- NAIRE (reading)	2.5% S.L. (in.)	UNIFO- MITY (%)	STRE- NGTH (g/tex)	E	COLORIMETER HUNTER'S Rd	b	MICRO- NAIRE (Reading)	SEED YIELD (lb/ac)	OIL (%)	NITR OGEN (%)
1104	SG 747	4.65	1.15	84.3	28.0	8.7	70.5	9.1	4.80	.	16.30	3.70
1203	JAJO 8192	4.00	1.20	85.6	29.5	8.7	69.5	9.1	4.05	.	17.84	3.66
1200	ARK 9111-57-12	4.50	1.20	84.8	30.0	8.7	68.0	8.8	4.65	.	20.14	3.74
1209	STV 8M009	4.10	1.20	84.2	31.0	8.2	69.0	8.8	4.20	.	18.74	3.70
1137	PHYTOGEN PSC 355	4.60	1.15	84.4	31.0	9.0	69.0	9.3	4.75	.	20.48	3.80
1117	FIBERMAX 832	4.25	1.20	85.5	34.5	7.8	71.5	8.5	4.30	.	19.67	3.80
1175	FIBERMAX 966	4.25	1.20	84.3	35.0	7.7	69.0	8.4	4.50	.	20.27	3.63
1206	SS 0101	4.15	1.20	84.6	31.5	8.2	70.0	8.4	4.30	.	17.87	3.55
1009	NU 33 B	4.50	1.20	83.8	31.0	8.2	68.0	7.7	4.35	.	18.48	3.44
1202	JAJO 8164	3.75	1.15	84.0	33.5	8.4	69.5	8.7	4.05	.	18.46	3.50
1208	STV 580	4.10	1.20	84.2	31.0	8.3	70.5	9.3	4.25	.	16.98	3.56
1176	JAJO 8067	3.90	1.20	85.1	33.0	8.3	68.5	8.9	4.05	.	18.02	3.64
1207	SS 0102	3.90	1.15	83.1	30.5	8.1	71.5	9.1	4.05	.	17.60	3.36
1201	DPL 491	4.45	1.20	84.5	33.0	7.7	66.5	9.0	4.50	.	17.55	3.62
1140	DELTA PEARL	4.45	1.20	84.4	31.0	7.5	71.5	8.3	4.65	.	17.54	3.69

1205	NC 98-34	3.85	1.20	84.9	33.0	7.7	71.0	9.5	4.00	.	14.90	3.47
1128	ACALA 1517-99	4.10	1.20	85.1	34.5	7.6	68.0	9.0	4.20	.	19.77	3.84
1167	NM 970513	4.05	1.20	85.3	37.0	8.0	68.0	8.9	4.10	.	20.67	3.67
773	ACALA MAXXA	4.00	1.20	84.7	33.0	7.8	63.5	7.6	4.05	.	18.97	4.14
.	LSD	0.44	0.07	1.0	2.7	0.6	6.3	1.3	0.49	.	1.25	0.24

VARIETY CODE	VARIETY NAME	---GOSSYPOL LEVELS---			-----AREALOMETER DATA-----						
		PLUS (+)	MINUS (-)	TOTAL (%)	A ---(mm2/mm3)---	D	I	M (%)	p (microns)	w (mg/in)	t (microns)
1104	SG 747	0.68	0.56	1.23	416	30.3	1.77	83	53.38	4.96	2.9
1203	JAJO 8192	0.49	0.40	0.89	486	36.5	1.89	79	48.78	3.88	2.5
1200	ARK 9111-57-12	0.66	0.45	1.10	431	29.3	1.75	84	50.70	4.55	2.9
1209	STV 8M009	0.62	0.45	1.06	459	29.8	1.76	83	48.02	4.04	2.7
1137	PHYTOGEN PSC 355	0.68	0.38	1.07	416	30.8	1.78	83	53.69	5.01	3.0
1117	FIBERMAX 832	0.86	0.57	1.43	441	20.3	1.56	91	44.21	3.88	2.9
1175	FIBERMAX 966	0.78	0.58	1.36	429	19.3	1.54	92	44.90	4.05	3.0
1206	SS 0101	0.71	0.49	1.19	462	36.3	1.88	79	51.20	4.29	2.6
1009	NU 33 B	0.70	0.48	1.18	429	28.8	1.74	85	50.82	4.58	2.9
1202	JAJO 8164	0.65	0.42	1.07	482	36.0	1.88	79	48.98	3.94	2.5
1208	STV 580	0.72	0.58	1.30	462	40.0	1.95	77	52.86	4.45	2.6
1176	JAJO 8067	0.84	0.65	1.49	474	36.0	1.88	79	49.77	4.06	2.6
1207	SS 0102	0.67	0.52	1.19	484	38.5	1.92	77	49.90	4.04	2.5
1201	DPL 491	0.81	0.56	1.37	432	27.0	1.70	85	49.46	4.43	2.8
1140	DELTA PEARL	0.82	0.56	1.38	422	26.3	1.69	86	50.30	4.63	2.9
1205	NC 98-34	0.96	0.68	1.64	483	38.5	1.93	77	50.19	4.04	2.5
1128	ACALA 1517-99	0.66	0.48	1.14	460	25.8	1.67	87	45.66	3.84	2.7
1167	NM 970513	0.63	0.46	1.09	472	28.0	1.72	85	45.80	3.77	2.6
773	ACALA MAXXA	0.64	0.38	1.02	474	32.0	1.79	82	47.40	3.87	2.6
.	LSD	0.17	0.17	0.26	42.8	13.0	0.25	10	4.43	0.47	0.3

VARIETY CODE	VARIETY NAME	LINT YIELD (lb/acre)	BOLL SIZE (g/boll)	LINT PERCENT	SEED INDEX	YARN TENACITY (mN/TEX)	DIGITAL 2.5% S.L. (inches)	FIBROGRAPH 50% S.L. (inches)	STELOMETER T1 (mN/tex)	E1 (%)
1140	DELTA PEARL	924	3.60	37.3	.	147	1.23	0.58	218	6.8
1137	PHYTOGEN PSC 355	914	4.90	36.8	.	136	1.19	0.57	211	9.0
1200	ARK 9111-57-12	910	4.35	39.2	.	139	1.21	0.58	212	9.5
1201	DPL 491	902	4.55	38.8	.	155	1.26	0.59	214	7.2
1175	FIBERMAX 966	896	5.60	38.5	.	164	1.16	0.57	241	5.3
1104	SG 747	884	4.55	38.8	.	125	1.18	0.58	185	8.4
1009	NU 33 B	866	4.05	35.7	.	143	1.21	0.58	211	6.7
1176	JAJO 8067	819	4.30	39.5	.	146	1.21	0.58	216	8.7
1202	JAJO 8164	819	4.35	38.3	.	155	1.14	0.59	226	9.0
1167	NM 970513	819	4.70	34.5	.	170	1.19	0.59	261	5.8
1209	STV 8M009	808	3.65	37.5	.	141	1.16	0.57	205	7.6
1205	NC 98-34	794	4.15	38.3	.	156	1.18	0.59	235	6.8
1207	SS 0102	779	3.95	36.1	.	148	1.17	0.56	217	8.3
1208	STV 580	760	3.90	36.4	.	140	1.16	0.56	213	8.5
1117	FIBERMAX 832	758	5.45	36.6	.	162	1.25	0.62	244	7.3
773	ACALA MAXXA	737	4.25	35.8	.	148	1.16	0.56	216	7.4
1204	MS 3-2-19	637	4.30	37.9	.	142	1.16	0.58	218	8.4
1128	ACALA 1517-99	630	4.45	36.4	.	159	1.22	0.58	247	6.9
1206	SS 0101	466	4.40	36.6	.	141	1.22	0.58	199	8.7
.	LSD	241	0.86	1.6	.	12	0.03	0.02	16	1.0

SL-HVI Starlab (Calibrated to USDA SL-HVI Std.)

VARIETY CODE	VARIETY NAME	MICRO-NAIRE (reading)	2.5% S.L. (in.)	UNIFO-MITY (%)	STRE-NGTH (g/tex)	SEED E	COLORIMETER HUNTER'S Rd	MICRO-NAIRE (Reading)	SEED YIELD (lb/ac)	OIL (%)	NITR OGEN (%)	
1140	DELTA PEARL	3.45	1.20	85.0	30.0	7.4	77.0	7.6	3.30	1740	14.03	3.10
1137	PHYTOGEN PSC 355	4.60	1.20	85.4	31.0	8.5	70.0	7.9	4.40	1759	19.86	3.48
1200	ARK 9111-57-12	3.65	1.20	85.7	28.5	8.7	70.5	7.3	3.70	1457	18.32	3.47
1201	DPL 491	3.55	1.25	85.7	31.5	7.5	75.5	7.8	3.60	1348	15.64	3.07
1175	FIBERMAX 966	3.85	1.20	86.2	34.5	7.4	76.0	7.4	3.95	1406	20.20	3.13

2001 National Cotton Variety Test

1104	SG 747	4.00	1.20	85.3	27.0	8.6	74.0	8.2	4.00	1372	16.91	3.13
1009	NU 33 B	3.50	1.20	84.6	30.0	7.5	74.5	7.6	3.50	1565	17.29	2.60
1176	JAJ0 8067	3.70	1.20	85.4	31.0	8.3	73.5	8.8	3.35	1381	19.10	2.92
1202	JAJ0 8164	3.50	1.10	84.6	34.0	8.6	71.5	8.1	3.45	1277	17.73	2.97
1167	NM 970513	3.95	1.20	86.5	37.0	8.1	74.0	7.8	3.95	1722	20.85	3.35
1209	STV 8M009	3.50	1.20	85.6	31.0	8.2	69.0	7.5	3.45	1497	18.34	2.98
1205	NC 98-34	3.80	1.20	85.4	32.5	7.5	75.0	8.3	3.90	1302	15.99	3.19
1207	SS 0102	3.35	1.20	84.5	32.0	8.0	74.5	8.1	3.35	1379	16.28	3.15
1208	STV 580	3.45	1.20	84.2	32.0	8.0	73.5	8.7	3.45	1340	15.93	2.91
1117	FIBERMAX 832	3.70	1.25	87.0	32.0	7.5	74.0	7.6	3.60	1228	18.51	3.03
773	ACALA MAXXA	3.25	1.20	85.8	31.0	7.9	75.0	8.1	3.35	1383	17.76	3.22
1204	MS 3-2-19	3.90	1.20	85.4	32.0	8.2	70.5	8.0	4.00	1119	19.67	3.28
1128	ACALA 1517-99	3.50	1.25	86.8	34.0	7.9	73.5	7.9	3.35	934	18.00	3.36
1206	SS 0101	3.50	1.20	85.3	30.0	7.9	75.0	7.7	3.60	813	19.87	3.43
.	LSD	0.65	0.06	1.5	1.5	0.6	3.8	0.9	0.59	660	1.51	0.38

VARIETY CODE	VARIETY NAME	---GOSSYPOL LEVELS---			-----AREALOMETER DATA-----						
		PLUS (+)	MINUS (-)	TOTAL (%)	A ---(mm2/mm3)---	D	I	M (%)	p (microns)	w (mg/in)	t (microns)
1140	DELTA PEARL	0.53	0.39	0.92	573	45.3	2.04	73	44.77	3.02	2.1
1137	PHYTOGEN PSC 355	0.91	0.58	1.49	445	32.3	1.81	82	50.97	4.43	2.7
1200	ARK 9111-57-12	0.57	0.40	0.97	516	42.0	1.99	75	48.45	3.64	2.3
1201	DPL 491	0.70	0.58	1.28	533	40.0	1.96	76	45.97	3.34	2.3
1175	FIBERMAX 966	0.52	0.47	0.99	463	24.8	1.65	88	44.72	3.74	2.7
1104	SG 747	0.72	0.60	1.31	469	42.3	1.99	75	53.39	4.41	2.5
1009	NU 33 B	0.73	0.53	1.25	535	50.3	2.12	70	50.01	3.65	2.2
1176	JAJ0 8067	0.68	0.45	1.13	568	51.5	2.15	69	47.54	3.24	2.1
1202	JAJ0 8164	0.75	0.49	1.24	528	41.8	1.98	75	47.16	3.45	2.2
1167	NM 970513	0.69	0.53	1.22	486	36.0	1.88	79	48.59	3.87	2.5
1209	STV 8M009	0.99	0.61	1.59	536	47.5	2.08	71	48.82	3.53	2.2
1205	NC 98-34	0.71	0.47	1.18	506	37.5	1.90	78	46.94	3.59	2.4
1207	SS 0102	0.72	0.53	1.25	552	47.5	2.07	72	47.04	3.33	2.2
1208	STV 580	0.81	0.62	1.43	535	45.5	2.05	73	48.19	3.49	2.2
1117	FIBERMAX 832	0.50	0.44	0.94	497	30.3	1.77	83	44.66	3.48	2.5
773	ACALA MAXXA	0.62	0.41	1.03	566	43.0	2.01	74	44.60	3.06	2.1
1204	MS 3-2-19	0.89	0.65	1.54	463	32.5	1.81	82	49.24	4.13	2.6
1128	ACALA 1517-99	0.65	0.49	1.14	563	38.5	1.92	77	42.93	2.95	2.1

1206	SS 0101	0.82	0.53	1.35	522	40.8	1.97	76	47.25	3.50	2.3
.	LSD	0.10	0.10	0.16	66.5	13.8	0.25	9	2.92	0.55	0.3

TIFTON, GA

VARIETY CODE	VARIETY NAME	LINT YIELD (lb/acre)	BOLL SIZE (g/boll)	LINT PERCENT	SEED INDEX	YARN TENACITY (mN/TEX)	DIGITAL FIBROGRAPH 2.5% S.L. (inches)	50% S.L. (inches)	STELOMETER T1 (mN/tex)	E1 (%)
1137	PHYTOGEN PSC 355	1704	5.06	.	.	130	1.11	0.56	189	8.4
1200	ARK 9111-57-12	1654	5.32	.	.	136	1.14	0.58	204	9.0
1201	DPL 491	1653	6.08	.	.	149	1.19	0.59	212	7.6
1204	MS 3-2-19	1589	4.96	.	.	132	1.11	0.56	209	7.9
1140	DELTA PEARL	1564	4.54	.	.	140	1.16	0.55	190	7.6
1104	SG 747	1548	5.80	.	.	113	1.13	0.57	170	9.3
1202	JAJO 8164	1528	5.36	.	.	136	1.10	0.57	218	9.4
1175	FIBERMAX 966	1494	6.42	.	.	150	1.16	0.58	229	6.1
1207	SS 0102	1457	5.50	.	.	124	1.11	0.54	190	7.4
1009	NU 33 B	1449	4.64	.	.	127	1.12	0.55	177	8.8
1208	STV 580	1431	4.76	.	.	129	1.10	0.54	203	9.0
1117	FIBERMAX 832	1414	6.18	.	.	156	1.20	0.59	230	7.7
1205	NC 98-34	1400	4.52	.	.	149	1.13	0.57	222	7.0
1176	JAJO 8067	1379	5.72	.	.	135	1.18	0.58	203	7.9
1203	JAJO 8192	1365	5.44	.	.	134	1.15	0.57	200	8.7
1209	STV 8M009	1341	3.98	.	.	138	1.11	0.56	210	8.2
1206	SS 0101	1325	5.20	.	.	130	1.11	0.55	191	7.7
1167	NM 970513	1118	5.36	.	.	157	1.17	0.59	250	6.0
1128	ACALA 1517-99	1112	5.78	.	.	151	1.17	0.57	217	8.5
773	ACALA MAXXA	740	5.88	.	.	154	1.16	0.58	234	6.5
.	LSD	214	0.84	.	.	9	0.02	0.03	26	0.8

SL-HVI Starlab (Calibrated to USDA SL-HVI Std.)

MICRO-

2.5% UNIFO- STRE-

COLORIMETER MICRO-

SEED

NITR

VARIETY CODE	VARIETY NAME	NAIRE (reading)	S.L. (in.)	MITY (%)	NGTH (g/tex)	E	HUNTER'S Rd	NAIRE b (Reading)	YIELD (lb/ac)	OIL (%)	OGEN (%)	
1137	PHYTOGEN PSC 355	4.90	1.10	84.7	29.0	9.1	76.5	8.0	4.85	.	21.46	2.71
1200	ARK 9111-57-12	4.30	1.10	84.8	30.5	8.7	75.0	8.1	4.40	.	20.53	2.84
1201	DPL 491	4.05	1.20	85.3	31.5	7.7	78.5	7.6	4.20	.	18.38	2.68
1204	MS 3-2-19	4.50	1.10	83.9	31.0	8.7	79.0	7.4	4.60	.	21.02	2.73
1140	DELTA PEARL	4.10	1.20	85.0	28.5	7.5	81.0	7.3	4.25	.	18.77	2.63
1104	SG 747	4.90	1.15	85.6	27.5	8.8	76.5	7.6	5.00	.	18.79	2.64
1202	JAJO 8164	4.40	1.10	83.4	33.0	8.9	78.5	7.8	4.60	.	21.58	2.90
1175	FIBERMAX 966	4.30	1.20	85.6	36.0	7.8	75.0	5.8	4.45	.	21.78	2.32
1207	SS 0102	4.75	1.10	83.7	30.5	8.5	81.5	7.6	4.80	.	21.35	2.60
1009	NU 33 B	4.15	1.10	84.1	29.0	7.9	82.0	7.4	4.10	.	18.17	2.37
1208	STV 580	4.60	1.10	84.0	30.0	8.9	79.5	7.7	4.65	.	19.60	2.55
1117	FIBERMAX 832	3.85	1.20	86.4	32.5	7.7	80.5	7.1	3.95	.	21.06	2.77
1205	NC 98-34	4.20	1.10	84.5	34.5	8.4	81.0	7.8	4.35	.	18.48	2.67
1176	JAJO 8067	4.30	1.20	84.7	30.5	8.5	72.0	6.8	4.30	.	21.38	2.83
1203	JAJO 8192	4.65	1.15	86.0	28.5	8.8	75.5	8.3	4.70	.	21.39	3.27
1209	STV 8M009	4.15	1.10	85.1	32.5	8.5	76.5	7.8	4.20	.	19.92	2.77
1206	SS 0101	4.60	1.10	83.6	31.0	8.6	82.5	7.3	4.40	.	21.48	2.60
1167	NM 970513	4.05	1.15	84.9	36.0	8.3	79.5	7.4	4.15	.	22.74	2.81
1128	ACALA 1517-99	4.25	1.20	84.8	32.5	8.0	79.5	7.5	4.35	.	21.03	2.62
773	ACALA MAXXA	3.60	1.10	84.8	34.0	7.8	79.0	7.4	3.65	.	19.46	3.09
.	LSD	0.46	0.05	1.5	2.5	0.4	4.8	0.7	0.55	.	1.62	0.42

---GOSSYPOL LEVELS---

-----AREALOMETER DATA-----

VARIETY CODE	VARIETY NAME	PLUS (+)	MINUS (-)	TOTAL (%)	A ---(mm2/mm3)---	D	I	M (%)	p (microns)	w (mg/in)	t (microns)
1137	PHYTOGEN PSC 355	1.04	0.69	1.72	422	32.5	1.81	82	54.00	4.96	2.9
1200	ARK 9111-57-12	0.74	0.52	1.25	444	25.0	1.66	87	46.99	4.09	2.8
1201	DPL 491	0.81	0.68	1.50	445	22.5	1.60	90	45.19	3.95	2.8
1204	MS 3-2-19	0.99	0.70	1.69	431	28.8	1.74	84	50.41	4.54	2.9
1140	DELTA PEARL	0.77	0.57	1.34	443	21.0	1.58	91	44.62	3.90	2.9
1104	SG 747	0.87	0.72	1.59	404	26.0	1.68	86	52.35	5.02	3.1
1202	JAJO 8164	0.86	0.58	1.44	428	26.3	1.69	86	49.44	4.46	2.9
1175	FIBERMAX 966	0.64	0.56	1.20	440	17.8	1.50	94	42.79	3.78	3.0

2001 National Cotton Variety Test

1207	SS 0102	0.88	0.70	1.57	405	18.5	1.52	93	46.95	4.49	3.2
1009	NU 33 B	0.82	0.58	1.38	455	29.8	1.76	83	48.53	4.12	2.7
1208	STV 580	0.91	0.73	1.63	435	29.0	1.73	85	49.63	4.47	2.9
1117	FIBERMAX 832	0.63	0.53	1.15	485	30.8	1.78	83	45.98	3.67	2.5
1205	NC 98-34	0.80	0.50	1.30	457	29.8	1.76	84	48.28	4.09	2.7
1176	JAJO 8067	0.76	0.52	1.28	443	30.8	1.78	83	50.36	4.39	2.7
1203	JAJO 8192	0.92	0.61	1.53	426	20.0	1.55	91	45.73	4.15	3.0
1209	STV 8M009	1.04	0.66	1.70	467	36.3	1.89	79	50.71	4.20	2.6
1206	SS 0101	0.91	0.64	1.55	431	26.3	1.69	86	49.12	4.41	2.9
1167	NM 970513	0.79	0.59	1.38	465	17.8	1.50	93	40.52	3.37	2.7
1128	ACALA 1517-99	0.80	0.60	1.39	446	23.3	1.62	88	45.77	3.98	2.8
773	ACALA MAXXA	0.76	0.50	1.26	520	34.3	1.85	80	44.63	3.33	2.3
.	LSD	0.09	0.09	0.15	56.3	12.4	0.26	10	4.18	0.67	0.5

FLORENCE, SC

VARIETY CODE	VARIETY NAME	LINT	BOLL	LINT PERCENT	SEED INDEX	YARN	DIGITAL FIBROGRAPH		STELOMETER	
		YIELD (lb/acre)	SIZE (g/boll)			TENACITY (mN/TEX)	2.5% S.L. (inches)	50% S.L. (inches)	T1 (mN/tex)	E1 (%)
1204	MS 3-2-19	911	4.68	.	8.2	122	1.01	0.52	204	8.8
1140	DELTA PEARL	909	4.68	.	7.7	140	1.10	0.56	203	6.9
1201	DPL 491	907	5.57	.	8.1	141	1.11	0.55	223	7.9
1104	SG 747	905	5.24	.	8.3	109	1.04	0.55	180	10.4
1137	PHYTOGEN PSC 355	899	4.82	.	8.7	119	1.05	0.54	201	9.9
1175	FIBERMAX 966	870	5.75	.	9.2	144	1.04	0.54	232	5.9
1208	STV 580	865	4.92	.	8.1	124	1.02	0.54	206	9.4
1009	NU 33 B	844	4.72	.	8.3	121	1.03	0.52	189	8.9
1209	STV 8M009	843	4.18	.	7.3	133	1.07	0.55	206	7.8
1200	ARK 9111-57-12	815	5.89	.	9.4	127	1.02	0.52	200	8.5
1117	FIBERMAX 832	811	5.63	.	8.6	150	1.05	0.53	206	6.9
1176	JAJO 8067	795	5.37	.	8.2	135	1.07	0.55	223	7.7
1202	JAJO 8164	760	4.65	.	8.4	137	1.00	0.53	226	8.9
1207	SS 0102	746	5.01	.	7.7	125	1.03	0.54	190	10.5

1206	SS 0101	743	4.72	.	7.8	126	1.04	0.54	200	9.8
1128	ACALA 1517-99	740	5.02	.	8.8	150	1.14	0.56	228	7.9
1205	NC 98-34	713	4.62	.	7.7	139	1.06	0.53	226	7.7
1167	NM 970513	647	5.10	.	9.7	162	1.11	0.57	257	6.5
773	ACALA MAXXA	443	5.18	.	9.6	147	1.09	0.55	228	6.6
.	LSD	121	0.38	.	0.4	8	0.07	0.04	15	0.9

SL-HVI Starlab (Calibrated to USDA SL-HVI Std.)

VARIETY CODE	VARIETY NAME	MICRO-NAIRE (reading)	2.5% S.L. (in.)	UNIFO-MITY (%)	STRE-NGTH (g/tex)	E	COLORIMETER HUNTER'S Rd	b	MICRO-NAIRE (Reading)	SEED YIELD (lb/ac)	OIL (%)	NITR OGEN (%)
1204	MS 3-2-19	5.10	1.00	81.9	32.0	9.1	69.0	9.1	5.30	.	19.44	3.83
1140	DELTA PEARL	5.10	1.10	84.4	35.0	8.8	71.0	8.0	5.30	.	17.49	3.64
1201	DPL 491	4.75	1.10	84.0	34.5	9.0	69.5	8.4	5.10	.	17.29	3.55
1104	SG 747	5.20	1.05	82.9	30.0	9.6	71.0	9.5	5.35	.	17.31	3.74
1137	PHYTOGEN PSC 355	5.30	1.05	83.5	34.5	10.0	69.5	9.3	5.60	.	19.56	3.78
1175	FIBERMAX 966	4.85	1.10	82.9	36.0	8.1	74.0	8.6	5.05	.	20.41	3.87
1208	STV 580	5.05	1.05	82.6	35.0	9.6	70.5	8.7	5.45	.	18.94	3.72
1009	NU 33 B	5.10	1.05	80.0	32.5	9.2	70.5	8.6	5.30	.	20.49	3.70
1209	STV 8M009	4.75	1.10	82.2	36.0	9.2	72.0	9.7	5.00	.	19.59	3.81
1200	ARK 9111-57-12	5.05	1.05	82.7	34.0	10.0	67.0	8.3	5.40	.	20.08	3.75
1117	FIBERMAX 832	4.70	1.10	82.8	37.0	8.6	70.5	9.2	4.95	.	19.09	3.73
1176	JAJO 8067	5.05	1.10	82.9	36.0	9.1	66.0	8.2	5.20	.	20.19	4.01
1202	JAJO 8164	4.85	1.00	82.8	38.5	9.7	72.5	9.6	5.05	.	20.20	3.73
1207	SS 0102	4.85	1.00	81.4	35.0	9.5	71.5	7.8	5.20	.	19.88	3.51
1206	SS 0101	4.75	1.05	81.8	34.0	9.4	73.5	8.2	5.10	.	20.95	3.64
1128	ACALA 1517-99	4.50	1.20	83.2	37.0	8.7	71.0	9.0	4.60	.	19.58	4.03
1205	NC 98-34	4.90	1.10	82.4	37.5	8.8	71.0	9.0	5.05	.	17.85	3.71
1167	NM 970513	4.35	1.15	84.0	40.0	8.6	72.0	9.1	4.65	.	20.89	4.00
773	ACALA MAXXA	4.05	1.10	82.6	36.5	8.5	71.0	8.5	4.10	.	19.07	4.24
.	LSD	0.38	0.09	1.9	1.9	0.5	5.6	1.5	0.38	.	1.16	0.29

---GOSSYPOL LEVELS---

-----AREALOMETER DATA-----

VARIETY CODE	VARIETY NAME	PLUS (+)	MINUS (-)	TOTAL (%)	A	D	I	M (%)	p (microns)	w (mg/in)	t (microns)
					---(mm2/mm3)---						

1204	MS 3-2-19	0.71	0.46	1.16	363	15.5	1.45	95	50.13	5.36	3.6
1140	DELTA PEARL	0.80	0.51	1.31	374	16.5	1.47	95	49.37	5.11	3.5
1201	DPL 491	0.80	0.48	1.28	381	16.0	1.46	95	48.11	4.89	3.4
1104	SG 747	0.70	0.44	1.13	364	18.0	1.51	93	51.89	5.51	3.5
1137	PHYTOGEN PSC 355	0.68	0.50	1.17	359	20.8	1.57	91	54.90	5.92	3.5
1175	FIBERMAX 966	0.90	0.54	1.44	382	11.3	1.34	100	43.88	4.44	3.5
1208	STV 580	0.51	0.41	0.91	368	17.5	1.49	94	51.01	5.37	3.5
1009	NU 33 B	0.82	0.54	1.36	370	16.5	1.47	94	49.94	5.23	3.5
1209	STV 8M009	0.57	0.42	0.99	396	22.0	1.60	90	50.62	4.95	3.2
1200	ARK 9111-57-12	0.74	0.47	1.20	367	13.5	1.40	97	47.80	5.05	3.6
1117	FIBERMAX 832	0.88	0.62	1.49	402	18.5	1.52	93	47.25	4.54	3.2
1176	JAJO 8067	0.81	0.45	1.27	375	21.5	1.59	90	53.10	5.48	3.3
1202	JAJO 8164	0.67	0.41	1.07	383	15.0	1.44	96	47.02	4.75	3.4
1207	SS 0102	0.59	0.41	1.00	381	20.8	1.57	91	51.65	5.25	3.3
1206	SS 0101	0.68	0.51	1.19	376	21.5	1.59	90	53.04	5.46	3.3
1128	ACALA 1517-99	0.71	0.51	1.21	406	17.0	1.48	94	45.82	4.37	3.2
1205	NC 98-34	0.76	0.53	1.28	390	23.3	1.62	89	52.23	5.18	3.2
1167	NM 970513	0.62	0.41	1.02	414	15.3	1.44	96	43.68	4.08	3.1
773	ACALA MAXXA	0.68	0.45	1.13	406	30.3	1.77	84	55.22	5.36	3.0
.	LSD	0.17	0.17	0.28	29.5	6.8	0.16	6	6.14	0.89	0.3

ROCKY MOUNT, NC

VARIETY	VARIETY	LINT	BOLL	LINT	SEED	YARN	DIGITAL FIBROGRAPH	STELOMETER		
CODE	NAME	YIELD	SIZE	PERCENT	INDEX	TENACITY	2.5% S.L.	50% S.L.	T1	E1
		(lb/acre)	(g/boll)			(mN/TEX)	(inches)	(inches)	(mN/tex)	(%)
1203	JAJO 8192	1548	6.10	.	10.5
1137	PHYTOGEN PSC 355	1494	5.20	.	10.0
1209	STV 8M009	1475	4.85	.	9.0
1104	SG 747	1454	6.15	.	10.0

BELLE MINA, AL

VARIETY CODE	VARIETY NAME	LINT	BOLL	LINT PERCENT	SEED INDEX	YARN	DIGITAL FIBROGRAPH		STELOMETER	
		YIELD (lb/acre)	SIZE (g/boll)			TENACITY (mN/TEX)	2.5% S.L. (inches)	50% S.L. (inches)	T1 (mN/tex)	E1 (%)
1202	JAJO 8164	1170	5.07	41.4	10.4	148	1.15	0.57	249	10.0
1203	JAJO 8192	1169	5.67	40.2	10.4	139	1.21	0.58	208	9.0
1104	SG 747	1155	5.32	41.7	9.7	112	1.17	0.55	179	10.5
1208	STV 580	1155	5.16	39.6	9.6	131	1.17	0.57	218	10.2
1204	MS 3-2-19	1129	5.02	39.6	9.8	131	1.15	0.57	191	8.7
1175	FIBERMAX 966	1112	5.39	40.6	10.9	151	1.17	0.57	249	6.5
1209	STV 8M009	1106	4.86	38.5	8.6	139	1.18	0.58	215	8.5
1200	ARK 9111-57-12	1104	5.43	41.2	10.4	138	1.20	0.60	205	9.7
1137	PHYTOGEN PSC 355	1071	4.88	39.6	10.1	124	1.15	0.55	213	9.7
1009	NU 33 B	1066	4.72	38.9	8.7	133	1.16	0.57	214	9.0
1201	DPL 491	1039	5.80	42.3	9.0	145	1.23	0.59	215	8.4
1176	JAJO 8067	1005	5.38	42.4	9.3	142	1.19	0.56	235	8.7
1207	SS 0102	950	4.79	40.3	8.3	135	1.15	0.55	210	9.1
1140	DELTA PEARL	929	4.68	40.0	8.4	142	1.19	0.57	231	7.9
1128	ACALA 1517-99	920	5.35	38.6	11.0	149	1.23	0.58	238	8.8
1205	NC 98-34	917	4.75	40.6	7.7	150	1.15	0.56	227	7.8
1206	SS 0101	913	4.72	40.1	8.9	131	1.14	0.56	209	8.4
1117	FIBERMAX 832	858	4.40	37.5	9.3	157	1.21	0.59	264	8.6
1167	NM 970513	696	5.27	35.7	11.0	166	1.22	0.59	259	6.3
773	ACALA MAXXA	631	5.84	39.2	12.1	153	1.24	0.59	237	8.5
.	LSD	138	0.73	0.0	1.3	10	0.02	0.02	23	1.0

SL-HVI Starlab (Calibrated to USDA SL-HVI Std.)

VARIETY CODE	VARIETY NAME	MICRO-	2.5%	UNIFO-	STRE-	SEED YIELD	COLORIMETER	MICRO-	SEED YIELD	OIL	NITR OGEN	
		NAIRE (reading)	S.L. (in.)	MITY (%)	NGTH (g/tex)		HUNTER'S	NAIRE (Reading)				
1202	JAJO 8164	4.25	1.10	84.0	33.0	9.4	74.5	8.4	4.15	1598	18.60	3.38
1203	JAJO 8192	4.35	1.20	86.3	30.0	9.5	76.0	8.6	4.50	1720	18.34	3.42
1104	SG 747	4.85	1.15	84.8	27.0	9.2	72.0	8.8	4.85	1496	16.55	3.15

2001 National Cotton Variety Test

1208	STV 580	4.10	1.20	84.5	30.5	9.4	75.5	8.4	4.25	1796	18.35	3.37
1204	MS 3-2-19	4.55	1.10	84.5	29.5	8.7	71.0	7.1	4.50	1589	19.91	3.30
1175	FIBERMAX 966	4.30	1.15	84.5	36.5	8.4	74.0	7.9	4.45	1583	20.46	3.23
1209	STV 8M009	4.05	1.15	84.8	32.0	9.0	73.0	8.3	4.25	1717	18.79	3.53
1200	ARK 9111-57-12	4.00	1.15	86.1	30.5	9.9	75.0	8.9	4.00	1538	18.86	3.05
1137	PHYTOGEN PSC 355	4.70	1.10	83.6	30.5	9.5	71.5	8.2	4.75	1649	19.79	3.35
1009	NU 33 B	4.05	1.15	84.2	29.5	8.8	76.0	7.6	4.05	1495	17.45	3.08
1201	DPL 491	4.10	1.20	84.6	32.0	8.6	74.0	8.9	4.00	1413	16.71	2.97
1176	JAJO 8067	3.90	1.20	85.0	33.0	8.8	74.0	9.2	3.70	1422	19.35	3.50
1207	SS 0102	4.00	1.15	83.3	31.0	9.1	75.5	7.5	4.00	1159	18.65	2.98
1140	DELTA PEARL	3.95	1.20	85.0	32.0	8.3	77.0	7.9	4.00	1295	14.95	3.23
1128	ACALA 1517-99	3.80	1.20	84.9	32.5	8.6	70.5	9.0	3.80	1393	20.37	3.57
1205	NC 98-34	3.70	1.20	84.5	33.5	8.5	75.0	8.4	3.70	1231	16.72	3.20
1206	SS 0101	4.05	1.15	83.6	30.0	8.7	74.0	8.0	4.20	1389	17.36	3.20
1117	FIBERMAX 832	3.35	1.20	85.3	32.0	8.6	76.0	7.2	3.30	1348	16.48	3.39
1167	NM 970513	4.35	1.20	84.9	37.0	8.5	72.0	8.5	4.20	1281	20.53	3.47
773	ACALA MAXXA	3.75	1.20	85.8	34.0	8.5	75.5	8.3	3.75	974	18.36	3.56
.	LSD	0.73	0.08	1.4	2.4	0.5	2.5	0.9	0.66	302	1.75	0.44

VARIETY CODE	VARIETY NAME	---GOSSYPOL LEVELS---			-----AREALOMETER DATA-----						
		PLUS (+)	MINUS (-)	TOTAL (%)	A ---(mm2/mm3)---	D	I	M (%)	p (microns)	w (mg/in)	t (microns)
1202	JAJO 8164	0.81	0.53	1.34	449	31.0	1.78	82	49.83	4.29	2.7
1203	JAJO 8192	0.83	0.56	1.39	452	31.8	1.80	82	50.02	4.29	2.7
1104	SG 747	0.77	0.63	1.40	413	34.5	1.85	80	56.33	5.28	2.9
1208	STV 580	0.81	0.64	1.45	474	38.8	1.92	77	51.05	4.20	2.6
1204	MS 3-2-19	0.93	0.67	1.60	433	30.0	1.76	84	51.09	4.57	2.8
1175	FIBERMAX 966	0.53	0.47	0.99	432	17.5	1.50	94	43.61	3.93	3.0
1209	STV 8M009	0.91	0.55	1.46	471	38.5	1.92	77	51.26	4.21	2.5
1200	ARK 9111-57-12	0.68	0.48	1.15	478	36.0	1.87	79	49.22	4.00	2.5
1137	PHYTOGEN PSC 355	0.92	0.57	1.48	416	26.0	1.68	86	50.75	4.74	3.0
1009	NU 33 B	0.85	0.62	1.47	471	36.3	1.88	79	50.17	4.12	2.6
1201	DPL 491	0.72	0.59	1.30	464	30.5	1.77	83	47.70	3.97	2.7
1176	JAJO 8067	0.67	0.46	1.12	476	42.3	1.99	75	52.42	4.28	2.5
1207	SS 0102	0.79	0.63	1.41	470	36.5	1.89	79	50.42	4.16	2.6
1140	DELTA PEARL	0.67	0.53	1.20	476	34.8	1.85	80	48.86	3.99	2.5
1128	ACALA 1517-99	0.69	0.53	1.22	494	31.3	1.79	83	45.42	3.55	2.5

1205	NC 98-34	0.75	0.50	1.24	493	36.3	1.89	79	48.05	3.78	2.4
1206	SS 0101	0.79	0.56	1.34	466	33.5	1.83	81	49.23	4.09	2.6
1117	FIBERMAX 832	0.53	0.45	0.97	536	40.8	1.97	76	46.09	3.33	2.3
1167	NM 970513	0.72	0.57	1.29	438	22.5	1.60	90	46.03	4.07	2.8
773	ACALA MAXXA	0.80	0.50	1.30	513	39.5	1.95	76	47.68	3.61	2.3
.	LSD	0.11	0.11	0.21	62.1	13.8	0.26	10	4.50	0.72	0.4

[RETURN TO 2001 NCVT COVER PAGE](#)



***Thank you for your interest in the ongoing work of the
National Cotton Variety Test Program.***

Questions or comments to: ekeene@ars.usda.gov

United States Department of Agriculture

**Agricultural Research Service
Mid-South Area
Crop Genetics and Production Research Unit
National Cotton Variety Test Program
P O Box 345
Stoneville, MS 38776
(662) 686-5241
Fax (662) 686-5218**



Other links:

[Crop Genetics and Production Research Unit Home Page](#)

[Publications of the Crop Genetics & Production Research Unit](#)

[Jamie Whitten Delta States Research Center](#)

**All Internet Versions of the NCVT Publications are accessible through
either the Jamie Whitten Delta States Research Center or the
Crop Genetics and Production Research Unit sites**



2001 National Cotton Variety Test



Crop Genetics & Production Research Unit
P O Box 345
Stoneville, MS 38776

(662) 686-5378
(662) 686-5218 (fax)

National Cotton Variety Tests, 2001
Yield, Boll, Seed, Spinning and Data

2001 PIMA REGIONAL COTTON VARIETY TEST

PIMA REGION

VARIETIES COMBINING LOCATIONS

VARIETY CODE	VARIETY NAME	LINT YIELD (lb/acre)	BOLL SIZE (g/boll)	LINT PERCENT	SEED INDEX	YARN TENACITY (mN/TEX)	DIGITAL FIBROGRAPH 2.5% S.L. (inches)	DIGITAL FIBROGRAPH 50% S.L. (inches)	STELOMETER T1 (mN/tex)	STELOMETER E1 (%)
1210	OA 340	1330	3.47	37.4	12.4	173	1.38	0.65	303	7.1
615	PIMA S-7	1276	3.37	36.5	12.2	181	1.39	0.67	305	8.1
1108	OA 325 (DP-HTO)	1182	3.57	39.2	11.7	176	1.36	0.66	298	8.6
1211	PHY 76	1134	3.27	36.4	12.3	177	1.40	0.66	304	8.2
1113	PHY 57	1084	3.43	35.9	12.3	179	1.38	0.66	308	7.8
1182	DPL 744	994	3.67	36.2	12.5	182	1.38	0.67	327	8.0
.	LSD	268	0.28	2.5	0.6	6	0.02	0.02	30	2.0

SL-HVI Starlab (Calibrated to USDA SL-HVI Std.)

VARIETY CODE	VARIETY NAME	MICRO- NAIRE (reading)	2.5% S.L. (in.)	UNIFO- MITY (%)	STRE- NGTH (g/tex)	E	COLORIMETER HUNTER'S Rd	b	MICRO- NAIRE (Reading)	SEED YIELD (lb/ac)	OIL (%)	NITR OGEN (%)
1210	OA 340	4.28	1.30	89.0	43.3	9.4	66.0	10.7	4.33	2476	23.87	3.58
615	PIMA S-7	4.23	1.35	89.7	45.3	9.5	64.7	10.2	4.32	2352	23.48	3.53
1108	OA 325 (DP-HTO)	4.27	1.33	89.3	44.8	9.5	65.5	10.8	4.27	1889	23.88	3.67
1211	PHY 76	4.02	1.33	89.3	44.8	9.5	64.3	11.7	4.07	1705	22.15	3.52
1113	PHY 57	4.20	1.32	88.9	46.3	9.8	67.5	11.3	4.08	1851	24.10	3.65
1182	DPL 744	4.30	1.38	90.3	46.5	9.5	68.2	10.9	4.33	2037	23.81	3.56
.	LSD	0.17	0.04	1.1	4.3	0.4	4.8	1.3	0.28	860	1.08	0.22

VARIETY CODE	VARIETY NAME	---GOSSYPOL LEVELS---			-----AREALOMETER DATA-----						
		PLUS (+)	MINUS (-)	TOTAL (%)	A ---(mm2/mm3)---	D	I	M (%)	p (microns)	w (mg/in)	t (microns)
1210	OA 340	0.55	0.66	1.21	447	14.3	1.41	97	39.73	3.46	3.0
615	PIMA S-7	0.61	0.67	1.28	445	19.0	1.53	92	43.11	3.75	2.9
1108	OA 325 (DP-HTO)	0.61	0.64	1.24	466	19.4	1.54	92	41.48	3.45	2.7
1211	PHY 76	0.64	0.64	1.28	474	18.0	1.50	93	39.80	3.28	2.7
1113	PHY 57	0.57	0.63	1.20	471	15.1	1.43	96	38.17	3.14	2.8
1182	DPL 744	0.65	0.70	1.35	430	16.1	1.46	95	42.40	3.83	3.1
.	LSD	0.07	0.08	0.14	32.7	10.8	0.26	10	5.32	0.40	0.5

INDIVIDUAL COMPONENT DATA

BOLL SIZE, GRAM PER BOLL

LINT PERCENT

SEED INDEX

DPL 744	3.67	OA 325 (DP-HTO)	39.2	DPL 744	12.5
OA 325 (DP-HTO)	3.57	OA 340	37.4	OA 340	12.4
OA 340	3.47	PIMA S-7	36.5	PHY 57	12.3
PHY 57	3.43	PHY 76	36.4	PHY 76	12.3
PIMA S-7	3.37	DPL 744	36.2	PIMA S-7	12.2
PHY 76	3.27	PHY 57	35.9	OA 325 (DP-HTO)	11.7
LSD	0.28	LSD	2.5	LSD	0.6

 2.5% S.L. (INCHES)

DPL 744	1.38
PIMA S-7	1.35
PHY 76	1.33
OA 325 (DP-HTO)	1.33
PHY 57	1.32
OA 340	1.30
LSD	0.04

 UR (PERCENT)

DPL 744	90.3
PIMA S-7	89.7
OA 325 (DP-HTO)	89.3
PHY 76	89.3
OA 340	89.0
PHY 57	88.9
LSD	1.1

 STRENGTH (G/TEX)

DPL 744	46.5
PHY 57	46.3
PIMA S-7	45.3
OA 325 (DP-HTO)	44.8
PHY 76	44.8
OA 340	43.3
LSD	4.3

 E

PHY 57	9.8
PIMA S-7	9.5
DPL 744	9.5
OA 325 (DP-HTO)	9.5
PHY 76	9.5
OA 340	9.4
LSD	0.4

 MICRONAIRE (SL-HVI)

DPL 744	4.33
OA 340	4.33
PIMA S-7	4.32
OA 325 (DP-HTO)	4.27
PHY 57	4.08
PHY 76	4.07
LSD	0.28

 COLORIMETER - Rd

DPL 744	68.2
PHY 57	67.5
OA 340	66.0
OA 325 (DP-HTO)	65.5
PIMA S-7	64.7
PHY 76	64.3
LSD	4.8

 COLORIMETER - b

PHY 76	11.7
--------	------

 MICRONAIRE

DPL 744	4.30
---------	------

 STELOMETER - E1

OA 325 (DP-HTO)	8.6
-----------------	-----

PHY 57	11.3
DPL 744	10.9
OA 325 (DP-HTO)	10.8
OA 340	10.7
PIMA S-7	10.2
LSD	1.3

OA 340	4.28
OA 325 (DP-HTO)	4.27
PIMA S-7	4.23
PHY 57	4.20
PHY 76	4.02
LSD	0.17

PHY 76	8.2
PIMA S-7	8.1
DPL 744	8.0
PHY 57	7.8
OA 340	7.1
LSD	2.0

 STELOMETER - T1

DPL 744	327
PHY 57	308
PIMA S-7	305
PHY 76	304
OA 340	303
OA 325 (DP-HTO)	298
LSD	30

 FIBROGRAPH--50% S.L.

DPL 744	0.67
PIMA S-7	0.67
PHY 57	0.66
OA 325 (DP-HTO)	0.66
PHY 76	0.66
OA 340	0.65
LSD	0.02

 FIBROGRAPH--2.5% S.L.

PHY 76	1.40
PIMA S-7	1.39
OA 340	1.38
PHY 57	1.38
DPL 744	1.38
OA 325 (DP-HTO)	1.36
LSD	0.02

 YARN TENACITY

DPL 744	182
PIMA S-7	181
PHY 57	179
PHY 76	177
OA 325 (DP-HTO)	176
OA 340	173
LSD	6

 AREALOMETER - A (mm²/mm³)

PHY 76	474
PHY 57	471
OA 325 (DP-HTO)	466
OA 340	447
PIMA S-7	445
DPL 744	430
LSD	32.7

 AREALOMETER - D (mm²/mm³)

OA 325 (DP-HTO)	19.4
PIMA S-7	19.0
PHY 76	18.0
DPL 744	16.1
PHY 57	15.1
OA 340	14.3
LSD	10.8

 AREALOMETER - I

OA 325 (DP-HTO)	1.54
PIMA S-7	1.53

 AREALOMETER - M (PERCENT)

OA 340	97
PHY 57	96

 AREALOMETER - p (Microns)

PIMA S-7	43.11
DPL 744	42.40

PHY 76	1.50	DPL 744	95	OA 325 (DP-HTO)	41.48
DPL 744	1.46	PHY 76	93	PHY 76	39.80
PHY 57	1.43	PIMA S-7	92	OA 340	39.73
OA 340	1.41	OA 325 (DP-HTO)	92	PHY 57	38.17
LSD	0.26	LSD	10	LSD	5.32

AREALOMETER - w (MG/INCH)

DPL 744	3.83
PIMA S-7	3.75
OA 340	3.46
OA 325 (DP-HTO)	3.45
PHY 76	3.28
PHY 57	3.14
LSD	0.40

AREALOMETER - t (MICRONS)

DPL 744	3.1
OA 340	3.0
PIMA S-7	2.9
PHY 57	2.8
PHY 76	2.7
OA 325 (DP-HTO)	2.7
LSD	0.5

SEED YIELD (LB/ACRE)

OA 340	2476
PIMA S-7	2352
DPL 744	2037
OA 325 (DP-HTO)	1889
PHY 57	1851
PHY 76	1705
LSD	860

OIL (PERCENT)

PHY 57	24.10
OA 325 (DP-HTO)	23.88
OA 340	23.87
DPL 744	23.81
PIMA S-7	23.48
PHY 76	22.15
LSD	1.08

NITROGEN (PERCENT)

OA 325 (DP-HTO)	3.67
PHY 57	3.65
OA 340	3.58
DPL 744	3.56
PIMA S-7	3.53
PHY 76	3.52
LSD	0.22

PLUS GOSSYPOL

DPL 744	0.65
PHY 76	0.64
PIMA S-7	0.61
OA 325 (DP-HTO)	0.61
PHY 57	0.57
OA 340	0.55
LSD	0.07

MINUS GOSSYPOL

DPL 744	0.70
PIMA S-7	0.67
OA 340	0.66

TOTAL GOSSYPOL (PERCENT)

DPL 744	1.35
PIMA S-7	1.28
PHY 76	1.28

PHY 76	0.64	OA 325 (DP-HTO)	1.24
OA 325 (DP-HTO)	0.64	OA 340	1.21
PHY 57	0.63	PHY 57	1.20
LSD	0.08	LSD	0.14

LOCATIONS COMBINING VARIETIES

LOCATION	LINT	BOLL	LINT	SEED	YARN	DIGITAL FIBROGRAPH		STELOMETER	
	YIELD	SIZE				PERCENT	INDEX	TENACITY	2.5% S.L.
	(lb/acre)	(g/boll)			(mN/TEX)	(inches)	(inches)	(mN/tex)	(%)
LAS CRUCES, NM	1567	3.77	.	12.0	189	1.41	0.69	327	9.0
EL PASO, TX (PIMA)	1334	3.74	38.0	12.3	171	1.35	0.63	290	7.8
MARICOPA, AZ	1122	2.91	35.8	12.5	174	1.39	0.66	305	7.0
SAFFORD, AZ	644	3.43

SL-HVI Starlab (Calibrated to USDA SL-HVI Std.)

LOCATION	MICRO-	2.5%	UNIFO-	STRE-	E	COLORIMETER	MICRO-	SEED	OIL	NITR	
	NAIRE	S.L.	MITY	NGTH		HUNTER'S	NAIRE	YIELD			
	(reading)	(in.)	(%)	(g/tex)		Rd	b (Reading)	(lb/ac)	(%)	(%)	
LAS CRUCES, NM	4.13	1.35	90.2	46.4	9.8	65.8	11.1	4.21	.	23.62	3.66
EL PASO, TX (PIMA)	4.38	1.33	88.9	46.8	9.6	65.9	10.8	4.33	2116	23.73	3.04
MARICOPA, AZ	4.14	1.33	89.1	42.3	9.1	66.4	10.9	4.17	1987	23.30	4.05
SAFFORD, AZ

---GOSSYPOL LEVELS---

-----AREALOMETER DATA-----

LOCATION	PLUS	MINUS	TOTAL	A	D	M	p	w	t
	(+)	(-)	(%)	---(mm2/mm3)---			I	(%)	(microns)

LAS CRUCES, NM	0.66	0.72	1.38	459	18.7	1.52	92	41.60	3.52	2.8
EL PASO, TX (PIMA)	0.67	0.72	1.39	454	15.7	1.44	95	39.97	3.42	2.9
MARICOPA, AZ	0.48	0.53	1.02	429	16.5	1.47	95	43.10	3.89	3.0
SAFFORD, AZ

VARIETIES COMBINING LOCATIONS

SUB REGION 61 PIMA LOCATIONS INCLUDING: EL PASO, TX, AND LAS CRUCES, NM

VARIETY CODE	VARIETY NAME	LINT YIELD (lb/acre)	BOLL SIZE (g/boll)	LINT PERCENT	SEED INDEX	YARN TENACITY (mN/TEX)	DIGITAL 2.5% S.L. (inches)	FIBROGRAPH 50% S.L. (inches)	STELOMETER T1 (mN/tex)	E1 (%)
1210	OA 340	1273	3.64	37.7	12.4	176	1.38	0.65	311	7.5
615	PIMA S-7	1266	3.50	37.6	12.1	183	1.39	0.67	305	9.0
1211	PHY 76	1255	3.53	38.1	12.3	181	1.40	0.66	302	8.4
1113	PHY 57	1206	3.60	37.6	12.2	180	1.38	0.66	315	7.6
1108	OA 325 (DP-HTO)	1131	3.76	39.4	11.5	178	1.36	0.66	294	9.3
1182	DPL 744	959	3.86	37.8	12.2	182	1.37	0.66	324	8.7
.	LSD	131	0.36	.	0.9	8	0.03	0.03	50	3.2

SL-HVI Starlab (Calibrated to USDA SL-HVI Std.)

VARIETY CODE	VARIETY NAME	MICRO- NAIRE (reading)	2.5% S.L. (in.)	UNIFO- MITY (%)	STRE- NGTH (g/tex)	SEED YIELD (lb/ac)	COLORIMETER HUNTER'S Rd b	MICRO- NAIRE (Reading)	SEED YIELD (lb/ac)	OIL (%)	NITR OGEN (%)	
1210	OA 340	4.28	1.30	89.4	44.8	9.6	64.5	10.5	4.38	2397	24.14	3.30
615	PIMA S-7	4.25	1.35	89.8	45.8	9.7	66.5	10.5	4.28	2322	23.34	3.32
1211	PHY 76	4.13	1.35	89.7	47.5	9.8	64.8	11.3	4.23	1970	22.70	3.29

1113	PHY 57	4.23	1.33	88.9	48.8	10.0	66.0	11.5	4.08	2316	23.95	3.36
1108	OA 325 (DP-HTO)	4.28	1.33	89.6	45.0	9.7	66.3	11.0	4.28	1687	23.95	3.50
1182	DPL 744	4.38	1.38	90.0	48.0	9.7	67.0	10.8	4.38	2005	23.97	3.32
.	LSD	0.20	0.05	1.5	5.2	0.8	5.0	2.0	0.34	.	1.31	0.33

VARIETY CODE	VARIETY NAME	---GOSSYPOL LEVELS---			-----AREALOMETER DATA-----						
		PLUS (+)	MINUS (-)	TOTAL (%)	A ---(mm2/mm3)---	D	I	M (%)	p (microns)	w (mg/in)	t (microns)
1210	OA 340	0.59	0.70	1.29	447	14.3	1.41	97	39.73	3.46	3.0
615	PIMA S-7	0.68	0.73	1.41	453	20.3	1.56	91	43.12	3.69	2.8
1211	PHY 76	0.71	0.70	1.41	474	18.0	1.50	93	39.80	3.28	2.7
1113	PHY 57	0.63	0.70	1.32	471	15.1	1.43	96	38.17	3.14	2.8
1108	OA 325 (DP-HTO)	0.66	0.70	1.36	466	19.4	1.54	92	41.48	3.45	2.7
1182	DPL 744	0.72	0.78	1.50	430	16.1	1.46	95	42.40	3.83	3.1
.	LSD	0.10	0.12	0.21	32.4	12.4	0.30	11	6.24	0.44	0.5

VARIETIES COMBINING LOCATIONS

PIMA SUB-REGION 62 INCLUDING LOCATIONS: MARICOPA, AZ, AND SAFFORD, AZ

VARIETY CODE	VARIETY NAME	LINT	BOLL	LINT PERCENT	SEED INDEX	YARN	DIGITAL FIBROGRAPH		STELOMETER	
		YIELD (lb/acre)	SIZE (g/boll)			TENACITY (mN/TEX)	2.5% S.L. (inches)	50% S.L. (inches)	T1 (mN/tex)	E1 (%)
1210	OA 340	1503	2.97	37.0	12.5	168	1.39	0.66	287	6.2
1108	OA 325 (DP-HTO)	1334	2.99	39.0	12.1	174	1.37	0.67	306	7.2
615	PIMA S-7	1308	2.99	35.4	12.6	178	1.39	0.66	306	6.4
1182	DPL 744	1098	3.10	34.7	13.0	184	1.40	0.69	334	6.7
1211	PHY 76	771	2.50	34.8	12.2	168	1.39	0.66	307	7.7
1113	PHY 57	719	2.93	34.1	12.6	175	1.38	0.67	294	8.1

SL-HVI Starlab (Calibrated to USDA SL-HVI Std.)

VARIETY CODE	VARIETY NAME	MICRO-NAIRE (reading)	2.5% S.L. (in.)	UNIFO-MITY (%)	STRE-NGTH (g/tex)	E	COLORIMETER HUNTER'S Rd	MICRO-NAIRE (Reading) b	SEED YIELD (lb/ac)	OIL (%)	NITR OGEN (%)	
1210	OA 340	4.30	1.30	88.3	40.5	8.9	69.0	11.0	4.25	2556	23.35	4.14
1108	OA 325 (DP-HTO)	4.25	1.35	88.7	44.5	9.1	64.0	10.4	4.25	2090	23.73	4.00
615	PIMA S-7	4.20	1.35	89.7	44.5	9.2	61.0	9.5	4.40	2381	23.75	3.96
1182	DPL 744	4.15	1.40	90.8	43.5	9.1	70.5	11.0	4.25	2069	23.49	4.05
1211	PHY 76	3.80	1.30	88.5	39.5	8.9	63.5	12.5	3.75	1441	21.05	3.97
1113	PHY 57	4.15	1.30	88.8	41.5	9.6	70.5	11.0	4.10	1385	24.41	4.21

---GOSSYPOL LEVELS---

-----AREALOMETER DATA-----

VARIETY CODE	VARIETY NAME	PLUS (+)	MINUS (-)	TOTAL (%)	A ---(mm2/mm3)---	D	M I (%)	p (microns)	w (mg/in)	t (microns)	
1210	OA 340	0.47	0.59	1.06	
1108	OA 325 (DP-HTO)	0.51	0.51	1.02	
615	PIMA S-7	0.47	0.55	1.02	429	16.5	1.47	95	43.10	3.89	3.0
1182	DPL 744	0.52	0.54	1.06	
1211	PHY 76	0.51	0.51	1.02	
1113	PHY 57	0.45	0.50	0.95	

VARIETIES COMBINING LOCATIONS

EL PASO, TX (PIMA)

LINT BOLL YARN DIGITAL FIBROGRAPH STELOMETER

VARIETY CODE	VARIETY NAME	YIELD (lb/acre)	SIZE (g/boll)	LINT PERCENT	SEED INDEX	TENACITY (mN/TEX)	2.5% S.L. (inches)	50% S.L. (inches)	T1 (mN/tex)	E1 (%)
1113	PHY 57	1449	3.84	37.6	12.5	172	1.36	0.64	305	8.0
615	PIMA S-7	1421	3.58	37.6	12.5	174	1.35	0.65	284	7.4
1210	OA 340	1392	3.62	37.7	12.5	170	1.35	0.61	272	7.2
1211	PHY 76	1344	3.73	38.1	12.6	172	1.38	0.63	300	8.7
1182	DPL 744	1201	3.71	37.8	12.3	175	1.32	0.63	295	8.0
1108	OA 325 (DP-HTO)	1196	3.98	39.4	11.2	165	1.33	0.63	284	7.6
.	LSD	158	.	.	.	11	0.04	0.07	41	1.5

SL-HVI Starlab (Calibrated to USDA SL-HVI Std.)

VARIETY CODE	VARIETY NAME	MICRO- NAIRE (reading)	2.5% S.L. (in.)	UNIFO- MITY (%)	STRE- NGTH (g/tex)	E	RD	COLORIMETER HUNTER'S b	MICRO- NAIRE (Reading)	SEED YIELD (lb/ac)	OIL (%)	NITR OGEN (%)
1113	PHY 57	4.35	1.30	88.4	49.0	10.0	65.5	10.5	3.95	2316	24.27	2.89
615	PIMA S-7	4.40	1.35	88.8	45.5	9.4	65.5	11.0	4.35	2322	22.87	3.00
1210	OA 340	4.50	1.30	88.9	46.0	9.4	66.5	10.5	4.50	2397	24.54	3.00
1211	PHY 76	4.25	1.35	89.8	50.0	10.0	63.0	11.5	4.35	1970	22.54	2.99
1182	DPL 744	4.45	1.35	89.2	47.5	9.7	67.0	10.2	4.45	2005	24.43	3.06
1108	OA 325 (DP-HTO)	4.35	1.30	88.6	43.0	9.4	68.0	11.0	4.35	1687	23.73	3.30
.	LSD	0.33	0.13	1.6	4.3	0.3	6.8	1.8	0.45	.	3.69	0.21

---GOSSYPOL LEVELS---

-----AREALOMETER DATA-----

VARIETY CODE	VARIETY NAME	PLUS (+)	MINUS (-)	TOTAL (%)	A ---(mm2/mm3)---	D	M (%)	p (microns)	w (mg/in)	t (microns)	
1113	PHY 57	0.63	0.72	1.35	482	19.0	1.53	93	39.87	3.21	2.6
615	PIMA S-7	0.66	0.70	1.36	453	20.5	1.56	91	43.34	3.70	2.8
1210	OA 340	0.60	0.75	1.35	445	9.5	1.29	101	36.49	3.18	3.1
1211	PHY 76	0.75	0.68	1.42	463	13.3	1.39	97	37.88	3.23	2.9
1182	DPL 744	0.76	0.82	1.58	416	12.8	1.37	98	41.22	3.83	3.3
1108	OA 325 (DP-HTO)	0.62	0.66	1.28	468	19.0	1.53	92	41.01	3.39	2.7

.	LSD	0.21	0.21	0.45	80.1	6.0	0.16	6	7.54	1.04	0.6
---	-----	------	------	------	------	-----	------	---	------	------	-----

LAS CRUCES, NM

VARIETY CODE	VARIETY NAME	LINT	BOLL	LINT PERCENT	SEED INDEX	YARN	DIGITAL FIBROGRAPH		STELOMETER	
		YIELD (lb/acre)	SIZE (g/boll)			TENACITY (mN/TEX)	2.5% S.L. (inches)	50% S.L. (inches)	T1 (mN/tex)	E1 (%)
1210	OA 340	1716	3.98	.	12.3	183	1.41	0.69	350	7.9
615	PIMA S-7	1655	3.58	.	11.6	193	1.43	0.69	327	10.5
1211	PHY 76	1654	3.34	.	12.1	190	1.42	0.69	305	8.2
1113	PHY 57	1559	3.67	.	12.0	189	1.41	0.69	325	7.3
1108	OA 325 (DP-HTO)	1555	3.92	.	11.8	191	1.38	0.69	303	11.0
1182	DPL 744	1260	4.15	.	12.1	189	1.41	0.69	353	9.3
.	LSD	236	0.30	.	0.8	8	0.01	0.00	22	0.9

SL-HVI Starlab (Calibrated to USDA SL-HVI Std.)

VARIETY CODE	VARIETY NAME	MICRO-	2.5%	UNIFO-	STRE-	E	COLORIMETER		MICRO-	SEED	OIL (%)	NITR OGEN (%)
		NAIRE (reading)	S.L. (in.)	MITY (%)	NGTH (g/tex)		HUNTER'S Rd	NAIRE b (Reading)	YIELD (lb/ac)			
1210	OA 340	4.05	1.30	90.0	43.5	9.8	62.5	10.5	4.25	.	23.73	3.60
615	PIMA S-7	4.10	1.35	90.7	46.0	10.0	67.5	10.0	4.20	.	23.82	3.63
1211	PHY 76	4.00	1.35	89.7	45.0	9.5	66.5	11.0	4.10	.	22.87	3.60
1113	PHY 57	4.10	1.35	89.4	48.5	9.9	66.5	12.5	4.20	.	23.62	3.84
1108	OA 325 (DP-HTO)	4.20	1.35	90.7	47.0	10.0	64.5	11.0	4.20	.	24.18	3.71
1182	DPL 744	4.30	1.40	90.9	48.5	9.8	67.0	11.5	4.30	.	23.51	3.57
.	LSD	0.45	0.07	1.7	3.0	0.4	3.0	0.9	0.31	.	1.80	0.20

VARIETY CODE	VARIETY NAME	---GOSSYPOL LEVELS---			-----AREALOMETER DATA-----						
		PLUS (+)	MINUS (-)	TOTAL (%)	A ---(mm2/mm3)---	D	I	M (%)	p (microns)	w (mg/in)	t (microns)
1210	OA 340	0.58	0.66	1.24	449	19.0	1.53	92	42.97	3.73	2.8
615	PIMA S-7	0.71	0.76	1.47	454	20.0	1.55	91	42.91	3.67	2.8
1211	PHY 76	0.68	0.73	1.41	486	22.8	1.61	89	41.72	3.33	2.6
1113	PHY 57	0.62	0.68	1.30	460	11.3	1.34	99	36.47	3.07	3.0
1108	OA 325 (DP-HTO)	0.70	0.73	1.44	463	19.8	1.55	92	41.95	3.51	2.7
1182	DPL 744	0.69	0.74	1.42	445	19.5	1.54	92	43.59	3.82	2.9
.	LSD	0.10	0.10	0.19	33.6	4.0	0.10	4	3.81	0.56	0.3

SAFFORD, AZ

VARIETY CODE	VARIETY NAME	LINT	BOLL	LINT PERCENT	SEED INDEX	YARN	DIGITAL FIBROGRAPH		STELOMETER	
		YIELD (lb/acre)	SIZE (g/boll)			TENACITY (mN/TEX)	2.5% S.L. (inches)	50% S.L. (inches)	T1 (mN/tex)	E1 (%)
1211	PHY 76	768	3.52
615	PIMA S-7	721	3.34
1210	OA 340	711	3.32
1108	OA 325 (DP-HTO)	643	3.38
1113	PHY 57	609	3.30
1182	DPL 744	415	3.72
.	LSD	198	0.42

SL-HVI Starlab (Calibrated to USDA SL-HVI Std.)

VARIETY CODE	VARIETY NAME	MICRO-	2.5%	UNIFO-	STRE-	COLORIMETER		MICRO-	SEED	OIL (%)	NITR OGEN (%)
		NAIRE (reading)	S.L. (in.)	MITY (%)	NGTH (g/tex)	HUNTER'S E	HUNTER'S Rd	NAIRE b (Reading)	YIELD (lb/ac)		

1211	PHY 76
615	PIMA S-7
1210	OA 340
1108	OA 325 (DP-HTO)
1113	PHY 57
1182	DPL 744
.	LSD

VARIETY CODE	VARIETY NAME	---GOSSYPOL LEVELS---			-----AREALOMETER DATA-----							
		PLUS (+)	MINUS (-)	TOTAL (%)	A ---(mm ² /mm ³)---	D	I	M (%)	p (microns)	w (mg/in)	t (microns)	
1211	PHY 76
615	PIMA S-7
1210	OA 340
1108	OA 325 (DP-HTO)
1113	PHY 57
1182	DPL 744
.	LSD

MARICOPA, AZ

VARIETY CODE	VARIETY NAME	LINT	BOLL	LINT PERCENT	SEED INDEX	YARN TENACITY (mN/TEX)	DIGITAL FIBROGRAPH		STELOMETER	
		YIELD (lb/acre)	SIZE (g/boll)				2.5% S.L. (inches)	50% S.L. (inches)	T1 (mN/tex)	E1 (%)
1210	OA 340	1503	2.97	37.0	12.5	168	1.39	0.66	287	6.2
1108	OA 325 (DP-HTO)	1334	2.99	39.0	12.1	174	1.37	0.67	306	7.2
615	PIMA S-7	1308	2.99	35.4	12.6	178	1.39	0.66	306	6.4
1182	DPL 744	1098	3.10	34.7	13.0	184	1.40	0.69	334	6.7

1211	PHY 76	771	2.50	34.8	12.2	168	1.39	0.66	307	7.7
1113	PHY 57	719	2.93	34.1	12.6	175	1.38	0.67	294	8.1
.	LSD	160	0.18	0.4	0.6	6	0.02	0.09	19	1.5


SL-HVI Starlab (Calibrated to USDA SL-HVI Std.)

VARIETY CODE	VARIETY NAME	MICRO- NAIRE (reading)	2.5% S.L. (in.)	UNIFO- MITY (%)	STRE- NGTH (g/tex)	E	COLORIMETER HUNTER'S Rd	b	MICRO- NAIRE (Reading)	SEED YIELD (lb/ac)	OIL (%)	NITR OGEN (%)
1210	OA 340	4.30	1.30	88.3	40.5	8.9	69.0	11.0	4.25	2556	23.35	4.14
1108	OA 325 (DP-HTO)	4.25	1.35	88.7	44.5	9.1	64.0	10.4	4.25	2090	23.73	4.00
615	PIMA S-7	4.20	1.35	89.7	44.5	9.2	61.0	9.5	4.40	2381	23.75	3.96
1182	DPL 744	4.15	1.40	90.8	43.5	9.1	70.5	11.0	4.25	2069	23.49	4.05
1211	PHY 76	3.80	1.30	88.5	39.5	8.9	63.5	12.5	3.75	1441	21.05	3.97
1113	PHY 57	4.15	1.30	88.8	41.5	9.6	70.5	11.0	4.10	1385	24.41	4.21
.	LSD	0.31	0.09	1.4	3.8	0.5	11.5	2.6	0.30	335	1.55	0.45

VARIETY CODE	VARIETY NAME	---GOSSYPOL LEVELS---			-----AREALOMETER DATA-----						
		PLUS (+)	MINUS (-)	TOTAL (%)	A ---(mm2/mm3)---	D	I	M (%)	p (microns)	w (mg/in)	t (microns)
1210	OA 340	0.47	0.59	1.06
1108	OA 325 (DP-HTO)	0.51	0.51	1.02
615	PIMA S-7	0.47	0.55	1.02	429	16.5	1.47	95	43.10	3.89	3.0
1182	DPL 744	0.52	0.54	1.06
1211	PHY 76	0.51	0.51	1.02
1113	PHY 57	0.45	0.50	0.95
.	LSD	0.07	0.07	0.15



***Thank you for your interest in the ongoing work of the
National Cotton Variety Test Program.***

 Questions or comments to: ekeene@ars.usda.gov

United States Department of Agriculture

**Agricultural Research Service
Mid-South Area
Crop Genetics and Production Research Unit
National Cotton Variety Test Program
P O Box 345
Stoneville, MS 38776
(662) 686-5241
Fax (662) 686-5218**



Other links:

[Crop Genetics and Production Research Unit Home Page](#)

[Publications of the Crop Genetics & Production Research Unit](#)

[Jamie Whitten Delta States Research Center](#)

**All Internet Versions of the NCVT Publications are accessible through
either the Jamie Whitten Delta States Research Center or the
Crop Genetics and Production Research Unit sites**



2001 National Cotton Variety Test



**Crop Genetics & Production
Research Unit
P O Box 345
Stoneville, MS 38776**

**(662) 686-5378
(662) 686-5218 (fax)**



Any time you see the cotton boll photograph as shown here, you may click on it to return to the top of the document.

**National Cotton Variety Tests, 2001
Yield, Boll, Seed, Spinning and Data**

Introduction

The National Cotton Variety Testing Program, developed from recommendations of the Joint Cotton Breeding Policy Committee, is a uniform system of reporting data from cotton-yield trials

across the US Cotton Belt. The trials are conducted annually at selected locations involved in the variety-testing programs of the cooperating State Agricultural Experiment Stations and the Agricultural Research Service. The National Cotton Variety Testing Committee is responsible for coordinating program plans from year to year.

National standard varieties are chosen for a 3-year testing cycle. For the fourteenth 3-year testing cycle, beginning in 1999, the national standards were Acala Maxxa, All Tex Atlas, DPL NuCotn 33B, and Suregrow 747. Within each region, cooperators annually select a group of regional standard varieties that are common to all tests within the region for the particular year. In 1984, the cooperators for the Eastern, Central, and Delta regions elected to include interregional standards. Data on the national, regional, and interregional standards were included in this report. All varieties were grown to obtain experimental data, and the designation of national, regional, and interregional standards is not an endorsement of these varieties by the U.S. Department of Agriculture or the cooperating State Agricultural Experiment Stations.

Plot size, cultural practices, number of entries, and sampling methods were left to the discretion of the participating stations. While these details were not rigidly standardized, all tests were conducted by experienced personnel using sound experimental designs and procedures.

Yield, boll size, lint percentage, and seed index were supplied by the cooperating stations. Fiber, yarn, and HVI tests were made by Starlab, Inc., Knoxville, TN, and combed yarn tests were made by USDA-AMS Cotton Testing Section at Clemson, SC. Chemical analyses of seed were done by Woodsen-Tenent Laboratories, Inc., Memphis, TN. All data were compiled, analyzed, tabulated, and duplicated by the staff of the office of the Program Analyst for the National Cotton Variety Test.

In 1994, the National Cotton Variety Testing Program was organized as shown on the cover map. Upland varieties were grown in all tests except the Pima Region. Strains developed in the southern states with superior fiber properties and spinning performance were tested in three contiguous Regions (high quality test). Extra-long-staple American Pima varieties were tested in the Western and Arizona Regions.

In 1996, results of the Regional Project S-205 Regional Bollworm-Budworm Tests and the Regional Short Season Tests were reprinted in this report. The purpose in reprinting this vital information is to assist Regional Project S-205 by making the data more widely available to the Cotton Improvement Community.



REGIONAL TESTS & PARTICIPATING STATIONS

Eastern Regional Cotton Variety Test (Upland Varieties)

Alabama Agricultural Experiment Station
Main Station

Auburn, AL

Tennessee Valley Substation

Belle Mina, AL

Georgia Agricultural Experiment Station
Georgia Coastal Experiment Station

Tifton, GA

Clemson University
Pee Dee Experiment Station

Florence, SC

Delta Regional Cotton Variety Test (Upland Varieties)

Arkansas Agricultural Experiment Station
Delta Substation

Clarkedale, AR

Mississippi Agricultural and Forestry Experiment Station
Delta Branch

Stoneville, MS

Louisiana Agricultural Experiment Station
Northeast Louisiana Experiment Station

St. Joseph, LA

Central Regional Cotton Variety Test (Upland Varieties)

Louisiana Agricultural Experiment Station
Red River Valley Experiment Station

Bossier City, LA

Texas A&M University
Extension Center

Weslaco, TX

Main Station

College Station, TX

Off-Station Test

Neuces County, TX

Blackland Regional Cotton Variety Test (Upland Varieties)

Texas A&M University
Agricultural Research and Extension

Dallas, TX

Stiles Farm Foundation

Thrall, TX

Plains Regional Cotton Variety Test (Upland Varieties)

Oklahoma Agricultural Experiment Station
Cotton Research Station
Irrigated Test

Chickasha, OK

Dryland Test

Chickasha, OK

Irrigation Experiment Station

Altus, OK

Southwest Agronomy Research Station
Dryland Test

Tipton, OK

Texas A&M University

Agricultural Research and Extension Center

(Chillicothe)

Dryland Test

Chillicothe, TX

Agricultural Research and Extension Center (Lubbock)

Irrigated Test

Lubbock, TX

Off-Station (Dryland Test)

Lamesa, TX

Western Regional Cotton Variety Test (Upland Varieties)

New Mexico Agricultural Experiment Station

Main Station

Las Cruces, NM

Southeastern Branch Station

Artesia, NM

Texas A&M University

Agricultural Research Center

Pecos, TX

High Quality Regional Cotton Variety Test

Alabama Agricultural Experiment Station

Tennessee Valley Substation

Belle Mina, AL

Arkansas Agricultural Experiment Station

Delta Substation

Keiser, AR

Clemson University

Pee Dee Experiment Station

Florence, SC

Georgia Agricultural Experiment Station

Georgia Coastal Plain Experiment Station

Tifton, GA

Louisiana Agricultural Experiment Station

Red River Valley Experiment Station

Bossier City, LA

Mississippi Agricultural and Forestry Experiment Station

Delta Branch

Stoneville, MS

North Carolina State University

Upper Coastal Plain Experiment Station

Rocky Mount, NC

Texas A&M University

Texas Agricultural Experiment Station

College Station, TX

Safford, AZ

Pima Regional Cotton Variety Test

Arizona Agricultural Experiment Station

Cotton Research Center

Maricopa, AZ

California Agricultural Experiment Station

West Side Field Station

West Side Field Station, CA

Kern, CA

Shafter, CA

Merced, CA

New Mexico Agricultural Experiment Station

Off-Station Test

Las Cruces, NM

Combed-Yarn Test (American Pima Varieties)**

American Pima cottons are commonly spun into combed yarns. In addition to the carded yarn tenacity, combed-yarn tests of Pima cotton grown at two locations conducting the Pima Regional Cotton Variety Test were made by the Agricultural Marketing Service, United States Department of Agriculture, Cotton Testing Section at Clemson, SC. Classer's grade and staple, yarn tenacity of 11.8- and 7.4- tex (50's and 80's cotton count) yarns, appearance index, imperfections per 1,000 yards, and waste percentages are reported.

**Test was discontinued in 1994 due to costs of processing samples.



Explanations and Definitions

No interpretation of the test results other than the indication of the significant difference among means based on an analysis of variance is presented. The variety x location interaction mean square was used as the Error term in F tests and Duncan's Multiple Range tests in the combined-over-locations ANOVA for each region and subregion. Means followed by the same letter or letters cannot be considered significantly different at the 0.05 level of probability, as determined by Duncan's Multiple Range Test. Statistical analyses and Duncan's Multiple Range test were performed using SAS. A randomized complete block design was used for all analyses, although some tests were planted in lattice designs.

The yield reported for each variety is the average derived from the number of replications used. From three to eight replications were planted, depending on the station, with four replications being more commonly used. Boll size, lint percentage, and seed, fiber, and yarn data were based on two replications of each variety at all locations.

The tables for each regional test are arranged as follows: In the first four tables, average data for the entire region are given by cotton variety and location; the entries in these tables are arranged in order of decreasing lint yield. For some tests, subregional summaries are also included. Following these tables average data for each location in the region are given, each table being arranged by variety in order of decreasing lint yield.

The column headings and symbols are defined as follows:

Arealometer. The arealometer is an instrument which measures fiber

fineness and shape by measuring the resistance a given mass of fiber offers to the flow of air. Fineness and shape measures are used to calculate Immaturity Ratio (I), % Maturity (M), Perimeter (p), Weight Fineness (w), and Wall Thickness (t).

A. Is a measure of the external surface area of the fibers of a given volume of fibrous material, expressed in terms of square millimeters per cubic millimeter of fibrous material.

D. The difference between the value of the specific area determined at high pressure (AH) and the value of the specific area determined at standard pressure (the "A" measured above). "D" is presumably a measure of the flatness of the fiber ribbon; i.e., the higher the "D" value, the more ribbonlike are the fibers.

I. The immaturity ratio is a dimensionless number which describes a physical characteristic of the fiber cross section. It is defined as the ratio of the area that the fiber cross section would have if its perimeter enclosed a circle to the area that the perimeter actually encloses. It is found by substituting D in the formula:

$$I = \sqrt{(0.07D+1)}$$

M. The simple linear regression prediction of caustic soda percent maturity from Hertel and Craven Textile Research Journal 21: 765-774, 1951. The prediction equation is: $M = 150.5 - 38.1I$. M is an unreliable prediction of caustic soda percent maturity above about 95% and below about 35%. Values of M above 100% were obtained on some samples and are reported as obtained. The caustic soda percent maturity has an upper limit of 100%.

(p) The perimeter is defined as the distance around the outside wall of the fiber cross section. The perimeter in microns is determined by:

$$p = \frac{12,566 I}{A}$$

(w) The weight fineness, or linear density, is defined as the mass per unit length of fiber. It is calculated in ægm per inch by use of the following formula:

$$w = \frac{485 \times 10^3 I}{A^2}$$

(t) Wall thickness in microns calculated from:

$$t = \frac{2000}{A[1 + \sqrt{(1 - 1/I)}]}$$

Boll size. The mass, in grams, per boll of seed cotton.

Classer's designation. A description of the quality of cotton in terms of grade and staple according to the official cotton standards of the United States. For grade, classification is based on appearance and is accomplished chiefly through the sense of sight by integration of the three factors of grade--color, leaf, and preparation--in the sample.

Classification for staple length involves both sight and touch and is made by pulling out and comparing a typical portion of fiber from a sample with the official staple types.

Digital Fibrograph. An instrument for measuring fiber length. S.L. (span length) is the distance spanned by a specific percentage of the fibers in the test specimen, where the initial starting point of the scanning in the test is considered 100 percent. The 2.5 percent S.L. is the length, in inches, on the test specimen spanned by 2.5 percent of the fibers scanned at the initial starting point. The 2.5 percent S.L. approximates classer's stable. The 50 percent S.L. is the length, in inches, on the test specimen spanned by 50 percent of the fibers scanned at the initial starting point.

Free gossypol. The gossypol in fuzzy seeds as determined by the HPLC Method described in Vol. 59, page 546, 1982 of the Journal of the American Oil Chemist's Society modified as follows: Immediately after obtaining the hull-free kernels, they were dried in a forced-draft oven at 180°F for 4 hours. At the end of 4 hours drying, the kernels were immediately placed in moisture-proof containers and cooled. In proceeding with the HPLC Method every effort was made to prevent the kernels from regaining moisture. The purpose of this modification was to reduce free moisture on the kernels with which the gossypol could interact and become bound to the protein thus reducing the free gossypol content. The use of this modification (starting with 1987 crop) resulted in higher estimates of free gossypol than in previous years. Free gossypol is expressed as a percentage of the mass of the kernel.

High Volume Instrument. An instrument system used to measure length, strength, micronaire, and color of cotton fibers.

Lint percent. The mass of lint ginned from a sample of seed cotton, expressed as a percentage of the mass of seed cotton.

Lint yield. The mean production of the plots harvested, expressed in pounds of lint per acre and reported as estimated by each participant.

Micronaire. The fineness of the sample taken from the ginned lint, measured by a Fibronaire and expressed in standard (curvilinear scale) micronaire units.

Nitrogen. The nitrogen in fuzzy seeds as determined by AOCS Method Ba 4-38; expressed as a percentage of the mass of fuzzy seeds. The percentage of nitrogen multiplied by 6.25 is an approximation of the percentage of protein.

Oil. The oil in fuzzy seeds as determined by AOCS Method Aa 4-38; expressed as a percentage of the mass of the fuzzy seeds.

Seed index. The mass of 100 fuzzy seeds, in grams.

Seed Yield/Acre. The yield in pounds of seed per acre for each plot was calculated and reported.

(Reporting started with the 1994 tests.) The calculation used is:

$$(\text{ LINT YIELD/ACRE }) \times ((100 - \text{LINT\%}) / \text{ LINT\% })$$

SL-HVI AMS (Calibrated to USDA SL-HVI Standard). The SL-HVI is a High Volume Instrument system, manufactured by Spinlab, Inc. of Knoxville, Tennessee, used to measure length, strength, micronaire, and color of cotton fibers. The measurements were made on a Spinlab 900 High Volume Fiber Test System, by the USDA-AMS Quality Control Section at Memphis, Tennessee. The instrument was calibrated using the USDA Spinlab HVI Standard Cotton.

2.5 S.L. See Digital Fibrograph for definition

Uniformity Ratio (UR). Ratio of 50% S.L. to 2.5% S.L.

Elongation (E). Elongation at point of break in strength determination.

Strength. Is the fiber strength of a bundle of fibers measured with the two jaws holding the fiber bundle separated by one-eighth inch, expressed in grams force per tex. In previous reports, this measurement was called Tenacity. Since the physical nature of this measurement is under investigation, use of the more general term seems appropriate.

Micronaire. The fineness of the sample taken from the ginned lint, measured by a Fibronaire-type instrument and expressed in standard (curvilinear scale) micronaire units.

Colorimeter

Rd. Is the percentage of the reflectance; the higher the value, the lighter the cotton.

Hunter's b value. Is a measure of increasing yellowness of the cotton.

Stelometer. An instrument for measuring fiber strength. T1 is the fiber strength of a bundle of fibers measured on the Stelometer with two jaws holding the fiber bundle separated by one-eighth inch spacer, expressed in millinewtons (mN) per tex. E1 is the percentage elongation at break of the center one-eighth inch of the fiber bundle measured for T1 strength on the Stelometer.

Tex. The linear density of fibers, filaments, and yarns expressed as the mass, in milligrams, of 1 meter of the fiber filaments or yarn.

Waste. The difference in mass, expressed as a percentage of the fed stock and delivered stock.

Picker and card waste is the loss in mass during opening, picking and carding. Comber waste is the loss in mass during combing.

Yarn appearance index. The relative evenness, smoothness and freedom from foreign material of the yarn as evaluated by visual comparison of the yarn with the standards adopted by the American Society for Testing and Materials. Higher numbers indicate more even and smooth yarns with less foreign material.

Yarn tenacity. In the Regional test the standard skein strength of the yarn in millinewtons per tex (mN/tex) is estimated from miniature skeins. The data is adjusted to standard skein basis and corrected to 27 tex. The Pima Combed strength of 11.8 and 7.4 tex yarns in millinewtons per tex (mN/tex) is determined on standard skeins.



***Thank you for your interest in the ongoing work of the
National Cotton Variety Test Program.***

Questions or comments to: ekeene@ars.usda.gov

United States Department of Agriculture

Agricultural Research Service

**Mid-South Area
Crop Genetics and Production Research Unit
National Cotton Variety Test Program
P O Box 345
Stoneville, MS 38776
(662) 686-5241
Fax (662) 686-5218**



Other links:

[Crop Genetics and Production Research Unit Home Page](#)

[Publications of the Crop Genetics & Production Research Unit](#)

[Jamie Whitten Delta States Research Center](#)

**All Internet Versions of the NCVT Publications are accessible through
either the Jamie Whitten Delta States Research Center or the
Crop Genetics and Production Research Unit sites**

