



2004 National Cotton Variety Test

**Crop Genetics & Production
Research Unit
P O Box 345
Stoneville, MS 38776**

**(662) 686-5378
(662) 686-5218 (fax)**



Any time you see the cotton boll photograph as shown here, you may click on it to return to the top of the document.

**National Cotton Variety Tests, 2004
Yield, Boll, Seed, Spinning and Data**

Compiled by:



**Ellen R. Keene
Info. Tech. Specialist**



**Mitzi W. Dean
Computer Assistant**

Program Headquarters are located in the Crop Genetics & Production Research Unit, Jamie Whitten Delta States Research Center, United States Department of Agriculture - Agricultural Research Service, Stoneville, Mississippi, in cooperation with the agricultural experiment stations of Alabama, Arkansas, Arizona, California, Georgia, Louisiana, Mississippi, New Mexico, North Carolina, Oklahoma, South Carolina, and Texas.

**The National Cotton Variety Test series is available free of charge
from
the National Cotton Variety Test Program.**

National Cotton Variety Tests, 2004.

Yield, Boll, Seed, Spinning, and Fiber Data.

Issued August, 2005.

Processed by National Cotton Variety Testing Program:

**United States Department of Agriculture
Agricultural Research Service
Crop Genetics & Production Research
Unit**

**P.O. Box 345
Stoneville, MS 38776**



CONTENTS

[Location Index](#)

[Acknowledgements](#)

[Joint Cotton Breeding Policy Committee](#)

[National Cotton Variety Testing Committee](#)

[National Cotton Variety Test Archive Files](#)

[Introduction and Explanations](#)

[Regional Tests and Participating Stations](#)

[Reporting Variations and Errata](#)

[Varieties Tested](#) in 2004

Test Results

[Eastern](#) Regional Cotton Variety Test

[Delta](#) Regional Cotton Variety Test

[Central](#) Regional Cotton Variety Test

[Blackland](#) Regional Cotton Variety Test

[Plains](#) Regional Cotton Variety Test

[Western](#) Regional Cotton Variety Test

[High Quality](#) Regional Cotton Variety Test

[Pima](#) Regional Cotton Variety Test

2004 Regional [Short Season](#) Test Results

2004 [Bollworm-Budworm](#) Tests



LOCATIONS: ALTUS, OK (IRR)
AUBURN, AL
BEEVILLE, TX
BELLE MINA, AL
BOSSIER CITY, LA
CHICKASHA, OK (DRY)
CHICKASHA, OK (IRR)
CLARKEDALE, AR
COLLEGE STATION, TX
DALLAS, TX
EL PASO, TX (PIMA)
FLORENCE, SC
KEISER, AR
LAMESA, TX (DRY)
LUBBOCK, TX (IRR)
MARICOPA, AZ
PECOS, TX (IRR)
PORTAGEVILLE, MO
SAINT JOSEPH, LA
STONEVILLE, MS
THRALL, TX
TIPTON, OK
WESLACO, TX



Acknowledgments

The success of the National Cotton Variety Testing Program results from the interest and diligence of many workers who conducted the tests, processed the fiber samples, tabulated the information and analyzed the data. The following were primarily responsible for furnishing field data and providing samples:

Alabama	--	K. Glass
Arizona	--	R. Percy (USDA-ARS)
Arkansas	--	F. M. Bourland
California	--	D. M. Bassett

Georgia	--	S. H. Baker
Louisiana	--	W. D. Caldwell, Ernie Clawson D. S. Boquet, and R. C. Griffin
Mississippi	--	W. R. Meredith, Jr. (USDA-ARS)
New Mexico	--	M. Murray
North Carolina	--	D. Bowman
Oklahoma	--	M. Bayles
South Carolina	--	L. May (USDA-ARS)
Texas	--	J. R. Gannaway, and C. W. Smith

The interest and cooperation of the commercial cottonseed firms of the United States are acknowledged. For the most part, seeds of the regional varieties were contributed by commercial firms. Seeds of varieties used as national standards were supplied by the following organizations:

Acala 1517-99

-- CPCSD, Shafter, CA;

All Tex Atlas

-- All Tex Seed Company, Levelland, TX

DP 458B/R

-- Delta and Pine Land Company, Scott, MS; and

Stoneville 4892 B/R

-- Stoneville Pedigreed Seed Company, Stoneville, MS.



(As of January 2002)

R. L. Rogers, (Chairman) Louisiana Agricultural Experiment Station, Baton Rouge, LA
A. G. Jordan, (Secretary) National Cotton Council of America, Memphis, TN
B. Lalor, Cotton Incorporated, Raleigh, NC
J. W. Smith, Mississippi Agricultural & Forestry Experiment Station, Stoneville, MS
W. R. Meredith, Jr., Agricultural Research Service, USDA, Stoneville, MS
T. J. Army, Agricultural Research Service, USDA, Stoneville, MS
J. Radin, NPL Plant Physiology, Agricultural Research Service, USDA, Beltsville, MD
V. Watson, Mississippi Agricultural & Forestry Experiment Station, Mississippi State, MS
S. Oakley, California Planting Cotton Seed Distributors, Shafter, CA
J. J. Gwyn, AgrEvo Cotton Seed International, Greenville, MS
R. H. Sheetz, Paymaster Cottonseed Products, Hale Center, TX
T. Helms, Southern Association of Agricultural Experiment Station Directors, Mississippi State, MS

National Cotton Variety Testing Committee

(As of January 2004)

D. M. Bassett, University of CA, U. S. Cotton Research Station, Shafter, CA
F. M. Bourland, University of Arkansas, Fayetteville, AR
R. Cantrell, New Mexico Agricultural Experiment Station, Las Cruces, NM
J. R. Gannaway, (Chairman) Texas Agricultural Experiment Station, Lubbock, TX
C. Green, Delta & Pine Land Co., Hartsville, SC
S. Lincoln, CA Dept. of Food & Agriculture, Sacramento, CA
W. R. Meredith, Jr., Agricultural Research Service, USDA, Stoneville, MS
J. Radin, Agricultural Research Service, USDA, Beltsville, MD
S. R. Oakley, California Planting Cottonseed Distributors, Shafter, CA
R. Percy, Agricultural Research Service, USDA, Maricopa, AZ
E. R. Keene, (Secretary) Agricultural Research Service, USDA, Stoneville, MS
R. Sheetz, Cargill Research, Plainview, TX
C. W. Smith, Texas Agricultural Experiment Station, College Station, TX



National Cotton Variety Test Archive File

The National Cotton Variety Test, from its inception in 1960 to the current year, is maintained in an archive file at the NCVT Program headquarters, Stoneville, MS. These files are available from the ARS Coordinator for the NCVT Program. The following files are available on diskette:

Cottonseed Quality Archive File	1977 - 2004
Yield Archive File	1960 - 2004
Fiber Quality Archive File	1960 - 2004
Pima Combed Yarn Archive File	1962 - 2004

Code Files:

- Alpha & Numeric Variety Listings (2 files)
- Alpha & Numeric Location Listings (2 files)
(includes Regional Codes)

The Archive Files, Codes, Content and Index files will be updated to include the current data each year, following the publication of the Annual Report. Write or phone:

Mrs. Ellen R. Keene
National Cotton Variety Testing Program
P. O. Box 345
Stoneville, MS 38776
601-686-5378
e-mail address: ekeene@ars.usda.gov



Introduction

The National Cotton Variety Testing Program, developed from recommendations of the Joint Cotton Breeding Policy Committee, is a uniform system of reporting data from cotton-yield trials across the US Cotton Belt. The trials are conducted annually at selected locations involved in the variety-testing programs of the cooperating State Agricultural Experiment Stations and the Agricultural Research Service. The National Cotton Variety Testing Committee is responsible for coordinating program plans from year to year.

National standard varieties are chosen for a 3-year testing cycle. For the fifteenth 3-year testing cycle, beginning in 2002, the national standards were Acala 1517-99, All Tex Atlas, DP 458 B/R, and Stoneville 4892 B/R. Within each region, cooperators annually select a group of regional standard varieties that are common to all tests within the region for the particular year. In 1984, the cooperators for the Eastern, Central, and Delta regions elected to include interregional standards. Data on the national, regional, and interregional standards were included in this report. All varieties were grown to obtain experimental data, and the designation of national, regional, and interregional standards is not an endorsement of these varieties by the U. S. Department of Agriculture or the cooperating State Agricultural Experiment Stations.

Plot size, cultural practices, number of entries, and sampling methods were left to the discretion of the participating stations. While these details were not rigidly standardized, all tests were conducted by experienced personnel using sound experimental designs and procedures.

Yield, boll size, lint percentage, and seed index were supplied by the cooperating stations. Fiber, yarn, and HVI tests were made by Starlab, Inc., Knoxville, TN, and combed yarn tests were made by USDA-AMS Cotton Testing Section at Clemson, SC. Chemical analyses of seed were done by Woodsen-Tenent Laboratories, Inc., Memphis, TN. All data were compiled, analyzed, tabulated, and duplicated by the staff of the office of the Program Analyst for the National Cotton Variety Test.

In 1994, the National Cotton Variety Testing Program was organized as shown on the cover map. Upland varieties were grown in all tests except the Pima Region. Strains developed in the southern states with superior fiber properties and spinning performance were tested in three contiguous Regions (high quality test). Extra-long-staple American Pima varieties were tested in the Western and Arizona Regions.

In 1996, results of the Regional Project S-205 Regional Bollworm-Budworm Tests and the Regional Short Season Tests were reprinted in this report. The purpose in reprinting this vital information is to assist Regional Project S-205 by making the data more widely available to the Cotton Improvement Community. These results are no longer provided to the National Cotton Variety Testing staff.



REGIONAL TESTS & PARTICIPATING STATIONS

Eastern Regional Cotton Variety Test (Upland Varieties)

Alabama Agricultural Experiment Station	
Main Station	Auburn, AL
Tennessee Valley Substation	Belle Mina, AL
Georgia Agricultural Experiment Station	
Georgia Coastal Experiment Station	Tifton, GA
Clemson University	
Pee Dee Experiment Station	Florence, SC

Delta Regional Cotton Variety Test (Upland Varieties)

Arkansas Agricultural Experiment Station	
Delta Substation	Clarkedale, AR
Mississippi Agricultural and Forestry Experiment Station	
Delta Branch	Stoneville, MS
Louisiana Agricultural Experiment Station	
Northeast Louisiana Experiment Station	St. Joseph, LA

Central Regional Cotton Variety Test (Upland Varieties)

Louisiana Agricultural Experiment Station	
Red River Valley Experiment Station	Bossier City, LA
Texas A&M University	
Extension Center	Weslaco, TX
Main Station	College Station, TX
Off-Station Test	Neuces County, TX

Blackland Regional Cotton Variety Test (Upland Varieties)

Texas A&M University	
Agricultural Research and Extension	Dallas, TX
Stiles Farm Foundation	Thrall, TX

Plains Regional Cotton Variety Test (Upland Varieties)

Oklahoma Agricultural Experiment Station	
Cotton Research Station	
Irrigated Test	Chickasha, OK
Dryland Test	Chickasha, OK
Irrigation Experiment Station	Altus, OK
Southwest Agronomy Research Station	

Dryland Test	Tipton, OK
Texas A&M University	
Agricultural Research and Extension Center (Lubbock)	
Irrigated Test	Lubbock, TX
Off-Station (Dryland Test)	Lamesa, TX

Western Regional Cotton Variety Test (Upland Varieties)

New Mexico Agricultural Experiment Station	
Main Station	Las Cruces, NM
Southeastern Branch Station	Artesia, NM
Texas A&M University	
Agricultural Research Center	Pecos, TX

High Quality Regional Cotton Variety Test

Alabama Agricultural Experiment Station	
Tennessee Valley Substation	Belle Mina, AL
Arkansas Agricultural Experiment Station	
Delta Substation	Keiser, AR
	Portageville, MO
Clemson University	
Pee Dee Experiment Station	Florence, SC
Georgia Agricultural Experiment Station	
Louisiana Agricultural Experiment Station	
Red River Valley Experiment Station	Bossier City, LA
Mississippi Agricultural and Forestry Experiment Station	
Delta Branch	Stoneville, MS
Texas A&M University	
Texas Agricultural Experiment Station	College Station, TX
Safford, AZ	
Agricultural Research and Extension Center	Lubbock, TX

Pima Regional Cotton Variety Test

Arizona Agricultural Experiment Station	
Cotton Research Center	Maricopa, AZ
Agricultural Research and Extension Center	El Paso, TX

Combed-Yarn Test (American Pima Varieties)**

American Pima cottons are commonly spun into combed yarns. In addition to the carded yarn tenacity, combed-yarn tests of Pima cotton grown at two locations conducting the Pima Regional Cotton Variety Test were made by the Agricultural Marketing Service, United States Department of Agriculture, Cotton Testing Section at Clemson, SC. Classer's grade and staple, yarn tenacity of 11.8- and 7.4- tex (50's and 80's cotton count) yarns, appearance index,

imperfections per 1,000 yards, and waste percentages are reported.

**Test was discontinued in 1994 due to costs of processing samples.



Explanations and Definitions

No interpretation of the test results other than the indication of the significant difference among means based on an analysis of variance is presented. The variety x location interaction mean square was used as the Error term in F tests and Duncan's Multiple Range tests in the combined-over-locations ANOVA for each region and sub region. Means followed by the same letter or letters cannot be considered significantly different at the 0.05 level of probability, as determined by Duncan's Multiple Range Test. Statistical analyses and Duncan's Multiple Range test were performed using SAS. A randomized complete block design was used for all analyses, although some tests were planted in lattice designs.

The yield reported for each variety is the average derived from the number of replications used. From three to eight replications were planted, depending on the station, with four replications being more commonly used. Boll size, lint percentage, and seed, fiber, and yarn data were based on two replications of each variety at all locations.

The tables for each regional test are arranged as follows: In the first four tables, average data for the entire region are given by cotton variety and location; the entries in these tables are arranged in order of decreasing lint yield. For some tests, sub regional summaries are also included. Following these tables average data for each location in the region are given, each table being arranged by variety in order of decreasing lint yield.

The column headings and symbols are defined as follows:

Arealometer. The arealometer is an instrument which measures fiber fineness and shape by measuring the resistance a given mass of fiber offers to the flow of air. Fineness and shape measures are used to calculate Immaturity Ratio (I), % Maturity (M), Perimeter (p), Weight Fineness (w), and Wall Thickness (t).

A. Is a measure of the external surface area of the fibers of a given volume of fibrous material, expressed in terms of square millimeters per cubic millimeter of fibrous material.

D. The difference between the value of the specific area determined at high pressure (AH) and the value of the specific area determined at standard pressure (the "A" measured above). "D" is presumably a measure of the flatness of the fiber ribbon; i.e., the higher the "D" value, the more ribbon like are the fibers.

I. The immaturity ratio is a dimensionless number which describes a physical characteristic of the fiber cross section. It is defined as the ratio of the area that the fiber cross section would have if its perimeter enclosed a circle to the area that the perimeter actually encloses. It is found by substituting D in the formula:

$$I = \sqrt{(0.07D+1)}$$

M. The simple linear regression prediction of caustic soda percent maturity from Hertel and Craven Textile Research Journal 21: 765-774, 1951. The prediction equation is: $M = 150.5 - 38.1I$. M is an unreliable prediction of caustic soda percent maturity above about 95% and below about 35%. Values of M above 100% were obtained on some samples and are reported as obtained. The caustic soda percent maturity has an upper limit of 100%.

(p) The perimeter is defined as the distance around the outside wall of the fiber cross section. The perimeter in microns is determined by:

$$p = \frac{12,566 I}{A}$$

(w) The weight fineness, or linear density, is defined as the mass per unit length of fiber. It is calculated in ægm per inch by use of the following formula:

$$w = \frac{485 \times 10^3 I}{A^2}$$

(t) Wall thickness in microns calculated from:

$$t = \frac{2000}{A[1 + \sqrt{(1 - 1/I)}]}$$

Boll size. The mass, in grams, per boll of seed cotton.

Classer's designation. A description of the quality of cotton in terms of grade and staple according to the official cotton standards of the United States. For grade, classification is based on appearance and is accomplished chiefly through the sense of sight by integration of the three factors of grade--color, leaf, and preparation--in the sample. Classification for staple length involves both sight and touch and is made by pulling out and comparing a typical portion of fiber from a sample with the official staple types.

Digital Fibrograph. An instrument for measuring fiber length. S.L. (span length) is the distance spanned by a specific percentage of the fibers in the test specimen, where the initial starting point of the scanning in the test is considered 100 percent. The 2.5 percent S.L. is the length, in inches, on the test specimen spanned by 2.5 percent of the fibers scanned at the initial starting point. The 2.5 percent S.L. approximates classer's stable. The 50 percent S.L. is the length, in inches, on the test specimen spanned by 50 percent of the fibers scanned at the initial starting point.

Free gossypol. The gossypol in fuzzy seeds as determined by the HPLC Method described in Vol. 59, page 546, 1982 of the Journal of the American Oil Chemist's Society modified as follows: Immediately after obtaining the hull-free kernels, they were dried in a forced-draft oven at 180°F for 4 hours. At the end of 4 hours drying, the kernels were immediately placed in moisture-proof containers and cooled. In proceeding with the HPLC Method every effort was made to prevent the kernels from regaining moisture. The purpose of this modification was to reduce free moisture on the kernels with which the gossypol could interact and become bound to the protein thus reducing the free gossypol content. The use of this modification (starting with 1987 crop) resulted in higher estimates of free gossypol than in previous years. Free gossypol is expressed as a percentage of the mass of the kernel.

High Volume Instrument. An instrument system used to measure length, strength, micronaire, and color of cotton fibers.

Lint percent. The mass of lint ginned from a sample of seed cotton, expressed as a percentage of the mass of seed cotton.

Lint yield. The mean production of the plots harvested, expressed in pounds of lint per acre and reported as estimated by each participant.

Micronaire. The fineness of the sample taken from the ginned lint, measured by a Fibronaire and expressed in standard (curvilinear scale) micronaire units.

Nitrogen. The nitrogen in fuzzy seeds as determined by AOCS Method Ba 4-38; expressed as a percentage of the mass of fuzzy seeds. The percentage of nitrogen multiplied by 6.25 is an approximation of the percentage of protein.

Oil. The oil in fuzzy seeds as determined by AOCS Method Aa 4-38; expressed as a percentage of the mass of the fuzzy seeds.

Seed index. The mass of 100 fuzzy seeds, in grams.

Seed Yield/Acre. The yield in pounds of seed per acre for each plot was calculated and reported. (Reporting started with the 1994 tests.) The calculation used is:

$$(\text{ LINT YIELD/ACRE }) \times ((100 - \text{ LINT\% }) / \text{ LINT\% })$$

SL-HVI AMS (Calibrated to USDA SL-HVI Standard). The SL-HVI is a High Volume Instrument system, manufactured by Spinlab, Inc. of Knoxville, Tennessee, used to measure length, strength, micronaire, and color of cotton fibers. The measurements were made on a Spinlab 900 High Volume Fiber Test System, by the USDA-AMS Quality Control Section at Memphis, Tennessee. The instrument was calibrated using the USDA Spinlab HVI Standard Cotton.

2.5 S.L. See Digital Fibrograph for definition

Uniformity Ratio (UR). Ratio of 50% S.L. to 2.5% S.L.

Elongation (E). Elongation at point of break in strength determination.

Strength. Is the fiber strength of a bundle of fibers measured with the two jaws holding the fiber bundle separated by one-eighth inch, expressed in grams force per tex. In previous reports, this measurement was called Tenacity. Since the physical nature of this measurement is under investigation, use of the more general term seems appropriate.

Micronaire. The fineness of the sample taken from the ginned lint, measured by a Fibronaire-type instrument and expressed in standard (curvilinear scale) micronaire units.

Colorimeter

Rd. Is the percentage of the reflectance; the higher the value, the lighter the cotton.
Hunter's b value. Is a measure of increasing yellowness of the cotton.

Stelometer. An instrument for measuring fiber strength. T1 is the fiber strength of a bundle of fibers measured on the Stelometer with two jaws holding the fiber bundle separated by one-eighth inch spacer, expressed in millinewtons (mN) per tex. E1 is the percentage elongation at break of the center one-eighth inch of the fiber bundle measured for T1 strength on the Stelometer.

Tex. The linear density of fibers, filaments, and yarns expressed as the mass, in milligrams, of 1 meter of the fiber filaments or yarn.

Waste. The difference in mass, expressed as a percentage of the fed stock and delivered stock. Picker and card waste is the loss in mass during opening, picking and carding. Comber waste is the loss in mass during combing.

Yarn appearance index. The relative evenness, smoothness and freedom from foreign material of the yarn as evaluated by visual comparison of the yarn with the standards adopted by the American Society for Testing and Materials. Higher numbers indicate more even and smooth yarns with less foreign material.

Yarn tenacity. In the Regional test the standard skein strength of the yarn in millinewtons per tex (mN/tex) is estimated from miniature skeins. The data is adjusted to standard skein basis and corrected to 27 tex. The Pima Combed strength of 11.8 and 7.4 tex yarns in millinewtons per tex (mN/tex) is determined on standard skeins.

Reporting Variations

Arizona Region Test Results:

No tests were conducted in the Arizona Region for 2004.

San Joaquin Region Test Results:

No tests were conducted in the San Joaquin Region for 2004.

Cotton varieties tested in the 2004 National Cotton Variety Tests:

Variety Code	Variety Name	In Region
1128	ACALA 1517-99	National Standard; All Regions
874	ACALA 1517-95	Western
1129	ACALA W 1218	Western
1019	ALL TEX ATLAS	National Standard; All Regions
1212	ALL TEX ATLAS RR	Plains
1252	ARKOT 9308	High Quality
1253	ARKOT 9513	High Quality

1271	BR 007	Pima
1272	DP 340	Pima
1264	DP 444	Eastern
1241	DP 444 BR	High Quality
1269	DP 444BG/RR	Delta
1265	DP 451	Eastern
1254	DP 488BR	High Quality
1224	DP 555 R/R	High Quality
1270	DP 555BG/RR	Delta
1152	DPL 458 BG/RR	National Standard; All Regions
1182	DPL 744	Pima
1117	FIBERMAX 832	Central
1169	FIBERMAX 958	Blacklands, Plains
1103	FIBERMAX 989	Western
1213	FM 5013	Plains
1268	FM 5044RR	Eastern, Delta
1258	FM 800BR	High Quality
1249	FM 832 LL	High Quality
1255	FM 960B2R	High Quality
1256	FM 960BR	High Quality
1257	FM 966LL	High Quality
1267	FM 989BR	Eastern
1259	GA 200042	High Quality
1260	GA 200061	High Quality
1228	JAJO 0157	Western
1261	MD 09NE	High Quality
1197	NM 970123	Western
1167	NM 970513	Western
1009	NU 33 B	Central
1135	PAYMASTER 2326RR	Plains
1168	PAYMASTER 1218BG/RR	Central, Delta
1211	PHY 76	Pima
1273	PHY 800	High Quality, Pima
1166	PHYTOGEN 72	Western
615	PIMA S-7	Pima
1214	PM 2167 RR	Plains
1215	PM 2266 RR	Plains
1158	PSC 355	Central, Blacklands
1232	SG 215 BR	Central, Delta, Blacklands
1262	ST 5599BR	High Quality
1216	STV 2454 RR	Plains
1231	STV 4691 B	Central
971	STV 474	Plains
1196	STV 4892 BR	National Standard; All Regions
1266	STV NG 2448R	Eastern
1266	STV NG 2448R	Delta

1263 TAM 98D-99NE
1217 TAMCOT LUXOR

High Quality
Plains



2004 REGIONAL SHORT SEASON TEST RESULTS

DELTA RESEARCH AND EXTENSION CENTER
DR. J. CREECH

At the request of Dr. Creech, please access the 2004 Regional Short Season Test Results through the Delta Research and Extension Center Home Page.

[2004 REGIONAL SHORT SEASON TEST](#)

2004 BUDWORM/BOLLWORM TEST RESULTS

Currently, no link or data is available for the Budworm/Bollworm Test Results.



*Thank you for your interest in the ongoing work of the
National Cotton Variety Test Program.*



Questions or comments to: ekeene@ars.usda.gov

United States Department of Agriculture

**Agricultural Research Service
Mid-South Area
Crop Genetics and Production Research Unit
National Cotton Variety Test Program
P O Box 345
Stoneville, MS 38776
(662) 686-5241
Fax (662) 686-5218**



Other links:

[Crop Genetics and Production Research Unit Home Page](#)

[Publications of the Crop Genetics & Production Research Unit](#)

**[Jamie Whitten Delta States Research Center](#)
[University of Arkansas Cotton Data](#)**

[Delta Research and Extension Center, Stoneville, MS](#)

[University of Georgia Cotton Data](#)

**All Internet Versions of the NCVT Publications are accessible through
either the Jamie Whitten Delta States Research Center or the
Crop Genetics and Production Research Unit sites**



2004 National Cotton Variety Test

**Crop Genetics & Production Research Unit
P O Box 345
Stoneville, MS 38776**

**(662) 686-5378
(662) 686-5218 (fax)**



Any time you see the cotton boll photograph as shown here, you may click on it to return to the top of the document.

**National Cotton Variety Tests, 2004
Yield, Boll, Seed, Spinning and Data**

Introduction

The National Cotton Variety Testing Program, developed from recommendations of the Joint Cotton Breeding Policy Committee, is a uniform system of reporting data from cotton-yield trials across the US Cotton Belt. The trials are conducted annually at selected locations involved in the variety-testing programs of the cooperating State Agricultural Experiment Stations and the Agricultural Research Service. The National Cotton Variety Testing Committee is responsible for coordinating program plans from year to year.

National standard varieties are chosen for a 3-year testing cycle. For the fifteenth 3-year testing cycle, beginning in 2002, the national standards were Acala 1517-99, All Tex Atlas, DP 458 B/R, and Stoneville 4892 B/R. Within each region, cooperators annually select a group of regional standard varieties that are common to all tests within the region for the particular year. In 1984, the cooperators for the Eastern, Central, and Delta regions elected to include interregional standards. Data on the national, regional, and interregional standards were included in this report. All varieties were grown to obtain experimental data, and the designation of national, regional, and interregional standards is not an endorsement of these varieties by the U. S. Department of Agriculture or the cooperating State Agricultural Experiment Stations.

Plot size, cultural practices, number of entries, and sampling methods were left to the discretion of the participating stations. While these details were not rigidly standardized, all tests were conducted by experienced personnel using sound experimental designs and procedures.

Yield, boll size, lint percentage, and seed index were supplied by the cooperating stations. Fiber, yarn, and HVI tests were made by Starlab, Inc., Knoxville, TN, and combed yarn tests were made by USDA-AMS Cotton Testing Section at Clemson, SC. Chemical analyses of seed were done by Woodsen-Tenent Laboratories, Inc., Memphis, TN. All data were compiled, analyzed, tabulated, and duplicated by the staff of the office of the Program Analyst for the National Cotton Variety Test.

In 1994, the National Cotton Variety Testing Program was organized as shown on the cover map. Upland varieties were grown in all tests except the Pima Region. Strains developed in the southern states with superior fiber properties and spinning performance were tested in three contiguous Regions (high quality test). Extra-long-staple American Pima varieties were tested in the Western and Arizona Regions.

In 1996, results of the Regional Project S-205 Regional Bollworm-Budworm Tests and the Regional Short Season Tests were reprinted in this report. The purpose in reprinting this vital information is to assist Regional Project S-205 by making the data more widely available to the Cotton Improvement Community. These results are no longer provided to the National Cotton Variety Testing staff.



REGIONAL TESTS & PARTICIPATING STATIONS

Eastern Regional Cotton Variety Test (Upland Varieties)

Alabama Agricultural Experiment Station	
Main Station	Auburn, AL
Tennessee Valley Substation	Belle Mina, AL
Georgia Agricultural Experiment Station	
Georgia Coastal Experiment Station	Tifton, GA
Clemson University	
Pee Dee Experiment Station	Florence, SC

Delta Regional Cotton Variety Test (Upland Varieties)

Arkansas Agricultural Experiment Station	
Delta Substation	Clarkedale, AR
Mississippi Agricultural and Forestry Experiment Station	
Delta Branch	Stoneville, MS
Louisiana Agricultural Experiment Station	
Northeast Louisiana Experiment Station	St. Joseph, LA

Central Regional Cotton Variety Test (Upland Varieties)

Louisiana Agricultural Experiment Station	
---	--

Red River Valley Experiment Station	Bossier City, LA
Texas A&M University	
Extension Center	Weslaco, TX
Main Station	College Station, TX
Off-Station Test	Neuces County, TX

Blackland Regional Cotton Variety Test (Upland Varieties)

Texas A&M University	
Agricultural Research and Extension	Dallas, TX
Stiles Farm Foundation	Thrall, TX

Plains Regional Cotton Variety Test (Upland Varieties)

Oklahoma Agricultural Experiment Station	
Cotton Research Station	
Irrigated Test	Chickasha, OK
Dryland Test	Chickasha, OK
Irrigation Experiment Station	Altus, OK
Southwest Agronomy Research Station	
Dryland Test	Tipton, OK
Texas A&M University	
Agricultural Research and Extension Center (Lubbock)	
Irrigated Test	Lubbock, TX
Off-Station (Dryland Test)	Lamesa, TX

Western Regional Cotton Variety Test (Upland Varieties)

New Mexico Agricultural Experiment Station	
Main Station	Las Cruces, NM
Southeastern Branch Station	Artesia, NM
Texas A&M University	
Agricultural Research Center	Pecos, TX

High Quality Regional Cotton Variety Test

Alabama Agricultural Experiment Station	
Tennessee Valley Substation	Belle Mina, AL
Arkansas Agricultural Experiment Station	
Delta Substation	Keiser, AR
Clemson University	Portageville, MO

Pee Dee Experiment Station	Florence, SC
Georgia Agricultural Experiment Station	
Louisiana Agricultural Experiment Station	
Red River Valley Experiment Station	Bossier City, LA
Mississippi Agricultural and Forestry Experiment Station	
Delta Branch	Stoneville, MS
Texas A&M University	
Texas Agricultural Experiment Station	College Station, TX
Safford, AZ	
Agricultural Research and Extension Center	Lubbock, TX

Pima Regional Cotton Variety Test

Arizona Agricultural Experiment Station	
Cotton Research Center	Maricopa, AZ
Agricultural Research and Extension Center	El Paso, TX

Combed-Yarn Test (American Pima Varieties)**

American Pima cottons are commonly spun into combed yarns. In addition to the carded yarn tenacity, combed-yarn tests of Pima cotton grown at two locations conducting the Pima Regional Cotton Variety Test were made by the Agricultural Marketing Service, United States Department of Agriculture, Cotton Testing Section at Clemson, SC. Classer's grade and staple, yarn tenacity of 11.8- and 7.4- tex (50's and 80's cotton count) yarns, appearance index, imperfections per 1,000 yards, and waste percentages are reported.

**Test was discontinued in 1994 due to costs of processing samples.



Explanations and Definitions

No interpretation of the test results other than the indication of the significant difference among means based on an analysis of variance is presented. The variety x location interaction mean square was used as the Error term in F tests and Duncan's Multiple Range tests in the combined-over-locations ANOVA for each region and sub region. Means followed by the same letter or letters cannot be considered significantly different at the 0.05 level of probability, as determined by Duncan's Multiple Range Test. Statistical analyses and Duncan's Multiple Range test were performed using SAS. A randomized complete block design was used for all analyses, although some tests were planted in lattice designs.

The yield reported for each variety is the average derived from the number of replications used. From three to eight replications were planted, depending on the station, with four replications being more commonly used. Boll size, lint percentage, and seed, fiber, and yarn data were based on two replications of each variety at all locations.

The tables for each regional test are arranged as follows: In the first four tables, average data for the entire region are given by cotton variety and location; the entries in these tables are arranged in order of decreasing lint yield. For some tests, sub regional summaries are also included. Following these tables average data for each location in the region are given, each table being arranged by variety in order of decreasing lint yield.

The column headings and symbols are defined as follows:

Arealometer. The arealometer is an instrument which measures fiber fineness and shape by measuring the resistance a given mass of fiber offers to the flow of air. Fineness and shape measures are used to calculate Immaturity Ratio (I), % Maturity (M), Perimeter (p), Weight Fineness (w), and Wall Thickness (t).

A. Is a measure of the external surface area of the fibers of a given volume of fibrous material, expressed in terms of square millimeters per cubic millimeter of fibrous material.

D. The difference between the value of the specific area determined at high pressure (AH) and the value of the specific area determined at standard pressure (the "A" measured above). "D" is presumably a measure of the flatness of the fiber ribbon; i.e., the higher the "D" value, the more ribbon like are the fibers.

I. The immaturity ratio is a dimensionless number which describes a physical characteristic

of the fiber cross section. It is defined as the ratio of the area that the fiber cross section would have if its perimeter enclosed a circle to the area that the perimeter actually encloses. It is found by substituting D in the formula:

$$I = \sqrt{(0.07D+1)}$$

M. The simple linear regression prediction of caustic soda percent maturity from Hertel and Craven Textile Research Journal 21: 765-774, 1951. The prediction equation is: $M = 150.5 - 38.1I$. M is an unreliable prediction of caustic soda percent maturity above about 95% and below about 35%. Values of M above 100% were obtained on some samples and are reported as obtained. The caustic soda percent maturity has an upper limit of 100%.

(p) The perimeter is defined as the distance around the outside wall of the fiber cross section. The perimeter in microns is determined by:

$$p = \frac{12,566 I}{A}$$

(w) The weight fineness, or linear density, is defined as the mass per unit length of fiber. It is calculated in ægm per inch by use of the following formula:

$$w = \frac{485 \times 10^3 I}{A^2}$$

(t) Wall thickness in microns calculated from:

$$t = \frac{2000}{A[1 + \sqrt{(1 - 1/I)}]}$$

Boll size. The mass, in grams, per boll of seed cotton.

Classer's designation. A description of the quality of cotton in terms of grade and staple according to the official cotton standards of the United States. For grade, classification is based on appearance and is accomplished chiefly through the sense of sight by integration of the three factors of grade--color, leaf, and preparation--in the sample. Classification for staple length

involves both sight and touch and is made by pulling out and comparing a typical portion of fiber from a sample with the official staple types.

Digital Fibrograph. An instrument for measuring fiber length. S.L. (span length) is the distance spanned by a specific percentage of the fibers in the test specimen, where the initial starting point of the scanning in the test is considered 100 percent. The 2.5 percent S.L. is the length, in inches, on the test specimen spanned by 2.5 percent of the fibers scanned at the initial starting point. The 50 percent S.L. approximates classer's staple. The 50 percent S.L. is the length, in inches, on the test specimen spanned by 50 percent of the fibers scanned at the initial starting point.

Free gossypol. The gossypol in fuzzy seeds as determined by the HPLC Method described in Vol. 59, page 546, 1982 of the Journal of the American Oil Chemist's Society modified as follows: Immediately after obtaining the hull-free kernels, they were dried in a forced-draft oven at 180°F for 4 hours. At the end of 4 hours drying, the kernels were immediately placed in moisture-proof containers and cooled. In proceeding with the HPLC Method every effort was made to prevent the kernels from regaining moisture. The purpose of this modification was to reduce free moisture on the kernels with which the gossypol could interact and become bound to the protein thus reducing the free gossypol content. The use of this modification (starting with 1987 crop) resulted in higher estimates of free gossypol than in previous years. Free gossypol is expressed as a percentage of the mass of the kernel.

High Volume Instrument. An instrument system used to measure length, strength, micronaire, and color of cotton fibers.

Lint percent. The mass of lint ginned from a sample of seed cotton, expressed as a percentage of the mass of seed cotton.

Lint yield. The mean production of the plots harvested, expressed in pounds of lint per acre and reported as estimated by each participant.

Micronaire. The fineness of the sample taken from the ginned lint, measured by a Fibronaire and expressed in standard (curvilinear scale) micronaire units.

Nitrogen. The nitrogen in fuzzy seeds as determined by AOCs Method Ba 4-38; expressed as a percentage of the mass of fuzzy seeds. The percentage of nitrogen multiplied by 6.25 is an approximation of the percentage of protein.

Oil. The oil in fuzzy seeds as determined by AOCS Method Aa 4-38; expressed as a percentage of the mass of the fuzzy seeds.

Seed index. The mass of 100 fuzzy seeds, in grams.

Seed Yield/Acre. The yield in pounds of seed per acre for each plot was calculated and reported. (Reporting started with the 1994 tests.) The calculation used is:

$$(\text{ LINT YIELD/ACRE }) \times ((100\text{-LINT\% }) / \text{ LINT\% })$$

SL-HVI AMS (Calibrated to USDA SL-HVI Standard). The SL-HVI is a High Volume Instrument system, manufactured by Spinlab, Inc. of Knoxville, Tennessee, used to measure length, strength, micronaire, and color of cotton fibers. The measurements were made on a Spinlab 900 High Volume Fiber Test System, by the USDA-AMS Quality Control Section at Memphis, Tennessee. The instrument was calibrated using the USDA Spinlab HVI Standard Cotton.

2.5 S.L. See Digital Fibrograph for definition

Uniformity Ratio (UR). Ratio of 50% S.L. to 2.5% S.L.

Elongation (E). Elongation at point of break in strength determination.

Strength. Is the fiber strength of a bundle of fibers measured with the two jaws holding the fiber bundle separated by one-eighth inch, expressed in grams force per tex. In previous reports, this measurement was called Tenacity. Since the physical nature of this measurement is under investigation, use of the more general term seems appropriate.

Micronaire. The fineness of the sample taken from the ginned lint, measured by a Fibronaire-type instrument and expressed in standard (curvilinear scale) micronaire units.

Colorimeter

Rd. Is the percentage of the reflectance; the higher the value, the lighter the cotton.
Hunter's b value. Is a measure of increasing yellowness of the cotton.

Stelometer. An instrument for measuring fiber strength. T1 is the fiber strength of a bundle of fibers measured on the Stelometer with two jaws holding the fiber bundle separated by one-eighth inch spacer, expressed in millinewtons (mN) per tex. E1 is the percentage elongation at break of the center one-eighth inch of the fiber bundle measured for T1 strength on the Stelometer.

Tex. The linear density of fibers, filaments, and yarns expressed as the mass, in milligrams, of 1 meter of the fiber filaments or yarn.

Waste. The difference in mass, expressed as a percentage of the fed stock and delivered stock. Picker and card waste is the loss in mass during opening, picking and carding. Comber waste is the loss in mass during combing.

Yarn appearance index. The relative evenness, smoothness and freedom from foreign material of the yarn as evaluated by visual comparison of the yarn with the standards adopted by the American Society for Testing and Materials. Higher numbers indicate more even and smooth yarns with less foreign material.

Yarn tenacity. In the Regional test the standard skein strength of the yarn in millinewtons per tex (mN/tex) is estimated from miniature skeins. The data is adjusted to standard skein basis and corrected to 27 tex. The Pima Combed strength of 11.8 and 7.4 tex yarns in millinewtons per tex (mN/tex) is determined on standard skeins.



*Thank you for your interest in the ongoing work of the
National Cotton Variety Test Program.*



Questions or comments to: ekeene@ars.usda.gov

United States Department of Agriculture

**Agricultural Research Service
Mid-South Area
Crop Genetics and Production Research Unit
National Cotton Variety Test Program
P O Box 345
Stoneville, MS 38776
(662) 686-5241
Fax (662) 686-5218**



Other links:

[Crop Genetics and Production Research Unit Home Page](#)

[Publications of the Crop Genetics & Production Research Unit](#)

Jamie Whitten Delta States Research Center

**All Internet Versions of the NCVT Publications are accessible through
either the Jamie Whitten Delta States Research Center or the
Crop Genetics and Production Research Unit sites**



2004 National Cotton Variety Test



Crop Genetics & Production Research Unit
P O Box 345
Stoneville, MS 38776

(662) 686-5378
(662) 686-5218 (fax)

National Cotton Variety Tests, 2004
Yield, Boll, Seed, Spinning and Data

2004 BLACKLANDS REGIONAL COTTON VARIETY TEST

VARIETIES COMBINING LOCATIONS

VARIETY CODE	VARIETY NAME	LINT YIELD (lb/acre)	BOLL SIZE (g/boll)	LINT PERCENT	SEED INDEX	YARN TENACITY (mN/TEX)	DIGITAL 2.5% S.L. (inches)	FIBROGRAPH 50% S.L. (inches)	STELOMETER T1 (mN/tex)	E1 (%)
1169	FIBERMAX 958	1075	4.85	40.3	9.7	143	1.14	0.57	209	6.9
1232	SG 215 BR	1019	4.98	40.2	10.2	120	1.10	0.55	190	7.9
1158	PSC 355	962	4.48	40.0	9.8	129	1.11	0.56	203	8.2
1152	DPL 458 BG/RR	953	4.65	39.1	9.4	132	1.11	0.55	213	7.8
1196	STV 4892 BR	928	4.50	40.9	9.9	123	1.09	0.55	193	7.5
1128	ACALA 1517-99	844	4.78	38.8	10.8	149	1.17	0.57	225	7.1
1019	ALL TEX ATLAS	803	5.55	37.6	12.0	123	1.08	0.54	201	8.4
.	LSD	354	0.75	3.6	1.8	32	0.12	0.06	45	2.1

SL-HVI Starlab (Calibrated to USDA SL-HVI Std.)

VARIETY CODE	VARIETY NAME	MICRO- NAIRE (reading)	2.5% S.L. (in.)	UNIFO- MITY (%)	STRE- NGTH (g/tex)	E	COLORIMETER HUNTER'S Rd	b	MICRO- NAIRE (Reading)	SEED YIELD (lb/ac)	OIL (%)	NITR OGEN (%)
1169	FIBERMAX 958	4.15	1.15	84.3	30.5	7.6	70.0	7.8	4.25	1267	19.41	3.71
1232	SG 215 BR	4.75	1.13	83.7	28.3	8.3	64.8	7.3	4.75	1512	19.15	3.70
1158	PSC 355	4.65	1.10	83.7	29.8	8.6	63.5	7.6	4.73	1406	19.47	3.64
1152	DPL 458 BG/RR	4.58	1.10	83.2	28.3	7.4	65.8	7.0	4.68	1461	19.45	3.60
1196	STV 4892 BR	4.63	1.10	83.5	27.8	7.6	64.5	7.4	4.75	1399	18.95	3.54
1128	ACALA 1517-99	4.23	1.18	83.3	31.0	7.8	62.5	7.9	4.38	1339	20.18	3.68
1019	ALL TEX ATLAS	5.00	1.10	82.8	29.0	7.9	62.0	6.7	5.05	1291	20.65	3.59
.	LSD	0.93	0.08	1.4	5.0	1.1	3.1	0.8	0.95	553	3.12	0.54

---GOSSYPOL LEVELS---

-----AREALOMETER DATA-----

VARIETY CODE	VARIETY NAME	PLUS (+)	MINUS (-)	TOTAL (%)	A ---(mm2/mm3)---	D	I	M (%)	p (microns)	w (mg/in)	t (microns)
1169	FIBERMAX 958	0.68	0.40	1.08
1232	SG 215 BR	0.95	0.59	1.54
1158	PSC 355	1.03	0.55	1.58
1152	DPL 458 BG/RR	0.87	0.54	1.41	417	33.4	1.82	81	54.89	5.13	3.0
1196	STV 4892 BR	1.05	0.64	1.69	419	38.9	1.92	77	57.70	5.37	2.9
1128	ACALA 1517-99	0.96	0.61	1.57	442	32.5	1.81	81	51.48	4.52	2.7
1019	ALL TEX ATLAS	1.06	0.78	1.83	402	29.5	1.75	84	54.84	5.29	3.0
.	LSD	0.48	0.29	0.77	134	19.1	0.33	13	8.82	2.43	1.1

REGION=BLACKLAND

REGION=BLACKLAND

REGION=BLACKLAND

INDIVIDUAL COMPONENT DATA

BOLL SIZE, GRAM PER BOLL		LINT PERCENT		SEED INDEX	
-----		-----		-----	
ALL TEX ATLAS	5.55	STV 4892 BR	40.9	ALL TEX ATLAS	12.0
SG 215 BR	4.98	FIBERMAX 958	40.3	ACALA 1517-99	10.8
FIBERMAX 958	4.85	SG 215 BR	40.2	SG 215 BR	10.2
ACALA 1517-99	4.78	PSC 355	40.0	STV 4892 BR	9.9
DPL 458 BG/RR	4.65	DPL 458 BG/RR	39.1	PSC 355	9.8
STV 4892 BR	4.50	ACALA 1517-99	38.8	FIBERMAX 958	9.7
PSC 355	4.48	ALL TEX ATLAS	37.6	DPL 458 BG/RR	9.4
LSD	0.75	LSD	3.6	LSD	1.8

2.5% S.L. (INCHES)		UR (PERCENT)		STRENGTH (G/TEX)	
-----		-----		-----	
ACALA 1517-99	1.18	FIBERMAX 958	84.3	ACALA 1517-99	31.0
FIBERMAX 958	1.15	SG 215 BR	83.7	FIBERMAX 958	30.5
SG 215 BR	1.13	PSC 355	83.7	PSC 355	29.8
ALL TEX ATLAS	1.10	STV 4892 BR	83.5	ALL TEX ATLAS	29.0
STV 4892 BR	1.10	ACALA 1517-99	83.3	SG 215 BR	28.3
PSC 355	1.10	DPL 458 BG/RR	83.2	DPL 458 BG/RR	28.3
DPL 458 BG/RR	1.10	ALL TEX ATLAS	82.8	STV 4892 BR	27.8
LSD	0.08	LSD	1.4	LSD	5.0

E		MICRONAIRE (SL-HVI)		COLORIMETER - Rd	
-----		-----		-----	
PSC 355	8.6	ALL TEX ATLAS	5.05	FIBERMAX 958	70.0
SG 215 BR	8.3	SG 215 BR	4.75	DPL 458 BG/RR	65.8
ALL TEX ATLAS	7.9	STV 4892 BR	4.75	SG 215 BR	64.8
ACALA 1517-99	7.8	PSC 355	4.73	STV 4892 BR	64.5
STV 4892 BR	7.6	DPL 458 BG/RR	4.68	PSC 355	63.5
FIBERMAX 958	7.6	ACALA 1517-99	4.38	ACALA 1517-99	62.5
DPL 458 BG/RR	7.4	FIBERMAX 958	4.25	ALL TEX ATLAS	62.0
LSD	1.1	LSD	0.95	LSD	3.1

COLORIMETER - b		MICRONAIRE		STELOMETER - E1	
ACALA 1517-99	7.9	ALL TEX ATLAS	5.00	ALL TEX ATLAS	8.4
FIBERMAX 958	7.8	SG 215 BR	4.75	PSC 355	8.2
PSC 355	7.6	PSC 355	4.65	SG 215 BR	7.9
STV 4892 BR	7.4	STV 4892 BR	4.63	DPL 458 BG/RR	7.8
SG 215 BR	7.3	DPL 458 BG/RR	4.58	STV 4892 BR	7.5
DPL 458 BG/RR	7.0	ACALA 1517-99	4.23	ACALA 1517-99	7.1
ALL TEX ATLAS	6.7	FIBERMAX 958	4.15	FIBERMAX 958	6.9
LSD	0.8	LSD	0.93	LSD	2.1

STELOMETER - T1		FIBROGRAPH--50% S.L.		FIBROGRAPH--2.5% S.L.	
ACALA 1517-99	225	ACALA 1517-99	0.57	ACALA 1517-99	1.17
DPL 458 BG/RR	213	FIBERMAX 958	0.57	FIBERMAX 958	1.14
FIBERMAX 958	209	PSC 355	0.56	DPL 458 BG/RR	1.11
PSC 355	203	SG 215 BR	0.55	PSC 355	1.11
ALL TEX ATLAS	201	DPL 458 BG/RR	0.55	SG 215 BR	1.10
STV 4892 BR	193	STV 4892 BR	0.55	STV 4892 BR	1.09
SG 215 BR	190	ALL TEX ATLAS	0.54	ALL TEX ATLAS	1.08
LSD	45	LSD	0.06	LSD	0.12

YARN TENACITY		AREALOMETER - A (mm ² /mm ³)		AREALOMETER - D (mm ² /mm ³)	
ACALA 1517-99	149	ACALA 1517-99	442	STV 4892 BR	38.9
FIBERMAX 958	143	STV 4892 BR	419	DPL 458 BG/RR	33.4
DPL 458 BG/RR	132	DPL 458 BG/RR	417	ACALA 1517-99	32.5
PSC 355	129	ALL TEX ATLAS	402	ALL TEX ATLAS	29.5
STV 4892 BR	123	FIBERMAX 958	.	FIBERMAX 958	.
ALL TEX ATLAS	123	PSC 355	.	PSC 355	.
SG 215 BR	120	SG 215 BR	.	SG 215 BR	.

LSD 32

LSD 134

LSD 19.1

----- AREALOMETER - I -----		----- AREALOMETER - M (PERCENT) -----		----- AREALOMETER - p (Microns) -----	
STV 4892 BR	1.92	ALL TEX ATLAS	84	STV 4892 BR	57.70
DPL 458 BG/RR	1.82	ACALA 1517-99	81	DPL 458 BG/RR	54.89
ACALA 1517-99	1.81	DPL 458 BG/RR	81	ALL TEX ATLAS	54.84
ALL TEX ATLAS	1.75	STV 4892 BR	77	ACALA 1517-99	51.48
FIBERMAX 958	.	FIBERMAX 958	.	FIBERMAX 958	.
PSC 355	.	PSC 355	.	PSC 355	.
SG 215 BR	.	SG 215 BR	.	SG 215 BR	.
LSD	0.33	LSD	13	LSD	8.82

----- AREALOMETER - w (MG/INCH) -----		----- AREALOMETER - t (MICRONS) -----		----- SEED YIELD (LB/ACRE) -----	
STV 4892 BR	5.37	ALL TEX ATLAS	3.0	SG 215 BR	1512
ALL TEX ATLAS	5.29	DPL 458 BG/RR	3.0	DPL 458 BG/RR	1461
DPL 458 BG/RR	5.13	STV 4892 BR	2.9	PSC 355	1406
ACALA 1517-99	4.52	ACALA 1517-99	2.7	STV 4892 BR	1399
FIBERMAX 958	.	FIBERMAX 958	.	ACALA 1517-99	1339
PSC 355	.	PSC 355	.	ALL TEX ATLAS	1291
SG 215 BR	.	SG 215 BR	.	FIBERMAX 958	1267
LSD	2.43	LSD	1.1	LSD	553

----- OIL (PERCENT) -----		----- NITROGEN (PERCENT) -----		----- PLUS GOSSYPOL -----	
ALL TEX ATLAS	20.65	FIBERMAX 958	3.71	ALL TEX ATLAS	1.06
ACALA 1517-99	20.18	SG 215 BR	3.70	STV 4892 BR	1.05
PSC 355	19.47	ACALA 1517-99	3.68	PSC 355	1.03
DPL 458 BG/RR	19.45	PSC 355	3.64	ACALA 1517-99	0.96

FIBERMAX 958	19.41	DPL 458 BG/RR	3.60	SG 215 BR	0.95
SG 215 BR	19.15	ALL TEX ATLAS	3.59	DPL 458 BG/RR	0.87
STV 4892 BR	18.95	STV 4892 BR	3.54	FIBERMAX 958	0.68
LSD	3.12	LSD	0.54	LSD	0.48

-----		-----	
MINUS GOSSYPOL		TOTAL GOSSYPOL (PERCENT)	
-----		-----	
ALL TEX ATLAS	0.78	ALL TEX ATLAS	1.83
STV 4892 BR	0.64	STV 4892 BR	1.69
ACALA 1517-99	0.61	PSC 355	1.58
SG 215 BR	0.59	ACALA 1517-99	1.57
PSC 355	0.55	SG 215 BR	1.54
DPL 458 BG/RR	0.54	DPL 458 BG/RR	1.41
FIBERMAX 958	0.40	FIBERMAX 958	1.08
LSD	0.29	LSD	0.77

reg=160 REGION=BLACKLAND
 LOCATIONS COMBINING VARIETIES

	LINT	BOLL		YARN	DIGITAL FIBROGRAPH		STELOMETER		
	YIELD	SIZE	LINT	SEED	TENACITY	2.5% S.L.	50% S.L.	T1	E1
LOCATION	(lb/acre)	(g/boll)	PERCENT	INDEX	(mN/TEX)	(inches)	(inches)	(mN/tex)	(%)

DALLAS, TX	974	4.94	40.4	11.0	122	1.12	0.55	202	7.5
THRALL, TX	924	4.58	38.9	9.3	140	1.11	0.56	207	7.9

SL-HVI Starlab (Calibrated to USDA SL-HVI Std.)

MICRO-	2.5%	UNIFO-	STRE-	COLORIMETER	MICRO-	SEED		NITR
NAIRE	S.L.	MITY	NGTH	HUNTER'S	NAIRE	YIELD	OIL	GEN

LOCATION	(reading)	(in.)	(%)	(g/tex)	E	Rd	b	(Reading)	(lb/ac)	(%)	(%)
DALLAS, TX	4.96	1.12	83.2	28.6	7.9	61.3	7.0	5.06	1316	19.89	3.77
THRALL, TX	4.18	1.13	83.7	29.7	7.9	67.8	7.8	4.25	1482	19.18	3.50

---GOSSYPOL LEVELS---

-----AREALOMETER DATA-----

LOCATION	PLUS	MINUS	TOTAL	A	D	I	M	p	w	t
	(+)	(-)	(%)	---(mm2/mm3)---			(%)	(microns)	(mg/in)	(microns)
DALLAS, TX	1.05	0.71	1.76	402	28.4	1.73	84	54.14	5.23	3.0
THRALL, TX	0.86	0.47	1.32	449	41.8	1.98	75	55.47	4.80	2.6

LOCATION=DALLAS, TX

VARIETY CODE	VARIETY NAME	LINT YIELD (lb/acre)	BOLL SIZE (g/boll)	LINT PERCENT	SEED INDEX	YARN TENACITY (mN/TEX)	DIGITAL 2.5% S.L. (inches)	FIBROGRAPH 50% S.L. (inches)	STELOMETER T1 (mN/tex)	E1 (%)
1169	FIBERMAX 958	1190
1232	SG 215 BR	1135	5.30	41.3	10.8	101	1.08	0.53	173	8.0
1196	STV 4892 BR	1010	4.70	43.2	10.7	119	1.10	0.55	193	6.7
1158	PSC 355	990	4.45	40.7	10.7	123	1.14	0.57	205	8.0
1152	DPL 458 BG/RR	886	4.65	40.5	9.6	124	1.15	0.55	205	7.4
1128	ACALA 1517-99	805	5.00	39.2	12.1	145	1.21	0.58	235	6.3
1019	ALL TEX ATLAS	803	5.55	37.6	12.0	123	1.08	0.54	201	8.4
.	LSD	251	0.45	1.6	0.5	12	0.05	0.05	13	0.7

SL-HVI Starlab (Calibrated to USDA SL-HVI Std.)

VARIETY CODE	VARIETY NAME	MICRO-NAIRE (reading)	2.5% S.L. (in.)	UNIFO-MITY (%)	STRE-NGTH (g/tex)	E	Rd	COLORIMETER HUNTER'S b (Reading)	MICRO-NAIRE (Reading)	SEED YIELD (lb/ac)	OIL (%)	NITR OGEN (%)
1169	FIBERMAX 958
1232	SG 215 BR	5.20	1.10	83.5	26.0	8.3	62.0	6.9	5.20	1507	18.75	3.95

1196	STV 4892 BR	5.20	1.10	83.8	28.0	7.9	61.0	7.3	5.30	1397	19.47	3.86
1158	PSC 355	5.10	1.10	83.5	29.5	8.5	61.0	7.1	5.25	1253	20.64	3.71
1152	DPL 458 BG/RR	4.95	1.10	82.7	28.5	7.6	63.0	6.4	5.10	1193	19.17	3.67
1128	ACALA 1517-99	4.30	1.20	83.0	30.5	7.5	58.5	7.5	4.45	1259	20.69	3.84
1019	ALL TEX ATLAS	5.00	1.10	82.8	29.0	7.9	62.0	6.7	5.05	1291	20.65	3.59
.	LSD	0.40	.	1.5	2.1	0.7	1.5	1.1	0.25	550	1.59	0.31

VARIETY CODE	VARIETY NAME	---GOSSYPOL LEVELS---			-----AREALOMETER DATA-----							
		PLUS (+)	MINUS (-)	TOTAL (%)	A ---(mm2/mm3)---	D	I	M (%)	p (microns)	w (mg/in)	t (microns)	
1169	FIBERMAX 958
1232	SG 215 BR	1.04	0.70	1.74
1196	STV 4892 BR	1.19	0.78	1.96	383	29.5	1.75	84	57.49	5.80	3.2	
1158	PSC 355	1.22	0.73	1.95
1152	DPL 458 BG/RR	0.92	0.65	1.56	387	26.5	1.69	86	54.87	5.49	3.2	
1128	ACALA 1517-99	0.90	0.62	1.52	438	28.0	1.72	85	49.35	4.36	2.8	
1019	ALL TEX ATLAS	1.06	0.78	1.83	402	29.5	1.75	84	54.84	5.29	3.0	
.	LSD	0.11	0.11	0.20	36.4	5.7	0.11	5	4.88	0.75	0.3	

LOCATION=THRALL, TX

VARIETY CODE	VARIETY NAME	LINT	BOLL	LINT PERCENT	SEED INDEX	YARN TENACITY (mN/TEX)	DIGITAL FIBROGRAPH		STELOMETER	
		YIELD (lb/acre)	SIZE (g/boll)				2.5% S.L. (inches)	50% S.L. (inches)	T1 (mN/tex)	E1 (%)
1152	DPL 458 BG/RR	1020	4.65	37.8	9.1	140	1.08	0.55	220	8.3
1169	FIBERMAX 958	959	4.85	40.3	9.7	143	1.14	0.57	209	6.9
1158	PSC 355	934	4.50	39.3	9.0	135	1.08	0.55	201	8.4
1232	SG 215 BR	903	4.65	39.1	9.5	140	1.13	0.57	207	7.8
1128	ACALA 1517-99	884	4.55	38.5	9.6	153	1.14	0.57	216	7.9
1196	STV 4892 BR	846	4.30	38.7	9.1	128	1.08	0.55	192	8.4
.	LSD	174	0.95	3.4	2.5	44	0.15	0.08	71	2.9

SL-HVI Starlab (Calibrated to USDA SL-HVI Std.)

VARIETY CODE	VARIETY NAME	MICRO- NAIRE (reading)	2.5% S.L. (in.)	UNIFO- MITY (%)	STRE- NGTH (g/tex)	E	COLORIMETER HUNTER'S Rd	b	MICRO- NAIRE (Reading)	SEED YIELD (lb/ac)	OIL (%)	NITR OGEN (%)
1152	DPL 458 BG/RR	4.20	1.10	83.6	28.0	7.2	68.5	7.6	4.25	1730	19.74	3.53
1169	FIBERMAX 958	4.15	1.15	84.3	30.5	7.6	70.0	7.8	4.25	1267	19.41	3.71
1158	PSC 355	4.20	1.10	83.9	30.0	8.7	66.0	8.1	4.20	1558	18.29	3.57
1232	SG 215 BR	4.30	1.15	84.0	30.5	8.2	67.5	7.8	4.30	1516	19.54	3.44
1128	ACALA 1517-99	4.15	1.15	83.6	31.5	8.2	66.5	8.3	4.30	1419	19.68	3.52
1196	STV 4892 BR	4.05	1.10	83.2	27.5	7.4	68.0	7.6	4.20	1401	18.43	3.23
.	LSD	0.97	0.13	1.2	7.0	1.0	5.1	0.9	1.01	412	2.37	0.69


---GOSSYPOL LEVELS---

VARIETY CODE	VARIETY NAME	---GOSSYPOL LEVELS---			-----AREALOMETER DATA-----							
		PLUS (+)	MINUS (-)	TOTAL (%)	A ---(mm2/mm3)---	D	I	M (%)	p (microns)	w (mg/in)	t (microns)	
1152	DPL 458 BG/RR	0.83	0.44	1.27	447	40.3	1.95	76	54.90	4.77	2.7	
1169	FIBERMAX 958	0.68	0.40	1.08	
1158	PSC 355	0.84	0.38	1.22	
1232	SG 215 BR	0.85	0.49	1.34	
1128	ACALA 1517-99	1.03	0.60	1.62	445	37.0	1.90	78	53.61	4.68	2.7	
1196	STV 4892 BR	0.92	0.51	1.43	455	48.3	2.10	71	57.92	4.94	2.6	
.	LSD	0.40	0.40	0.55	142	7.5	0.16	5	18.77	2.82	0.8	

[RETURN TO 2004 NCVT COVER PAGE](#)



***Thank you for your interest in the ongoing work of the
National Cotton Variety Test Program.***

 Questions or comments to: ekeene@ars.usda.gov

United States Department of Agriculture

**Agricultural Research Service
Mid-South Area
Crop Genetics and Production Research Unit
National Cotton Variety Test Program
P O Box 345
Stoneville, MS 38776
(662) 686-5241
Fax (662) 686-5218**



Other links:

[Crop Genetics and Production Research Unit Home Page](#)

[Publications of the Crop Genetics & Production Research Unit](#)

[Jamie Whitten Delta States Research Center](#)

**All Internet Versions of the NCVT Publications are accessible through
either the Jamie Whitten Delta States Research Center or the
Crop Genetics and Production Research Unit sites**



2004 National Cotton Variety Test



Crop Genetics & Production Research Unit
P O Box 345
Stoneville, MS 38776

(662) 686-5378
(662) 686-5218 (fax)

National Cotton Variety Tests, 2004
Yield, Boll, Seed, Spinning and Data

2004 CENTRAL REGIONAL COTTON VARIETY TEST

VARIETIES COMBINING LOCATIONS

VARIETY CODE	VARIETY NAME	LINT YIELD (lb/acre)	BOLL SIZE (g/boll)	LINT PERCENT	SEED INDEX	YARN TENACITY (mN/TEX)	DIGITAL FIBROGRAPH 2.5% S.L. (inches)	DIGITAL FIBROGRAPH 50% S.L. (inches)	STELOMETER T1 (mN/tex)	STELOMETER E1 (%)
1231	STV 4691 B	1392	4.97	41.4	9.9	122	1.09	0.54	187	6.9
1232	SG 215 BR	1342	4.82	39.7	9.4	109	1.06	0.54	177	8.0
1009	NU 33 B	1328	4.70	38.7	8.7	126	1.11	0.55	206	7.7
1196	STV 4892 BR	1283	4.98	42.0	10.1	127	1.09	0.55	203	7.6
1117	FIBERMAX 832	1227	5.95	38.6	10.7	158	1.20	0.58	237	6.4
1158	PSC 355	1196	4.35	40.0	9.7	132	1.10	0.57	206	8.5
1168	PAYMASTER 1218BG/RR	1173	4.83	39.7	10.3	121	1.05	0.53	191	7.1
1152	DPL 458 BG/RR	1156	4.65	38.1	8.8	131	1.12	0.55	206	7.4
1019	ALL TEX ATLAS	1043	5.28	36.9	10.9	126	1.07	0.54	208	8.1
1128	ACALA 1517-99	977	4.85	38.1	10.3	153	1.20	0.59	242	7.1

. LSD 166 0.31 1.2 0.4 6 0.04 0.03 12 0.7

SL-HVI Starlab (Calibrated to USDA SL-HVI Std.)

VARIETY CODE	VARIETY NAME	MICRO-NAIRE (reading)	2.5% S.L. (in.)	UNIFORMITY (%)	STRENGTH (g/tex)	E	COLORIMETER HUNTER'S Rd	b	MICRO-NAIRE (Reading)	SEED YIELD (lb/ac)	OIL (%)	NITROGEN (%)
1231	STV 4691 B	5.07	1.08	83.1	27.2	7.7	67.0	9.1	5.13	2062	18.92	3.59
1232	SG 215 BR	5.02	1.07	83.6	25.7	8.2	69.7	9.3	5.13	2055	18.64	3.46
1009	NU 33 B	4.83	1.10	83.0	28.3	7.8	71.3	8.5	5.02	2218	18.42	3.30
1196	STV 4892 BR	5.30	1.08	83.7	29.5	8.3	66.3	8.9	5.42	1832	19.40	3.53
1117	FIBERMAX 832	4.80	1.20	83.9	33.5	7.7	67.8	7.9	4.83	2080	20.56	3.40
1158	PSC 355	5.03	1.10	83.8	30.3	9.0	65.7	8.9	5.23	1837	20.19	3.63
1168	PAYMASTER 1218BG/RR	4.98	1.03	83.2	27.2	7.8	70.0	9.2	5.10	1816	19.52	3.65
1152	DPL 458 BG/RR	4.85	1.10	82.8	29.7	7.9	71.2	8.4	5.07	1810	18.73	3.21
1019	ALL TEX ATLAS	4.85	1.07	83.4	30.2	8.2	66.3	8.3	5.05	1840	20.58	3.42
1128	ACALA 1517-99	4.43	1.18	83.2	32.2	7.9	65.5	8.6	4.55	1561	19.47	3.57
. LSD		0.39	0.05	1.0	1.2	0.4	2.9	0.6	0.31	240	1.13	0.20

---GOSSYPOL LEVELS---

-----AREALOMETER DATA-----

VARIETY CODE	VARIETY NAME	PLUS (+)	MINUS (-)	TOTAL (%)	A --- (mm2/mm3) ---	D	I	M (%)	p (microns)	w (mg/in)	t (microns)
1231	STV 4691 B	1.00	0.62	1.61
1232	SG 215 BR	0.68	0.44	1.12
1009	NU 33 B	0.79	0.52	1.31
1196	STV 4892 BR	1.00	0.64	1.64	375	26.5	1.69	86	56.68	5.86	3.3
1117	FIBERMAX 832	0.58	0.44	1.02
1158	PSC 355	0.88	0.49	1.37
1168	PAYMASTER 1218BG/RR	0.70	0.39	1.09
1152	DPL 458 BG/RR	0.75	0.53	1.27	397	27.3	1.71	85	54.00	5.26	3.1
1019	ALL TEX ATLAS	0.81	0.59	1.41	392	28.0	1.72	85	55.20	5.45	3.1
1128	ACALA 1517-99	0.78	0.55	1.33	434	28.4	1.73	84	50.05	4.46	2.8
. LSD		0.13	0.09	0.22	19.7	5.0	0.10	4	3.28	0.50	0.2

INDIVIDUAL COMPONENT DATA

BOLL SIZE, GRAM PER BOLL		LINT PERCENT		SEED INDEX	
FIBERMAX 832	5.95	STV 4892 BR	42.0	ALL TEX ATLAS	10.9
ALL TEX ATLAS	5.28	STV 4691 B	41.4	FIBERMAX 832	10.7
STV 4892 BR	4.98	PSC 355	40.0	ACALA 1517-99	10.3
STV 4691 B	4.97	PAYMASTER 1218BG/RR	39.7	PAYMASTER 1218BG/RR	10.3
ACALA 1517-99	4.85	SG 215 BR	39.7	STV 4892 BR	10.1
PAYMASTER 1218BG/RR	4.83	NU 33 B	38.7	STV 4691 B	9.9
SG 215 BR	4.82	FIBERMAX 832	38.6	PSC 355	9.7
NU 33 B	4.70	DPL 458 BG/RR	38.1	SG 215 BR	9.4
DPL 458 BG/RR	4.65	ACALA 1517-99	38.1	DPL 458 BG/RR	8.8
PSC 355	4.35	ALL TEX ATLAS	36.9	NU 33 B	8.7
LSD	0.31	LSD	1.2	LSD	0.4

2.5% S.L. (INCHES)		UR (PERCENT)		STRENGTH (G/TEX)	
FIBERMAX 832	1.20	FIBERMAX 832	83.9	FIBERMAX 832	33.5
ACALA 1517-99	1.18	PSC 355	83.8	ACALA 1517-99	32.2
PSC 355	1.10	STV 4892 BR	83.7	PSC 355	30.3
DPL 458 BG/RR	1.10	SG 215 BR	83.6	ALL TEX ATLAS	30.2
NU 33 B	1.10	ALL TEX ATLAS	83.4	DPL 458 BG/RR	29.7
STV 4892 BR	1.08	PAYMASTER 1218BG/RR	83.2	STV 4892 BR	29.5
STV 4691 B	1.08	ACALA 1517-99	83.2	NU 33 B	28.3
ALL TEX ATLAS	1.07	STV 4691 B	83.1	PAYMASTER 1218BG/RR	27.2
SG 215 BR	1.07	NU 33 B	83.0	STV 4691 B	27.2
PAYMASTER 1218BG/RR	1.03	DPL 458 BG/RR	82.8	SG 215 BR	25.7
LSD	0.05	LSD	1.0	LSD	1.2

E		MICRONAIRE (SL-HVI)		COLORIMETER - Rd	
PSC 355	9.0	STV 4892 BR	5.42	NU 33 B	71.3
STV 4892 BR	8.3	PSC 355	5.23	DPL 458 BG/RR	71.2

ALL TEX ATLAS	8.2	SG 215 BR	5.13	PAYMASTER 1218BG/RR	70.0
SG 215 BR	8.2	STV 4691 B	5.13	SG 215 BR	69.7
ACALA 1517-99	7.9	PAYMASTER 1218BG/RR	5.10	FIBERMAX 832	67.8
DPL 458 BG/RR	7.9	DPL 458 BG/RR	5.07	STV 4691 B	67.0
NU 33 B	7.8	ALL TEX ATLAS	5.05	STV 4892 BR	66.3
PAYMASTER 1218BG/RR	7.8	NU 33 B	5.02	ALL TEX ATLAS	66.3
STV 4691 B	7.7	FIBERMAX 832	4.83	PSC 355	65.7
FIBERMAX 832	7.7	ACALA 1517-99	4.55	ACALA 1517-99	65.5
LSD	0.4	LSD	0.31	LSD	2.9

 COLORIMETER - b

SG 215 BR	9.3
PAYMASTER 1218BG/RR	9.2
STV 4691 B	9.1
PSC 355	8.9
STV 4892 BR	8.9
ACALA 1517-99	8.6
NU 33 B	8.5
DPL 458 BG/RR	8.4
ALL TEX ATLAS	8.3
FIBERMAX 832	7.9
LSD	0.6

 MICRONAIRE

STV 4892 BR	5.30
STV 4691 B	5.07
PSC 355	5.03
SG 215 BR	5.02
PAYMASTER 1218BG/RR	4.98
ALL TEX ATLAS	4.85
DPL 458 BG/RR	4.85
NU 33 B	4.83
FIBERMAX 832	4.80
ACALA 1517-99	4.43
LSD	0.39

 STELOMETER - E1

PSC 355	8.5
ALL TEX ATLAS	8.1
SG 215 BR	8.0
NU 33 B	7.7
STV 4892 BR	7.6
DPL 458 BG/RR	7.4
PAYMASTER 1218BG/RR	7.1
ACALA 1517-99	7.1
STV 4691 B	6.9
FIBERMAX 832	6.4
LSD	0.7

 STELOMETER - T1

ACALA 1517-99	242
FIBERMAX 832	237
ALL TEX ATLAS	208
NU 33 B	206
PSC 355	206
DPL 458 BG/RR	206
STV 4892 BR	203
PAYMASTER 1218BG/RR	191
STV 4691 B	187

 FIBROGRAPH--50% S.L.

ACALA 1517-99	0.59
FIBERMAX 832	0.58
PSC 355	0.57
STV 4892 BR	0.55
DPL 458 BG/RR	0.55
NU 33 B	0.55
STV 4691 B	0.54
ALL TEX ATLAS	0.54
SG 215 BR	0.54

 FIBROGRAPH--2.5% S.L.

ACALA 1517-99	1.20
FIBERMAX 832	1.20
DPL 458 BG/RR	1.12
NU 33 B	1.11
PSC 355	1.10
STV 4892 BR	1.09
STV 4691 B	1.09
ALL TEX ATLAS	1.07
SG 215 BR	1.06

SG 215 BR	177	PAYMASTER 1218BG/RR	0.53	PAYMASTER 1218BG/RR	1.05
LSD	12	LSD	0.03	LSD	0.04

----- YARN TENACITY -----		----- AREALOMETER - A (mm2/mm3) -----		----- AREALOMETER - D (mm2/mm3) -----	
FIBERMAX 832	158	ACALA 1517-99	434	ACALA 1517-99	28.4
ACALA 1517-99	153	DPL 458 BG/RR	397	ALL TEX ATLAS	28.0
PSC 355	132	ALL TEX ATLAS	392	DPL 458 BG/RR	27.3
DPL 458 BG/RR	131	STV 4892 BR	375	STV 4892 BR	26.5
STV 4892 BR	127	FIBERMAX 832	.	FIBERMAX 832	.
ALL TEX ATLAS	126	PSC 355	.	PSC 355	.
NU 33 B	126	NU 33 B	.	NU 33 B	.
STV 4691 B	122	STV 4691 B	.	STV 4691 B	.
PAYMASTER 1218BG/RR	121	PAYMASTER 1218BG/RR	.	PAYMASTER 1218BG/RR	.
SG 215 BR	109	SG 215 BR	.	SG 215 BR	.
LSD	6	LSD	19.7	LSD	5.0

----- AREALOMETER - I -----		----- AREALOMETER - M (PERCENT) -----		----- AREALOMETER - p (Microns) -----	
ACALA 1517-99	1.73	STV 4892 BR	86	STV 4892 BR	56.68
ALL TEX ATLAS	1.72	DPL 458 BG/RR	85	ALL TEX ATLAS	55.20
DPL 458 BG/RR	1.71	ALL TEX ATLAS	85	DPL 458 BG/RR	54.00
STV 4892 BR	1.69	ACALA 1517-99	84	ACALA 1517-99	50.05
FIBERMAX 832	.	FIBERMAX 832	.	FIBERMAX 832	.
PSC 355	.	PSC 355	.	PSC 355	.
NU 33 B	.	NU 33 B	.	NU 33 B	.
STV 4691 B	.	STV 4691 B	.	STV 4691 B	.
PAYMASTER 1218BG/RR	.	PAYMASTER 1218BG/RR	.	PAYMASTER 1218BG/RR	.
SG 215 BR	.	SG 215 BR	.	SG 215 BR	.
LSD	0.10	LSD	4	LSD	3.28

AREALOMETER - w (MG/INCH)

AREALOMETER - t (MICRONS)

SEED YIELD (LB/ACRE)

STV 4892 BR	5.86	STV 4892 BR	3.3	NU 33 B	2218
ALL TEX ATLAS	5.45	ALL TEX ATLAS	3.1	FIBERMAX 832	2080
DPL 458 BG/RR	5.26	DPL 458 BG/RR	3.1	STV 4691 B	2062
ACALA 1517-99	4.46	ACALA 1517-99	2.8	SG 215 BR	2055
FIBERMAX 832	.	FIBERMAX 832	.	ALL TEX ATLAS	1840
PSC 355	.	PSC 355	.	PSC 355	1837
NU 33 B	.	NU 33 B	.	STV 4892 BR	1832
STV 4691 B	.	STV 4691 B	.	PAYMASTER 1218BG/RR	1816
PAYMASTER 1218BG/RR	.	PAYMASTER 1218BG/RR	.	DPL 458 BG/RR	1810
SG 215 BR	.	SG 215 BR	.	ACALA 1517-99	1561
LSD	0.50	LSD	0.2	LSD	240

OIL (PERCENT)		NITROGEN (PERCENT)		PLUS GOSSYPOL	
ALL TEX ATLAS	20.58	PAYMASTER 1218BG/RR	3.65	STV 4892 BR	1.00
FIBERMAX 832	20.56	PSC 355	3.63	STV 4691 B	1.00
PSC 355	20.19	STV 4691 B	3.59	PSC 355	0.88
PAYMASTER 1218BG/RR	19.52	ACALA 1517-99	3.57	ALL TEX ATLAS	0.81
ACALA 1517-99	19.47	STV 4892 BR	3.53	NU 33 B	0.79
STV 4892 BR	19.40	SG 215 BR	3.46	ACALA 1517-99	0.78
STV 4691 B	18.92	ALL TEX ATLAS	3.42	DPL 458 BG/RR	0.75
DPL 458 BG/RR	18.73	FIBERMAX 832	3.40	PAYMASTER 1218BG/RR	0.70
SG 215 BR	18.64	NU 33 B	3.30	SG 215 BR	0.68
NU 33 B	18.42	DPL 458 BG/RR	3.21	FIBERMAX 832	0.58
LSD	1.13	LSD	0.20	LSD	0.13

MINUS GOSSYPOL		TOTAL GOSSYPOL (PERCENT)	
STV 4892 BR	0.64	STV 4892 BR	1.64
STV 4691 B	0.62	STV 4691 B	1.61
ALL TEX ATLAS	0.59	ALL TEX ATLAS	1.41
ACALA 1517-99	0.55	PSC 355	1.37
DPL 458 BG/RR	0.53	ACALA 1517-99	1.33
NU 33 B	0.52	NU 33 B	1.31

PSC 355	0.49	DPL 458 BG/RR	1.27
SG 215 BR	0.44	SG 215 BR	1.12
FIBERMAX 832	0.44	PAYMASTER 1218BG/RR	1.09
PAYMASTER 1218BG/RR	0.39	FIBERMAX 832	1.02
LSD	0.09	LSD	0.22

reg=30 REGION=CENTRAL
LOCATIONS COMBINING VARIETIES

LOCATION	LINT	BOLL	LINT	SEED	YARN	DIGITAL FIBROGRAPH		STELOMETER	
	YIELD	SIZE			TENACITY	2.5% S.L.	50% S.L.	T1	E1
	(lb/acre)	(g/boll)	PERCENT	INDEX	(mN/TEX)	(inches)	(inches)	(mN/tex)	(%)
WESLACO, TX	1394	4.92	38.1	10.2	129	1.12	0.56	217	7.2
COLLEGE STATION, TX	1363	5.18	39.8	9.5	131	1.11	0.55	201	7.3
BEEVILLE, TX	878	4.72	40.1	9.9	130	1.09	0.55	200	8.0

LOCATION	MICRO- NAIRE	SL-HVI Starlab (Calibrated to USDA SL-HVI Std.)				SEED YIELD	NITR OGEN				
		2.5% S.L.	UNIFO- MITY	STRE- NGTH	COLORIMETER HUNTER'S						
	(reading)	(in.)	(%)	(g/tex)	E	Rd	b (Reading)	(lb/ac)	(%)	(%)	
WESLACO, TX	4.83	1.10	83.4	29.0	7.9	67.2	8.6	4.99	2300	18.76	3.58
COLLEGE STATION, TX	4.89	1.12	83.2	28.8	7.9	69.0	7.9	5.02	2115	20.69	3.19
BEEVILLE, TX	5.04	1.09	83.5	30.4	8.3	68.1	9.7	5.16	1317	18.88	3.65

LOCATION	---GOSSYPOL LEVELS---			-----AREALOMETER DATA-----							
	PLUS (+)	MINUS (-)	TOTAL (%)	A	D	M	p	w	t		
				---(mm2/mm3)---			I	(%)	(microns)	(mg/in)	(microns)
WESLACO, TX	0.73	0.47	1.20	401	27.9	1.72	85	53.91	5.22	3.0	
COLLEGE STATION, TX	0.88	0.61	1.49	400	28.6	1.73	84	54.56	5.30	3.1	
BEEVILLE, TX	0.78	0.49	1.27	397	26.2	1.68	86	53.48	5.25	3.1	

LOCATION=COLLEGE STATION, TX

VARIETY CODE	VARIETY NAME	LINT	BOLL	LINT PERCENT	SEED INDEX	YARN	DIGITAL FIBROGRAPH		STELOMETER	
		YIELD (lb/acre)	SIZE (g/boll)			TENACITY (mN/TEX)	2.5% S.L. (inches)	50% S.L. (inches)	T1 (mN/tex)	E1 (%)
1231	STV 4691 B	1621	5.20	42.4	9.7	116	1.11	0.56	184	6.8
1196	STV 4892 BR	1504	5.05	43.1	9.6	123	1.11	0.56	198	7.4
1168	PAYMASTER 1218BG/RR	1455	5.15	41.2	9.6	124	1.08	0.53	190	6.9
1152	DPL 458 BG/RR	1451	4.85	38.8	8.3	135	1.10	0.54	199	7.2
1009	NU 33 B	1416	4.70	38.2	8.4	129	1.13	0.55	194	7.4
1232	SG 215 BR	1401	5.05	39.8	9.0	108	1.04	0.51	169	7.2
1117	FIBERMAX 832	1284	6.15	39.2	10.5	157	1.21	0.58	228	6.7
1158	PSC 355	1266	4.80	40.1	9.7	134	1.12	0.57	214	8.8
1128	ACALA 1517-99	1137	5.15	38.2	10.1	159	1.19	0.58	232	6.9
1019	ALL TEX ATLAS	1093	5.65	36.7	10.5	129	1.08	0.54	204	8.0
.	LSD	200	0.43	1.3	1.0	14	0.05	0.02	23	0.7

SL-HVI Starlab (Calibrated to USDA SL-HVI Std.)

VARIETY CODE	VARIETY NAME	MICRO- NAIRE (reading)	2.5%	UNIFO-	STRE-	E	COLORIMETER		MICRO- NAIRE (Reading)	SEED YIELD (lb/ac)	OIL (%)	NITR OGEN (%)
			S.L. (in.)	MITY (%)	NGTH (g/tex)		HUNTER'S Rd	b				
1231	STV 4691 B	5.25	1.10	82.8	27.5	8.1	68.5	8.5	5.40	2350	19.95	3.25
1196	STV 4892 BR	5.35	1.10	83.6	29.5	8.3	67.0	8.1	5.45	1955	20.85	3.15
1168	PAYMASTER 1218BG/RR	4.80	1.10	83.6	25.5	7.6	70.0	7.8	4.95	2086	20.79	3.22
1152	DPL 458 BG/RR	4.85	1.10	82.3	29.0	7.7	71.5	7.6	5.05	2284	19.97	2.97
1009	NU 33 B	4.65	1.10	81.9	27.0	7.4	71.0	7.8	4.80	2407	18.93	3.06
1232	SG 215 BR	5.15	1.10	83.1	25.0	7.9	71.5	8.5	5.15	2037	19.83	3.08
1117	FIBERMAX 832	4.70	1.20	83.8	33.0	7.5	69.0	7.0	4.80	2138	21.65	3.15
1158	PSC 355	4.90	1.10	83.7	29.5	8.8	68.5	8.2	5.05	1987	21.71	3.45
1128	ACALA 1517-99	4.40	1.20	83.9	31.5	8.0	64.0	7.5	4.55	1781	21.98	3.28
1019	ALL TEX ATLAS	4.80	1.10	83.0	30.0	7.9	69.0	7.7	5.00	2131	21.23	3.32
.	LSD	0.55	.	1.6	2.0	0.6	1.9	1.0	0.46	474	1.62	0.32

VARIETY CODE	VARIETY NAME	---GOSSYPOL LEVELS---			-----AREALOMETER DATA-----						
		PLUS (+)	MINUS (-)	TOTAL (%)	A ---(mm2/mm3)---	D	I	M (%)	p (microns)	w (mg/in)	t (microns)
1231	STV 4691 B	1.22	0.81	2.02
1196	STV 4892 BR	1.15	0.79	1.94	368	26.5	1.69	86	57.83	6.09	3.4
1168	PAYMASTER 1218BG/RR	0.69	0.39	1.08
1152	DPL 458 BG/RR	0.82	0.62	1.44	404	27.5	1.71	86	53.28	5.10	3.1
1009	NU 33 B	0.79	0.56	1.35
1232	SG 215 BR	0.75	0.52	1.26
1117	FIBERMAX 832	0.63	0.51	1.14
1158	PSC 355	0.98	0.56	1.54
1128	ACALA 1517-99	0.95	0.70	1.65	429	30.8	1.78	83	51.99	4.69	2.8
1019	ALL TEX ATLAS	0.85	0.64	1.49	399	29.5	1.75	84	55.15	5.35	3.0
.	LSD	0.19	0.19	0.32	31.1	6.8	0.14	6	6.23	0.92	0.3

LOCATION=WESLACO, TX

VARIETY CODE	VARIETY NAME	LINT	BOLL	LINT PERCENT	SEED INDEX	YARN	DIGITAL FIBROGRAPH		STELOMETER	
		YIELD (lb/acre)	SIZE (g/boll)			TENACITY (mN/TEX)	2.5% S.L. (inches)	50% S.L. (inches)	T1 (mN/tex)	E1 (%)
1232	SG 215 BR	1573	4.75	39.1	9.7	106	1.08	0.56	183	7.5
1009	NU 33 B	1569	4.85	37.7	9.0	125	1.13	0.55	219	7.1
1196	STV 4892 BR	1526	5.40	40.4	10.5	131	1.12	0.56	219	7.3
1231	STV 4691 B	1504	4.90	39.1	10.0	126	1.13	0.55	191	6.5
1117	FIBERMAX 832	1444	5.90	37.2	11.0	156	1.21	0.59	251	6.3
1158	PSC 355	1436	4.05	38.7	10.0	130	1.12	0.59	214	7.9
1152	DPL 458 BG/RR	1303	4.65	36.8	9.2	127	1.13	0.56	221	7.2
1019	ALL TEX ATLAS	1237	5.25	36.4	11.5	126	1.08	0.54	224	8.0
1168	PAYMASTER 1218BG/RR	1227	4.65	38.0	10.8	121	1.05	0.52	198	7.0
1128	ACALA 1517-99	1124	4.80	38.0	10.3	148	1.19	0.57	249	7.0
.	LSD	128	1.12	2.3	1.5	11	0.04	0.04	22	0.7

SL-HVI Starlab (Calibrated to USDA SL-HVI Std.)

VARIETY CODE	VARIETY NAME	MICRO- NAIRE (reading)	2.5% S.L. (in.)	UNIFO- MITY (%)	STRE- NGTH (g/tex)	E	COLORIMETER HUNTER'S Rd	b	MICRO- NAIRE (Reading)	SEED YIELD (lb/ac)	OIL (%)	NITR OGEN (%)
1232	SG 215 BR	4.90	1.05	83.8	26.0	8.2	67.0	9.0	5.15	2533	18.33	3.65
1009	NU 33 B	4.70	1.10	83.8	28.5	7.8	71.0	8.0	5.00	2649	17.89	3.44
1196	STV 4892 BR	5.05	1.10	84.1	28.5	8.0	66.0	8.5	5.20	2372	19.27	3.67
1231	STV 4691 B	4.50	1.10	83.2	27.0	7.3	67.0	9.0	4.65	2398	17.95	3.69
1117	FIBERMAX 832	4.65	1.20	83.4	32.5	7.5	66.5	7.6	4.70	2540	19.93	3.37
1158	PSC 355	5.05	1.10	84.0	30.5	8.9	62.5	8.6	5.25	2331	19.09	3.73
1152	DPL 458 BG/RR	4.80	1.10	82.7	29.0	7.6	72.5	8.1	5.05	2132	18.91	3.30
1019	ALL TEX ATLAS	4.80	1.10	84.2	29.5	8.2	64.5	8.2	5.00	2096	19.95	3.55
1168	PAYMASTER 1218BG/RR	5.10	1.00	83.0	27.0	7.7	68.0	9.8	5.15	2110	18.46	3.88
1128	ACALA 1517-99	4.75	1.15	82.2	31.5	7.8	67.0	8.8	4.70	1840	17.85	3.55
.	LSD	0.40	0.07	1.5	2.0	0.6	2.9	0.9	0.47	312	1.36	0.30

---GOSSYPOL LEVELS---

-----AREALOMETER DATA-----

VARIETY CODE	VARIETY NAME	PLUS (+)	MINUS (-)	TOTAL (%)	A ---(mm2/mm3)---	D	I	M (%)	p (microns)	w (mg/in)	t (microns)
1232	SG 215 BR	0.67	0.42	1.09
1009	NU 33 B	0.75	0.49	1.23
1196	STV 4892 BR	0.90	0.55	1.45	393	29.3	1.75	84	55.70	5.47	3.1
1231	STV 4691 B	0.90	0.52	1.42
1117	FIBERMAX 832	0.53	0.40	0.92
1158	PSC 355	0.87	0.47	1.34
1152	DPL 458 BG/RR	0.64	0.44	1.08	393	25.0	1.66	87	53.08	5.24	3.2
1019	ALL TEX ATLAS	0.71	0.52	1.23	388	27.8	1.72	85	55.65	5.56	3.1
1168	PAYMASTER 1218BG/RR	0.71	0.39	1.10
1128	ACALA 1517-99	0.65	0.49	1.14	431	29.8	1.76	83	51.21	4.60	2.8
.	LSD	0.18	0.18	0.30	56.3	15.0	0.30	11	6.82	1.01	0.5

LOCATION=BEEVILLE, TX

LINT

BOLL

YARN

DIGITAL FIBROGRAPH

STELOMETER

VARIETY CODE	VARIETY NAME	YIELD (lb/acre)	SIZE (g/boll)	LINT PERCENT	SEED INDEX	TENACITY (mN/TEX)	2.5% S.L. (inches)	50% S.L. (inches)	T1 (mN/tex)	E1 (%)
1232	SG 215 BR	1052	4.65	40.2	9.6	112	1.05	0.55	178	9.3
1231	STV 4691 B	1049	4.80	42.8	10.0	124	1.05	0.53	186	7.4
1009	NU 33 B	999	4.55	40.1	8.7	124	1.08	0.54	205	8.6
1117	FIBERMAX 832	952	5.80	39.3	10.6	162	1.17	0.59	231	6.2
1158	PSC 355	887	4.20	41.3	9.5	132	1.06	0.56	191	8.9
1168	PAYMASTER 1218BG/RR	837	4.70	40.1	10.5	118	1.04	0.54	184	7.4
1196	STV 4892 BR	819	4.50	42.5	10.3	126	1.05	0.54	191	8.2
1019	ALL TEX ATLAS	798	4.95	37.7	10.7	123	1.06	0.55	196	8.3
1152	DPL 458 BG/RR	715	4.45	38.9	8.9	131	1.13	0.56	197	8.0
1128	ACALA 1517-99	671	4.60	38.0	10.5	154	1.23	0.61	246	7.4
.	LSD	174	0.43	1.3	0.4	14	0.04	0.04	17	1.0

SL-HVI Starlab (Calibrated to USDA SL-HVI Std.)

VARIETY CODE	VARIETY NAME	MICRO- NAIRE (reading)	2.5% S.L. (in.)	UNIFO- MITY (%)	STRE- NGTH (g/tex)	E	COLORIMETER HUNTER'S Rd	b	MICRO- NAIRE (Reading)	SEED YIELD (lb/ac)	OIL (%)	NITR OGEN (%)
1232	SG 215 BR	5.00	1.05	84.0	26.0	8.4	70.5	10.5	5.10	1596	17.77	3.65
1231	STV 4691 B	5.45	1.05	83.2	27.0	7.6	65.5	9.8	5.35	1437	18.87	3.84
1009	NU 33 B	5.15	1.10	83.3	29.5	8.3	72.0	9.7	5.25	1597	18.46	3.41
1117	FIBERMAX 832	5.05	1.20	84.6	35.0	8.0	68.0	9.2	5.00	1562	20.11	3.69
1158	PSC 355	5.15	1.10	83.6	31.0	9.2	66.0	9.9	5.40	1191	19.79	3.71
1168	PAYMASTER 1218BG/RR	5.05	1.00	82.9	29.0	8.2	72.0	10.0	5.20	1252	19.32	3.85
1196	STV 4892 BR	5.50	1.05	83.6	30.5	8.6	66.0	10.0	5.60	1171	18.09	3.77
1019	ALL TEX ATLAS	4.95	1.00	83.0	31.0	8.6	65.5	9.0	5.15	1293	20.55	3.39
1152	DPL 458 BG/RR	4.90	1.10	83.4	31.0	8.3	69.5	9.6	5.10	1014	17.31	3.36
1128	ACALA 1517-99	4.15	1.20	83.4	33.5	8.0	65.5	9.5	4.40	1062	18.58	3.88
.	LSD	0.46	0.09	1.5	2.6	0.5	5.1	1.1	0.43	449	1.16	0.28

---GOSSYPOL LEVELS---

-----AREALOMETER DATA-----


VARIETY CODE	VARIETY NAME	PLUS (+)	MINUS (-)	TOTAL (%)	A ---(mm2/mm3)---	D	I	M (%)	p (microns)	w (mg/in)	t (microns)
1232	SG 215 BR	0.63	0.40	1.02
1231	STV 4691 B	0.88	0.53	1.41
1009	NU 33 B	0.84	0.52	1.36

1117 FIBERMAX 832	0.59	0.43	1.02
1158 PSC 355	0.80	0.44	1.24
1168 PAYMASTER 1218BG/RR	0.71	0.39	1.10
1196 STV 4892 BR	0.95	0.58	1.53	363	23.8	1.64	88	56.52	6.02	3.4
1019 ALL TEX ATLAS	0.88	0.62	1.50	388	26.8	1.70	86	54.80	5.46	3.2
1152 DPL 458 BG/RR	0.78	0.52	1.30	395	29.5	1.75	84	55.65	5.44	3.1
1128 ACALA 1517-99	0.74	0.47	1.21	443	24.8	1.66	87	46.94	4.10	2.8
. LSD	0.09	0.09	0.14	22.6	11.5	0.23	9	4.88	0.39	0.4

[RETURN TO 2004 NCVT COVER PAGE](#)



***Thank you for your interest in the ongoing work of the
National Cotton Variety Test Program.***

 Questions or comments to: ekeene@ars.usda.gov

United States Department of Agriculture

**Agricultural Research Service
Mid-South Area
Crop Genetics and Production Research Unit
National Cotton Variety Test Program
P O Box 345
Stoneville, MS 38776
(662) 686-5241
Fax (662) 686-5218**



Other links:

[Crop Genetics and Production Research Unit Home Page](#)

[Publications of the Crop Genetics & Production Research Unit](#)

[Jamie Whitten Delta States Research Center](#)

**All Internet Versions of the NCVT Publications are accessible through
either the Jamie Whitten Delta States Research Center or the
Crop Genetics and Production Research Unit sites**



2004 National Cotton Variety Test



Crop Genetics & Production Research Unit
P O Box 345
Stoneville, MS 38776

(662) 686-5378
(662) 686-5218 (fax)

National Cotton Variety Tests, 2004
Yield, Boll, Seed, Spinning and Data

2004 DELTA REGIONAL COTTON VARIETY TEST

VARIETIES COMBINING LOCATIONS

VARIETY CODE	VARIETY NAME	LINT YIELD (lb/acre)	BOLL SIZE (g/boll)	LINT PERCENT	SEED INDEX	YARN TENACITY (mN/TEX)	DIGITAL FIBROGRAPH 2.5% S.L. (inches)	DIGITAL FIBROGRAPH 50% S.L. (inches)	STELOMETER T1 (mN/tex)	STELOMETER E1 (%)
1268	FM 5044RR	1531	25.4	40.8	11.4	138	1.19	0.57	205	6.9
1269	DP 444BG/RR	1523	22.1	41.4	9.5	144	1.19	0.59	214	8.4
1196	STV 4892 BR	1523	21.7	42.4	10.5	133	1.17	0.60	206	8.1
1232	SG 215 BR	1423	21.4	41.2	10.2	113	1.13	0.58	173	9.3
1270	DP 555BG/RR	1420	18.6	44.5	7.9	133	1.20	0.58	207	7.0
1266	STV NG 2448R	1410	23.2	40.8	11.0	159	1.19	0.61	242	6.2
1168	PAYMASTER 1218BG/RR	1389	23.4	40.9	10.8	124	1.13	0.57	188	7.5
1152	DPL 458 BG/RR	1250	19.8	41.1	8.9	133	1.20	0.58	215	8.7
1128	ACALA 1517-99	1173	20.9	39.1	11.0	158	1.26	0.62	236	7.1
1019	ALL TEX ATLAS	1120	24.3	36.9	11.6	137	1.15	0.58	215	8.6

. LSD 183 4.82 1.8 0.7 6 0.02 0.02 13 0.7

SL-HVI Starlab (Calibrated to USDA SL-HVI Std.)

VARIETY CODE	VARIETY NAME	MICRO-NAIRE (reading)	2.5% S.L. (in.)	UNIFORMITY (%)	STRENGTH (g/tex)	E	COLORIMETER HUNTER'S Rd	b	MICRO-NAIRE (Reading)	SEED YIELD (lb/ac)	OIL (%)	NITROGEN (%)
1268	FM 5044RR	4.65	1.20	84.2	31.2	7.7	72.2	8.5	4.68	2179	21.70	3.00
1269	DP 444BG/RR	4.15	1.20	85.5	29.7	8.1	72.3	8.4	4.28	2182	20.68	3.23
1196	STV 4892 BR	4.90	1.15	85.1	31.0	8.5	72.2	9.0	5.00	2123	20.40	3.05
1232	SG 215 BR	4.82	1.10	84.6	26.5	8.4	74.2	9.2	4.90	2036	20.24	3.07
1270	DP 555BG/RR	4.47	1.20	83.8	29.3	7.3	73.8	8.0	4.53	1718	19.75	3.13
1266	STV NG 2448R	4.68	1.18	84.7	35.5	8.0	72.8	8.3	4.73	2120	21.39	3.19
1168	PAYMASTER 1218BG/RR	4.92	1.10	84.4	28.5	8.2	72.5	8.5	5.08	2098	21.24	3.10
1152	DPL 458 BG/RR	4.72	1.18	84.7	31.0	8.4	74.3	8.4	4.82	1822	19.25	2.81
1128	ACALA 1517-99	4.18	1.25	85.4	34.0	8.0	70.8	8.3	4.25	1867	21.95	3.16
1019	ALL TEX ATLAS	4.83	1.12	84.0	30.7	8.3	73.5	8.2	4.92	1957	21.63	3.14
. LSD		0.26	0.04	0.8	1.8	0.3	2.6	0.5	0.31	315	2.00	0.23

---GOSSYPOL LEVELS---

-----AREALOMETER DATA-----

VARIETY CODE	VARIETY NAME	PLUS (+)	MINUS (-)	TOTAL (%)	A (mm2/mm3)	D	M (%)	p (microns)	w (mg/in)	t (microns)
1268	FM 5044RR	1.22	0.75	1.96
1269	DP 444BG/RR	0.93	0.64	1.57
1196	STV 4892 BR	1.37	0.99	2.36	414	38.5	1.92	77 5	8.33	5.47 2.9
1232	SG 215 BR	0.94	0.68	1.62
1270	DP 555BG/RR	0.75	0.58	1.33
1266	STV NG 2448R	0.82	0.61	1.43
1168	PAYMASTER 1218BG/RR	0.94	0.62	1.56
1152	DPL 458 BG/RR	1.08	0.90	1.98	415	33.0	1.82	81 5	4.96	5.12 2.9
1128	ACALA 1517-99	1.09	0.86	1.95	459	33.4	1.82	81 4	9.90	4.21 2.6
1019	ALL TEX ATLAS	0.98	0.78	1.76	411	34.1	1.84	80 5	6.17	5.29 2.9
. LSD		0.29	0.24	0.52	17.0	1.5	0.03	2	2.58	0.42 0.1

INDIVIDUAL COMPONENT DATA

BOLL SIZE, GRAM PER BOLL		LINT PERCENT		SEED INDEX	
FM 5044RR	25.4	DP 555BG/RR	44.5	ALL TEX ATLAS	11.6
ALL TEX ATLAS	24.3	STV 4892 BR	42.4	FM 5044RR	11.4
PAYMASTER 1218BG/RR	23.4	DP 444BG/RR	41.4	STV NG 2448R	11.0
STV NG 2448R	23.2	SG 215 BR	41.2	ACALA 1517-99	11.0
DP 444BG/RR	22.1	DPL 458 BG/RR	41.1	PAYMASTER 1218BG/RR	10.8
STV 4892 BR	21.7	PAYMASTER 1218BG/RR	40.9	STV 4892 BR	10.5
SG 215 BR	21.4	FM 5044RR	40.8	SG 215 BR	10.2
ACALA 1517-99	20.9	STV NG 2448R	40.8	DP 444BG/RR	9.5
DPL 458 BG/RR	19.8	ACALA 1517-99	39.1	DPL 458 BG/RR	8.9
DP 555BG/RR	18.6	ALL TEX ATLAS	36.9	DP 555BG/RR	7.9
LSD	4.82	LSD	1.8	LSD	0.7

2.5% S.L. (INCHES)		UR (PERCENT)		STRENGTH (G/TEX)	
ACALA 1517-99	1.25	DP 444BG/RR	85.5	STV NG 2448R	35.5
FM 5044RR	1.20	ACALA 1517-99	85.4	ACALA 1517-99	34.0
DP 444BG/RR	1.20	STV 4892 BR	85.1	FM 5044RR	31.2
DP 555BG/RR	1.20	STV NG 2448R	84.7	STV 4892 BR	31.0
STV NG 2448R	1.18	DPL 458 BG/RR	84.7	DPL 458 BG/RR	31.0
DPL 458 BG/RR	1.18	SG 215 BR	84.6	ALL TEX ATLAS	30.7
STV 4892 BR	1.15	PAYMASTER 1218BG/RR	84.4	DP 444BG/RR	29.7
ALL TEX ATLAS	1.12	FM 5044RR	84.2	DP 555BG/RR	29.3
PAYMASTER 1218BG/RR	1.10	ALL TEX ATLAS	84.0	PAYMASTER 1218BG/RR	28.5
SG 215 BR	1.10	DP 555BG/RR	83.8	SG 215 BR	26.5
LSD	0.04	LSD	0.8	LSD	1.8

E		MICRONAIRE (SL-HVI)		COLORIMETER - Rd	
STV 4892 BR	8.5	PAYMASTER 1218BG/RR	5.08	DPL 458 BG/RR	74.3
DPL 458 BG/RR	8.4	STV 4892 BR	5.00	SG 215 BR	74.2

SG 215 BR	8.4	ALL TEX ATLAS	4.92	DP 555BG/RR	73.8
ALL TEX ATLAS	8.3	SG 215 BR	4.90	ALL TEX ATLAS	73.5
PAYMASTER 1218BG/RR	8.2	DPL 458 BG/RR	4.82	STV NG 2448R	72.8
DP 444BG/RR	8.1	STV NG 2448R	4.73	PAYMASTER 1218BG/RR	72.5
STV NG 2448R	8.0	FM 5044RR	4.68	DP 444BG/RR	72.3
ACALA 1517-99	8.0	DP 555BG/RR	4.53	STV 4892 BR	72.2
FM 5044RR	7.7	DP 444BG/RR	4.28	FM 5044RR	72.2
DP 555BG/RR	7.3	ACALA 1517-99	4.25	ACALA 1517-99	70.8
LSD	0.3	LSD	0.31	LSD	2.6

 COLORIMETER - b

SG 215 BR	9.2
STV 4892 BR	9.0
PAYMASTER 1218BG/RR	8.5
FM 5044RR	8.5
DPL 458 BG/RR	8.4
DP 444BG/RR	8.4
ACALA 1517-99	8.3
STV NG 2448R	8.3
ALL TEX ATLAS	8.2
DP 555BG/RR	8.0
LSD	0.5

 MICRONAIRE

PAYMASTER 1218BG/RR	4.92
STV 4892 BR	4.90
ALL TEX ATLAS	4.83
SG 215 BR	4.82
DPL 458 BG/RR	4.72
STV NG 2448R	4.68
FM 5044RR	4.65
DP 555BG/RR	4.47
ACALA 1517-99	4.18
DP 444BG/RR	4.15
LSD	0.26

 STELOMETER - E1

SG 215 BR	9.3
DPL 458 BG/RR	8.7
ALL TEX ATLAS	8.6
DP 444BG/RR	8.4
STV 4892 BR	8.1
PAYMASTER 1218BG/RR	7.5
ACALA 1517-99	7.1
DP 555BG/RR	7.0
FM 5044RR	6.9
STV NG 2448R	6.2
LSD	0.7

 STELOMETER - T1

STV NG 2448R	242
ACALA 1517-99	236
DPL 458 BG/RR	215
ALL TEX ATLAS	215
DP 444BG/RR	214
DP 555BG/RR	207
STV 4892 BR	206
FM 5044RR	205
PAYMASTER 1218BG/RR	188
SG 215 BR	173

 FIBROGRAPH--50% S.L.

ACALA 1517-99	0.62
STV NG 2448R	0.61
STV 4892 BR	0.60
DP 444BG/RR	0.59
DPL 458 BG/RR	0.58
DP 555BG/RR	0.58
ALL TEX ATLAS	0.58
SG 215 BR	0.58
FM 5044RR	0.57
PAYMASTER 1218BG/RR	0.57

 FIBROGRAPH--2.5% S.L.

ACALA 1517-99	1.26
DP 555BG/RR	1.20
DPL 458 BG/RR	1.20
STV NG 2448R	1.19
DP 444BG/RR	1.19
FM 5044RR	1.19
STV 4892 BR	1.17
ALL TEX ATLAS	1.15
SG 215 BR	1.13
PAYMASTER 1218BG/RR	1.13

LSD	13	LSD	0.02	LSD	0.02
-----		-----		-----	
YARN TENACITY		AREALOMETER - A (mm ² /mm ³)		AREALOMETER - D (mm ² /mm ³)	
-----		-----		-----	
STV NG 2448R	159	ACALA 1517-99	459	STV 4892 BR	38.5
ACALA 1517-99	158	DPL 458 BG/RR	415	ALL TEX ATLAS	34.1
DP 444BG/RR	144	STV 4892 BR	414	ACALA 1517-99	33.4
FM 5044RR	138	ALL TEX ATLAS	411	DPL 458 BG/RR	33.0
ALL TEX ATLAS	137	STV NG 2448R	.	STV NG 2448R	.
DPL 458 BG/RR	133	DP 444BG/RR	.	DP 444BG/RR	.
STV 4892 BR	133	FM 5044RR	.	FM 5044RR	.
DP 555BG/RR	133	DP 555BG/RR	.	DP 555BG/RR	.
PAYMASTER 1218BG/RR	124	PAYMASTER 1218BG/RR	.	PAYMASTER 1218BG/RR	.
SG 215 BR	113	SG 215 BR	.	SG 215 BR	.
LSD	6	LSD	17.0	LSD	1.5

-----		-----		-----	
AREALOMETER - I		AREALOMETER - M (PERCENT)		AREALOMETER - p (Microns)	
-----		-----		-----	
STV 4892 BR	1.92	DPL 458 BG/RR	81	STV 4892 BR	58.33
ALL TEX ATLAS	1.84	ACALA 1517-99	81	ALL TEX ATLAS	56.17
ACALA 1517-99	1.82	ALL TEX ATLAS	80	DPL 458 BG/RR	54.96
DPL 458 BG/RR	1.82	STV 4892 BR	77	ACALA 1517-99	49.90
STV NG 2448R	.	STV NG 2448R	.	STV NG 2448R	.
DP 444BG/RR	.	DP 444BG/RR	.	DP 444BG/RR	.
FM 5044RR	.	FM 5044RR	.	FM 5044RR	.
DP 555BG/RR	.	DP 555BG/RR	.	DP 555BG/RR	.
PAYMASTER 1218BG/RR	.	PAYMASTER 1218BG/RR	.	PAYMASTER 1218BG/RR	.
SG 215 BR	.	SG 215 BR	.	SG 215 BR	.
LSD	0.03	LSD	2	LSD	2.58

AREALOMETER - w (MG/INCH)

AREALOMETER - t (MICRONS)

SEED YIELD (LB/ACRE)

STV 4892 BR	5.47	ALL TEX ATLAS	2.9	DP 444BG/RR	2182
ALL TEX ATLAS	5.29	DPL 458 BG/RR	2.9	FM 5044RR	2179
DPL 458 BG/RR	5.12	STV 4892 BR	2.9	STV 4892 BR	2123
ACALA 1517-99	4.21	ACALA 1517-99	2.6	STV NG 2448R	2120
STV NG 2448R	.	STV NG 2448R	.	PAYMASTER 1218BG/RR	2098
DP 444BG/RR	.	DP 444BG/RR	.	SG 215 BR	2036
FM 5044RR	.	FM 5044RR	.	ALL TEX ATLAS	1957
DP 555BG/RR	.	DP 555BG/RR	.	ACALA 1517-99	1867
PAYMASTER 1218BG/RR	.	PAYMASTER 1218BG/RR	.	DPL 458 BG/RR	1822
SG 215 BR	.	SG 215 BR	.	DP 555BG/RR	1718
LSD	0.42	LSD	0.1	LSD	315

----- OIL (PERCENT) -----		----- NITROGEN (PERCENT) -----		----- PLUS GOSSYPOL -----	
ACALA 1517-99	21.95	DP 444BG/RR	3.23	STV 4892 BR	1.37
FM 5044RR	21.70	STV NG 2448R	3.19	FM 5044RR	1.22
ALL TEX ATLAS	21.63	ACALA 1517-99	3.16	ACALA 1517-99	1.09
STV NG 2448R	21.39	ALL TEX ATLAS	3.14	DPL 458 BG/RR	1.08
PAYMASTER 1218BG/RR	21.24	DP 555BG/RR	3.13	ALL TEX ATLAS	0.98
DP 444BG/RR	20.68	PAYMASTER 1218BG/RR	3.10	SG 215 BR	0.94
STV 4892 BR	20.40	SG 215 BR	3.07	PAYMASTER 1218BG/RR	0.94
SG 215 BR	20.24	STV 4892 BR	3.05	DP 444BG/RR	0.93
DP 555BG/RR	19.75	FM 5044RR	3.00	STV NG 2448R	0.82
DPL 458 BG/RR	19.25	DPL 458 BG/RR	2.81	DP 555BG/RR	0.75
LSD	2.00	LSD	0.23	LSD	0.29

----- MINUS GOSSYPOL -----		----- TOTAL GOSSYPOL (PERCENT) -----	
STV 4892 BR	0.99	STV 4892 BR	2.36
DPL 458 BG/RR	0.90	DPL 458 BG/RR	1.98
ACALA 1517-99	0.86	FM 5044RR	1.96
ALL TEX ATLAS	0.78	ACALA 1517-99	1.95
FM 5044RR	0.75	ALL TEX ATLAS	1.76
SG 215 BR	0.68	SG 215 BR	1.62
DP 444BG/RR	0.64	DP 444BG/RR	1.57

PAYMASTER 1218BG/RR	0.62	PAYMASTER 1218BG/RR	1.56
STV NG 2448R	0.61	STV NG 2448R	1.43
DP 555BG/RR	0.58	DP 555BG/RR	1.33
LSD	0.24	LSD	0.52

reg=40 REGION=DELTA

LOCATIONS COMBINING VARIETIES

LOCATION	LINT	BOLL	LINT	SEED	YARN	DIGITAL FIBROGRAPH		STELOMETER	
	YIELD	SIZE			TENACITY	2.5% S.L.	50% S.L.	T1	E1
	(lb/acre)	(g/boll)	PERCENT	INDEX	(mN/TEX)	(inches)	(inches)	(mN/tex)	(%)
STONEVILLE, MS	1481	56.3	39.1	10.6	141	1.19	0.60	210	7.5
CLARKEDALE, AR	1348	4.85	41.9	10.1	136	1.17	0.58	208	7.9
SAINT JOSEPH, LA	1299	5.15	41.7	10.2	135	1.18	0.58	213	7.9

LOCATION	MICRO- NAIRE (reading)	SL-HVI Starlab (Calibrated to USDA SL-HVI Std.)				SEED YIELD (lb/ac)	NITR OGEN (%)				
		2.5% S.L. (in.)	UNIFO- MITY (%)	STRE- NGTH (g/tex)	E			COLORIMETER HUNTER'S Rd	MICRO- NAIRE (Reading)	OIL (%)	
STONEVILLE, MS	4.85	1.18	85.2	31.5	8.1	76.6	8.7	4.90	2313	20.17	3.39
CLARKEDALE, AR	4.29	1.16	84.6	31.1	8.1	73.9	8.7	4.37	1912	21.29	2.76
SAINT JOSEPH, LA	4.76	1.17	84.1	29.7	8.1	68.2	8.0	4.90	1805	21.01	3.11

LOCATION	---GOSSYPOL LEVELS---			-----AREALOMETER DATA-----						
	PLUS (+)	MINUS (-)	TOTAL (%)	A	D	I	M	p	w	t
				---(mm2/mm3)---			(%)	(microns)	(mg/in)	(microns)
STONEVILLE, MS	0.92	0.69	1.61	407	28.8	1.74	84	53.72	5.13	3.0
CLARKEDALE, AR	1.02	0.74	1.76	451	42.8	2.00	74	55.91	4.82	2.6

SAINT JOSEPH, LA 1.09 0.79 1.88 417 32.7 1.81 81 54.89 5.12 2.9

LOCATION=SAINT JOSEPH, LA

VARIETY CODE	VARIETY NAME	LINT	BOLL	LINT PERCENT	SEED INDEX	YARN TENACITY (mN/TEX)	DIGITAL FIBROGRAPH		STELOMETER	
		YIELD (lb/acre)	SIZE (g/boll)				2.5% S.L. (inches)	50% S.L. (inches)	T1 (mN/tex)	E1 (%)
1196	STV 4892 BR	1542	5.00	44.5	10.5	132	1.19	0.61	207	8.3
1268	FM 5044RR	1520	6.00	41.0	12.0	131	1.19	0.56	212	6.9
1270	DP 555BG/RR	1421	4.50	46.0	8.0	126	1.21	0.58	209	7.1
1269	DP 444BG/RR	1366	5.00	39.5	9.0	146	1.21	0.61	214	8.1
1168	PAYMASTER 1218BG/RR	1304	5.50	41.5	11.0	127	1.13	0.58	200	7.5
1232	SG 215 BR	1303	5.00	42.0	10.0	111	1.14	0.57	182	9.7
1266	STV NG 2448R	1296	5.50	42.5	10.5	157	1.18	0.59	257	6.6
1152	DPL 458 BG/RR	1160	4.50	42.0	9.0	130	1.19	0.57	209	9.0
1128	ACALA 1517-99	1157	5.00	40.0	10.5	155	1.24	0.61	226	7.3
1019	ALL TEX ATLAS	922	5.50	38.0	11.0	136	1.14	0.56	215	8.9
.	LSD	181	1.13	1.0	0.8	7	0.02	0.02	13	0.8

VARIETY CODE	VARIETY NAME	MICRO- NAIRE (reading)	SL-HVI Starlab (Calibrated to USDA SL-HVI Std.)				SEED YIELD (lb/ac)	COLORIMETER HUNTER'S Rd b	MICRO- NAIRE (Reading)	OIL (%)	NITR OGEN (%)	
			2.5% S.L. (in.)	UNIFO- MITY (%)	STRE- NGTH (g/tex)	E						
1196	STV 4892 BR	5.00	1.15	84.8	29.5	8.4	66.0	8.3	5.20	1945	21.29	3.04
1268	FM 5044RR	5.10	1.20	83.6	29.5	7.5	68.0	8.1	5.15	1994	23.32	2.78
1270	DP 555BG/RR	4.60	1.20	83.5	28.0	7.1	70.0	7.3	4.65	1574	21.74	3.19
1269	DP 444BG/RR	4.35	1.20	85.5	29.5	8.3	66.5	7.9	4.45	2141	18.59	3.22
1168	PAYMASTER 1218BG/RR	5.10	1.10	84.1	28.5	8.3	67.0	8.0	5.40	2057	19.79	3.17
1232	SG 215 BR	4.90	1.10	83.9	26.5	8.3	69.5	9.0	4.95	1766	20.20	3.11
1266	STV NG 2448R	4.65	1.15	84.1	33.5	8.0	68.0	8.1	4.70	1700	22.04	3.44
1152	DPL 458 BG/RR	4.60	1.20	84.0	30.0	8.4	70.5	7.8	4.90	1623	19.35	2.94
1128	ACALA 1517-99	4.35	1.25	85.0	32.0	7.9	65.5	7.6	4.45	1672	22.53	3.17

1019 ALL TEX ATLAS	4.95	1.10	82.7	30.0	8.3	71.0	8.1	5.15	1579	21.27	3.10
. LSD	0.39	0.09	1.7	1.6	0.3	4.0	0.7	0.25	368	1.95	0.30

VARIETY CODE	VARIETY NAME	---GOSSYPOL LEVELS---			-----AREALOMETER DATA-----						
		PLUS (+)	MINUS (-)	TOTAL (%)	A ---(mm2/mm3)---	D	I	M (%)	p (microns)	w (mg/in)	t (microns)
1196	STV 4892 BR	1.66	1.21	2.87	401	36.8	1.89	78	59.25	5.71	3.0
1268	FM 5044RR	1.28	0.78	2.06
1270	DP 555BG/RR	0.80	0.55	1.35
1269	DP 444BG/RR	0.68	0.49	1.17
1168	PAYMASTER 1218BG/RR	0.88	0.60	1.48
1232	SG 215 BR	0.91	0.64	1.55
1266	STV NG 2448R	0.94	0.60	1.54
1152	DPL 458 BG/RR	1.42	1.19	2.61	414	31.8	1.80	82	54.63	5.12	2.9
1128	ACALA 1517-99	1.42	1.14	2.56	450	31.0	1.78	83	49.78	4.28	2.7
1019	ALL TEX ATLAS	0.94	0.73	1.67	402	31.3	1.79	83	55.92	5.39	3.0
. LSD		0.50	0.50	1.01	33.9	6.5	0.12	5	4.30	0.76	0.3

LOCATION=STONEVILLE, MS

VARIETY CODE	VARIETY NAME	LINT	BOLL	LINT PERCENT	SEED INDEX	YARN	DIGITAL FIBROGRAPH		STELOMETER	
		YIELD (lb/acre)	SIZE (g/boll)			TENACITY (mN/TEX)	2.5% S.L. (inches)	50% S.L. (inches)	T1 (mN/tex)	E1 (%)
1232	SG 215 BR	1663	55.2	39.0	10.7	114	1.13	0.59	164	8.8
1269	DP 444BG/RR	1655	56.3	41.2	9.9	145	1.19	0.61	217	8.5
1168	PAYMASTER 1218BG/RR	1653	59.7	39.8	10.9	125	1.14	0.58	182	7.8
1268	FM 5044RR	1615	64.8	39.0	11.6	143	1.19	0.59	201	7.2
1196	STV 4892 BR	1601	55.2	40.1	11.1	138	1.18	0.60	207	7.5
1266	STV NG 2448R	1453	59.1	38.8	11.6	163	1.21	0.62	235	5.8
1270	DP 555BG/RR	1392	47.3	42.0	8.2	137	1.21	0.58	209	6.9
1152	DPL 458 BG/RR	1337	50.5	38.8	9.3	141	1.23	0.61	224	8.0
1019	ALL TEX ATLAS	1308	61.9	35.6	11.7	138	1.17	0.59	216	7.9
1128	ACALA 1517-99	1136	52.8	36.7	11.6	165	1.29	0.64	250	6.3

. LSD		162	3.20	1.0	0.6	10	0.05	0.02	15	1.0		
SL-HVI Starlab (Calibrated to USDA SL-HVI Std.)												
VARIETY CODE	VARIETY NAME	MICRO-NAIRE (reading)	2.5% S.L. (in.)	UNIFO-MITY (%)	STRE-NGTH (g/tex)	E	COLORIMETER HUNTER'S Rd	b	MICRO-NAIRE (Reading)	SEED YIELD (lb/ac)	OIL (%)	NITR OGEN (%)
1232	SG 215 BR	5.10	1.10	84.9	26.5	8.5	77.5	9.2	5.15	2690	20.37	3.49
1269	DP 444BG/RR	4.35	1.20	86.5	30.0	8.1	77.5	8.9	4.40	2346	21.31	3.54
1168	PAYMASTER 1218BG/RR	5.10	1.10	85.0	28.5	8.3	76.5	8.9	5.05	2526	21.17	3.43
1268	FM 5044RR	4.85	1.20	84.3	31.0	7.7	76.5	8.8	5.00	2505	20.33	3.35
1196	STV 4892 BR	5.15	1.20	85.6	32.5	8.6	74.5	9.4	5.25	2320	19.85	3.29
1266	STV NG 2448R	4.95	1.20	84.9	36.0	8.1	77.5	8.1	4.90	2406	20.32	3.32
1270	DP 555BG/RR	4.70	1.20	84.1	30.5	7.4	78.5	8.2	4.75	1882	18.55	3.35
1152	DPL 458 BG/RR	4.90	1.20	85.5	33.0	8.4	76.0	8.6	4.90	2053	18.52	3.09
1019	ALL TEX ATLAS	5.05	1.15	84.8	32.0	8.3	75.5	8.3	5.05	2341	20.65	3.45
1128	ACALA 1517-99	4.35	1.25	86.4	34.5	7.8	75.5	8.9	4.50	2067	20.66	3.61
. LSD		0.46	0.07	1.0	2.4	0.5	3.4	0.6	0.29	446	4.06	0.44

		---GOSSYPOL LEVELS---			-----AREALOMETER DATA-----							
VARIETY CODE	VARIETY NAME	PLUS (+)	MINUS (-)	TOTAL (%)	A	D	M	p	w	t		
					---(mm2/mm3)---			I	(%)	(microns)	(mg/in)	(microns)
1232	SG 215 BR	0.93	0.69	1.62		
1269	DP 444BG/RR	1.00	0.69	1.69		
1168	PAYMASTER 1218BG/RR	0.95	0.63	1.58		
1268	FM 5044RR	1.16	0.72	1.88		
1196	STV 4892 BR	1.11	0.79	1.90	392	32.5	1.81	81	58.17	5.75	3.1	
1266	STV NG 2448R	0.75	0.64	1.39		
1270	DP 555BG/RR	0.68	0.58	1.25		
1152	DPL 458 BG/RR	0.81	0.70	1.51	402	26.0	1.68	87	52.63	5.07	3.1	
1019	ALL TEX ATLAS	0.95	0.77	1.72	399	29.0	1.74	84	54.82	5.32	3.1	
1128	ACALA 1517-99	0.88	0.68	1.56	436	27.5	1.71	85	49.25	4.37	2.8	
. LSD		0.10	0.10	0.15	43.4	12.1	0.24	9	7.57	1.11	0.4	

VARIETY CODE	VARIETY NAME	LINT	BOLL	YARN		DIGITAL FIBROGRAPH		STELOMETER		
		YIELD (lb/acre)	SIZE (g/boll)	LINT PERCENT	SEED INDEX	TENACITY (mN/TEX)	2.5% S.L. (inches)	50% S.L. (inches)	T1 (mN/tex)	E1 (%)
1269	DP 444BG/RR	1548	5.00	43.5	9.5	142	1.18	0.57	212	8.7
1266	STV NG 2448R	1483	5.00	41.0	11.0	157	1.19	0.61	235	6.2
1268	FM 5044RR	1459	5.50	42.5	10.5	142	1.18	0.58	204	6.7
1270	DP 555BG/RR	1447	4.00	45.5	7.5	135	1.20	0.59	203	6.9
1196	STV 4892 BR	1426	5.00	42.5	10.0	130	1.14	0.58	205	8.6
1232	SG 215 BR	1303	4.00	42.5	10.0	115	1.12	0.57	175	9.4
1152	DPL 458 BG/RR	1254	4.50	42.5	8.5	130	1.19	0.58	214	9.0
1128	ACALA 1517-99	1225	5.00	40.5	11.0	156	1.27	0.62	233	7.8
1168	PAYMASTER 1218BG/RR	1210	5.00	41.5	10.5	121	1.12	0.57	182	7.2
1019	ALL TEX ATLAS	1129	5.50	37.0	12.0	137	1.15	0.58	216	9.1
.	LSD	183	1.68	1.4	1.5	8	0.04	0.03	8	0.7

SL-HVI Starlab (Calibrated to USDA SL-HVI Std.)

VARIETY CODE	VARIETY NAME	MICRO-	2.5%	UNIFO-	STRE-	COLORIMETER		MICRO-	SEED	OIL	NITR OGEN	
		NAIRE (reading)	S.L. (in.)	MITY (%)	NGTH (g/tex)	HUNTER'S Rd	b	NAIRE (Reading)	YIELD (lb/ac)			
1269	DP 444BG/RR	3.75	1.20	84.5	29.5	7.9	73.0	8.5	4.00	2061	22.13	2.94
1266	STV NG 2448R	4.45	1.20	85.1	37.0	8.0	73.0	8.7	4.60	2255	21.82	2.83
1268	FM 5044RR	4.00	1.20	84.8	33.0	7.8	72.0	8.5	3.90	2039	21.46	2.89
1270	DP 555BG/RR	4.10	1.20	83.8	29.5	7.5	73.0	8.6	4.20	1697	18.97	2.86
1196	STV 4892 BR	4.55	1.10	84.9	31.0	8.4	76.0	9.5	4.55	2103	20.06	2.83
1232	SG 215 BR	4.45	1.10	85.1	26.5	8.3	75.5	9.5	4.60	1653	20.14	2.61
1152	DPL 458 BG/RR	4.65	1.15	84.5	30.0	8.3	76.5	9.0	4.65	1790	19.88	2.40
1128	ACALA 1517-99	3.85	1.25	84.9	35.5	8.3	71.5	8.6	3.80	1862	22.67	2.70
1168	PAYMASTER 1218BG/RR	4.55	1.10	84.1	28.5	7.9	74.0	8.7	4.80	1710	22.78	2.70
1019	ALL TEX ATLAS	4.50	1.10	84.4	30.0	8.3	74.0	8.1	4.55	1950	22.97	2.88
.	LSD	0.52	0.07	1.3	2.7	0.7	4.0	1.1	0.43	434	1.82	0.35

---GOSSYPOL LEVELS---

-----AREALOMETER DATA-----

VARIETY CODE	VARIETY NAME	PLUS	MINUS	TOTAL	A	D	I	M	p	w	t
		(+)	(-)	(%)	---(mm2/mm3)---			(%)	(microns)	(mg/in)	(microns)
1269	DP 444BG/RR	1.10	0.75	1.85

1266	STV NG 2448R	0.78	0.59	1.37
1268	FM 5044RR	1.21	0.74	1.95
1270	DP 555BG/RR	0.78	0.61	1.39
1196	STV 4892 BR	1.34	0.98	2.32	449	46.3	2.06	72	57.57	4.96	2.6
1232	SG 215 BR	0.98	0.72	1.70
1152	DPL 458 BG/RR	1.02	0.81	1.83	430	41.3	1.97	75	57.64	5.18	2.8
1128	ACALA 1517-99	0.98	0.76	1.74	492	41.8	1.98	75	50.68	3.99	2.4
1168	PAYMASTER 1218BG/RR	0.98	0.63	1.61
1019	ALL TEX ATLAS	1.05	0.84	1.89	432	42.0	1.99	75	57.77	5.17	2.7
.	LSD	0.09	0.09	0.17	35.1	12.3	0.21	7	4.49	0.50	0.3

[RETURN TO 2004 NCVT COVER PAGE](#)



***Thank you for your interest in the ongoing work of the
National Cotton Variety Test Program.***

Questions or comments to: ekeene@ars.usda.gov

United States Department of Agriculture

**Agricultural Research Service
Mid-South Area
Crop Genetics and Production Research Unit
National Cotton Variety Test Program
P O Box 345
Stoneville, MS 38776
(662) 686-5241**

Fax (662) 686-5218



Other links:

[Crop Genetics and Production Research Unit Home Page](#)

[Publications of the Crop Genetics & Production Research Unit](#)

[Jamie Whitten Delta States Research Center](#)

**All Internet Versions of the NCVT Publications are accessible through
either the Jamie Whitten Delta States Research Center or the
Crop Genetics and Production Research Unit sites**



2004 National Cotton Variety Test



Crop Genetics & Production Research Unit
P O Box 345
Stoneville, MS 38776

(662) 686-5378
(662) 686-5218 (fax)

National Cotton Variety Tests, 2004
Yield, Boll, Seed, Spinning and Data

2004 EASTERN REGIONAL COTTON VARIETY TEST

VARIETIES COMBINING LOCATIONS

VARIETY CODE	VARIETY NAME	LINT YIELD (lb/acre)	BOLL SIZE (g/boll)	LINT PERCENT	SEED INDEX	YARN TENACITY (mN/TEX)	DIGITAL FIBROGRAPH 2.5% S.L. (inches)	DIGITAL FIBROGRAPH 50% S.L. (inches)	STELOMETER T1 (mN/tex)	STELOMETER E1 (%)
1266	STV NG 2448R	1303	5.57	42.3	10.2	145	1.11	0.56	235	6.5
1196	STV 4892 BR	1220	4.98	44.6	9.8	123	1.11	0.57	203	8.7
1268	FM 5044RR	1216	5.62	43.4	10.3	127	1.13	0.55	200	6.7
1264	DP 444	1207	4.75	44.3	9.2	131	1.13	0.56	204	8.5
1267	FM 989BR	1087	4.98	41.8	10.2	146	1.18	0.58	229	6.9
1152	DPL 458 BG/RR	1050	4.46	41.1	8.6	135	1.16	0.58	216	8.8
1265	DP 451	1043	4.68	39.4	9.6	120	1.16	0.58	187	8.5
1128	ACALA 1517-99	833	4.72	40.1	11.1	155	1.24	0.61	241	8.0
1019	ALL TEX ATLAS	666	5.58	38.6	11.4	130	1.11	0.58	211	8.4
.	LSD	255	0.60	2.0	1.0	23	0.05	0.03	24	0.6

VARIETY CODE	VARIETY NAME	MICRO-NAIRE (reading)	SL-HVI Starlab (Calibrated to USDA SL-HVI Std.)				SEED YIELD (lb/ac)	OIL (%)	NITROGEN (%)			
			2.5% S.L. (in.)	UNIFORMITY (%)	STRENGTH (g/tex)	COLORIMETER HUNTER'S Rd						
1266	STV NG 2448R	5.10	1.08	83.5	30.3	7.7	76.5	8.7	5.10	1783	21.43	3.27
1196	STV 4892 BR	5.15	1.08	83.8	28.3	8.5	75.3	9.5	5.28	1519	19.67	3.46
1268	FM 5044RR	4.78	1.10	83.3	27.5	7.4	76.0	9.5	5.05	1589	22.24	3.21
1264	DP 444	4.38	1.13	84.4	27.5	8.3	76.5	9.4	4.50	1523	20.95	3.56
1267	FM 989BR	4.60	1.18	83.7	28.8	8.0	78.5	8.3	4.68	1516	21.27	3.17
1152	DPL 458 BG/RR	4.83	1.13	84.1	28.8	8.5	77.0	8.7	4.93	1503	18.97	3.21
1265	DP 451	4.83	1.15	84.3	26.5	8.1	76.8	8.9	4.98	1610	20.98	3.22
1128	ACALA 1517-99	4.38	1.20	84.4	31.3	8.2	75.0	8.9	4.45	1243	21.07	3.57
1019	ALL TEX ATLAS	4.73	1.10	83.4	29.0	8.5	72.5	9.1	4.78	1056	21.68	3.38
.	LSD	0.64	0.05	1.1	2.7	0.5	3.1	0.7	0.75	395	0.90	0.22

VARIETY CODE	VARIETY NAME	---GOSSYPOL LEVELS---			-----AREALOMETER DATA-----					
		PLUS	MINUS	TOTAL	A	D	M	p	w	t

CODE	NAME	(+)	(-)	(%)	---(mm2/mm3)---		I	(%)	(microns)	(mg/in)	(microns)
1266	STV NG 2448R	0.74	0.55	1.29
1196	STV 4892 BR	1.01	0.70	1.71	406	37.9	1.89	78	58.73	5.81	3.1
1268	FM 5044RR	1.04	0.64	1.67
1264	DP 444	0.90	0.61	1.51
1267	FM 989BR	0.76	0.59	1.35
1152	DPL 458 BG/RR	0.84	0.65	1.49	419	36.0	1.87	79	56.13	5.27	2.9
1265	DP 451	0.98	0.62	1.60
1128	ACALA 1517-99	0.79	0.58	1.37	445	36.5	1.88	78	53.19	4.64	2.7
1019	ALL TEX ATLAS	0.78	0.61	1.39	443	38.9	1.92	77	54.77	4.93	2.8
.	LSD	0.09	0.08	0.16	82.7	18.7	0.34	13	1.92	1.53	0.8

REGION=EASTERN

REGION=EASTERN

REGION=EASTERN

INDIVIDUAL COMPONENT DATA

BOLL SIZE, GRAM PER BOLL

FM 5044RR	5.62
ALL TEX ATLAS	5.58
STV NG 2448R	5.57
STV 4892 BR	4.98
FM 989BR	4.98
DP 444	4.75
ACALA 1517-99	4.72
DP 451	4.68
DPL 458 BG/RR	4.46
LSD	0.60

LINT PERCENT

STV 4892 BR	44.6
DP 444	44.3
FM 5044RR	43.4
STV NG 2448R	42.3
FM 989BR	41.8
DPL 458 BG/RR	41.1
ACALA 1517-99	40.1
DP 451	39.4
ALL TEX ATLAS	38.6
LSD	2.0

SEED INDEX

ALL TEX ATLAS	11.4
ACALA 1517-99	11.1
FM 5044RR	10.3
STV NG 2448R	10.2
FM 989BR	10.2
STV 4892 BR	9.8
DP 451	9.6
DP 444	9.2
DPL 458 BG/RR	8.6
LSD	1.0

2.5% S.L. (INCHES)

ACALA 1517-99	1.20
FM 989BR	1.18
DP 451	1.15
DP 444	1.13
DPL 458 BG/RR	1.13
ALL TEX ATLAS	1.10
FM 5044RR	1.10
STV NG 2448R	1.08
STV 4892 BR	1.08
LSD	0.05

UR (PERCENT)

ACALA 1517-99	84.4
DP 444	84.4
DP 451	84.3
DPL 458 BG/RR	84.1
STV 4892 BR	83.8
FM 989BR	83.7
STV NG 2448R	83.5
ALL TEX ATLAS	83.4
FM 5044RR	83.3
LSD	1.1

STRENGTH (G/TEX)

ACALA 1517-99	31.3
STV NG 2448R	30.3
ALL TEX ATLAS	29.0
DPL 458 BG/RR	28.8
FM 989BR	28.8
STV 4892 BR	28.3
DP 444	27.5
FM 5044RR	27.5
DP 451	26.5
LSD	2.7

E

DPL 458 BG/RR	8.5
ALL TEX ATLAS	8.5
STV 4892 BR	8.5
DP 444	8.3
ACALA 1517-99	8.2
DP 451	8.1
FM 989BR	8.0

MICRONAIRE (SL-HVI)

STV 4892 BR	5.28
STV NG 2448R	5.10
FM 5044RR	5.05
DP 451	4.98
DPL 458 BG/RR	4.93
ALL TEX ATLAS	4.78
FM 989BR	4.68

COLORIMETER - Rd

FM 989BR	78.5
DPL 458 BG/RR	77.0
DP 451	76.8
STV NG 2448R	76.5
DP 444	76.5
FM 5044RR	76.0
STV 4892 BR	75.3

STV NG 2448R	7.7	DP 444	4.50	ACALA 1517-99	75.0
FM 5044RR	7.4	ACALA 1517-99	4.45	ALL TEX ATLAS	72.5
LSD	0.5	LSD	0.75	LSD	3.1

 COLORIMETER - b

STV 4892 BR	9.5
FM 5044RR	9.5
DP 444	9.4
ALL TEX ATLAS	9.1
DP 451	8.9
ACALA 1517-99	8.9
DPL 458 BG/RR	8.7
STV NG 2448R	8.7
FM 989BR	8.3
LSD	0.7

 MICRONAIRE

STV 4892 BR	5.15
STV NG 2448R	5.10
DP 451	4.83
DPL 458 BG/RR	4.83
FM 5044RR	4.78
ALL TEX ATLAS	4.73
FM 989BR	4.60
DP 444	4.38
ACALA 1517-99	4.38
LSD	0.64

 STELOMETER - E1

DPL 458 BG/RR	8.8
STV 4892 BR	8.7
DP 444	8.5
DP 451	8.5
ALL TEX ATLAS	8.4
ACALA 1517-99	8.0
FM 989BR	6.9
FM 5044RR	6.7
STV NG 2448R	6.5
LSD	0.6

 STELOMETER - T1

ACALA 1517-99	241
STV NG 2448R	235
FM 989BR	229
DPL 458 BG/RR	216
ALL TEX ATLAS	211
DP 444	204
STV 4892 BR	203
FM 5044RR	200
DP 451	187
LSD	24

 FIBROGRAPH--50% S.L.

ACALA 1517-99	0.61
DP 451	0.58
FM 989BR	0.58
DPL 458 BG/RR	0.58
ALL TEX ATLAS	0.58
STV 4892 BR	0.57
DP 444	0.56
STV NG 2448R	0.56
FM 5044RR	0.55
LSD	0.03

 FIBROGRAPH--2.5% S.L.

ACALA 1517-99	1.24
FM 989BR	1.18
DP 451	1.16
DPL 458 BG/RR	1.16
DP 444	1.13
FM 5044RR	1.13
ALL TEX ATLAS	1.11
STV 4892 BR	1.11
STV NG 2448R	1.11
LSD	0.05

 YARN TENACITY

ACALA 1517-99	155
FM 989BR	146
STV NG 2448R	145
DPL 458 BG/RR	135
DP 444	131
ALL TEX ATLAS	130
FM 5044RR	127
STV 4892 BR	123
DP 451	120
LSD	23

 AREALOMETER - A (mm²/mm³)

ACALA 1517-99	445
ALL TEX ATLAS	443
DPL 458 BG/RR	419
STV 4892 BR	406
FM 989BR	.
STV NG 2448R	.
DP 444	.
FM 5044RR	.
DP 451	.
LSD	82.7

 AREALOMETER - D (mm²/mm³)

ALL TEX ATLAS	38.9
STV 4892 BR	37.9
ACALA 1517-99	36.5
DPL 458 BG/RR	36.0
FM 989BR	.
STV NG 2448R	.
DP 444	.
FM 5044RR	.
DP 451	.
LSD	18.7

 AREALOMETER - I

ALL TEX ATLAS	1.92
STV 4892 BR	1.89
ACALA 1517-99	1.88
DPL 458 BG/RR	1.87
FM 989BR	.

 AREALOMETER - M (PERCENT)

DPL 458 BG/RR	79
STV 4892 BR	78
ACALA 1517-99	78
ALL TEX ATLAS	77
FM 989BR	.

 AREALOMETER - p (Microns)

STV 4892 BR	58.73
DPL 458 BG/RR	56.13
ALL TEX ATLAS	54.77
ACALA 1517-99	53.19
FM 989BR	.

STV NG 2448R	.
DP 444	.
FM 5044RR	.
DP 451	.
LSD	0.34

STV NG 2448R	.
DP 444	.
FM 5044RR	.
DP 451	.
LSD	13

STV NG 2448R	.
DP 444	.
FM 5044RR	.
DP 451	.
LSD	1.92

AREALOMETER - w (MG/INCH)

STV 4892 BR	5.81
DPL 458 BG/RR	5.27
ALL TEX ATLAS	4.93
ACALA 1517-99	4.64
FM 989BR	.
STV NG 2448R	.
DP 444	.
FM 5044RR	.
DP 451	.
LSD	1.53

AREALOMETER - t (MICRONS)

STV 4892 BR	3.1
DPL 458 BG/RR	2.9
ALL TEX ATLAS	2.8
ACALA 1517-99	2.7
FM 989BR	.
STV NG 2448R	.
DP 444	.
FM 5044RR	.
DP 451	.
LSD	0.8

SEED YIELD (LB/ACRE)

STV NG 2448R	1783
DP 451	1610
FM 5044RR	1589
DP 444	1523
STV 4892 BR	1519
FM 989BR	1516
DPL 458 BG/RR	1503
ACALA 1517-99	1243
ALL TEX ATLAS	1056
LSD	395

OIL (PERCENT)

FM 5044RR	22.24
ALL TEX ATLAS	21.68
STV NG 2448R	21.43
FM 989BR	21.27
ACALA 1517-99	21.07
DP 451	20.98
DP 444	20.95
STV 4892 BR	19.67
DPL 458 BG/RR	18.97
LSD	0.90

NITROGEN (PERCENT)

ACALA 1517-99	3.57
DP 444	3.56
STV 4892 BR	3.46
ALL TEX ATLAS	3.38
STV NG 2448R	3.27
DP 451	3.22
FM 5044RR	3.21
DPL 458 BG/RR	3.21
FM 989BR	3.17
LSD	0.22

PLUS GOSSYPOL

FM 5044RR	1.04
STV 4892 BR	1.01
DP 451	0.98
DP 444	0.90
DPL 458 BG/RR	0.84
ACALA 1517-99	0.79
ALL TEX ATLAS	0.78
FM 989BR	0.76
STV NG 2448R	0.74
LSD	0.09

MINUS GOSSYPOL

STV 4892 BR	0.70
DPL 458 BG/RR	0.65
FM 5044RR	0.64
DP 451	0.62
DP 444	0.61
ALL TEX ATLAS	0.61
FM 989BR	0.59
ACALA 1517-99	0.58
STV NG 2448R	0.55
LSD	0.08

TOTAL GOSSYPOL (PERCENT)

STV 4892 BR	1.71
FM 5044RR	1.67
DP 451	1.60
DP 444	1.51
DPL 458 BG/RR	1.49
ALL TEX ATLAS	1.39
ACALA 1517-99	1.37
FM 989BR	1.35
STV NG 2448R	1.29
LSD	0.16

LOCATION	LINT	BOLL	LINT	SEED	YARN	DIGITAL FIBROGRAPH		STELOMETER	
	YIELD	SIZE				PERCENT	INDEX	TENACITY	2.5% S.L.
	(lb/acre)	(g/boll)			(mN/TEX)	(inches)	(inches)	(mN/tex)	(%)
BELLE MINA, AL	1125	4.88	41.4	9.8	136	1.16	0.57	211	8.3
AUBURN, AL	1014	5.19	42.0	10.2	133	1.13	0.57	217	7.4

LOCATION	MICRO-NAIRE	SL-HVI Starlab (Calibrated to USDA SL-HVI Std.)				COLORIMETER	MICRO-NAIRE	SEED	OIL	NITR	
		2.5% S.L.	UNIFORMITY	STRENGTH	SEED						
	(reading)	(in.)	(%)	(g/tex)	E	HUNTER'S	(Reading)	(lb/ac)	(%)	(%)	
						Rd	b				
BELLE MINA, AL	4.10	1.16	84.4	27.9	7.9	76.6	8.9	4.12	1576	21.01	2.95
AUBURN, AL	5.40	1.09	83.4	29.4	8.3	75.4	9.1	5.60	1389	20.83	3.72

LOCATION	---GOSSYPOL LEVELS---			-----AREALOMETER DATA-----						
	PLUS	MINUS	TOTAL	A	D	I	M	p	w	t
	(+)	(-)	(%)	---(mm2/mm3)---			(%)	(microns)	(mg/in)	(microns)
BELLE MINA, AL	0.91	0.65	1.56	482	48.6	2.10	70	54.88	4.43	2.4
AUBURN, AL	0.83	0.58	1.42	375	26.0	1.68	86	56.53	5.89	3.3

LOCATION=AUBURN, AL

VARIETY	VARIETY	LINT	BOLL	LINT	SEED	YARN	DIGITAL FIBROGRAPH		STELOMETER	
		YIELD	SIZE				PERCENT	INDEX	TENACITY	2.5% S.L.
CODE	NAME	(lb/acre)	(g/boll)			(mN/TEX)	(inches)	(inches)	(mN/tex)	(%)
1268	FM 5044RR	1209	5.94	44.0	10.7	126	1.09	0.54	197	6.2
1266	STV NG 2448R	1163	5.71	42.8	10.3	137	1.08	0.55	240	6.2
1267	FM 989BR	1145	5.39	42.3	10.7	147	1.16	0.59	245	6.7
1196	STV 4892 BR	1096	5.39	45.5	9.8	113	1.09	0.57	202	8.3
1264	DP 444	1030	4.81	44.5	9.6	126	1.11	0.57	199	8.1
1152	DPL 458 BG/RR	1013	4.53	41.3	8.6	137	1.15	0.57	220	8.3
1265	DP 451	969	4.67	40.3	9.3	119	1.15	0.58	188	7.8
1128	ACALA 1517-99	845	4.83	39.0	11.5	171	1.26	0.62	255	7.9
1019	ALL TEX ATLAS	655	5.47	38.5	11.3	125	1.09	0.56	209	7.8
.	LSD	178	0.52	1.4	0.7	12	0.05	0.03	12	0.9

VARIETY	VARIETY	SL-HVI Starlab (Calibrated to USDA SL-HVI Std.)				COLORIMETER	MICRO-NAIRE	SEED	OIL	NITR		
		2.5% S.L.	UNIFORMITY	STRENGTH	SEED							
		(reading)	(in.)	(%)	(g/tex)	E	HUNTER'S	(Reading)	(lb/ac)	(%)	(%)	
							Rd	b				
1268	FM 5044RR	5.30	1.05	82.7	28.0	7.4	75.0	9.7	5.65	1540	22.09	3.62
1266	STV NG 2448R	5.80	1.05	83.5	31.5	8.1	76.0	8.6	5.80	1556	21.12	3.64

1267	FM 989BR	5.25	1.15	83.4	30.0	8.2	79.0	8.6	5.45	1565	21.23	3.48
1196	STV 4892 BR	6.20	1.05	82.9	28.0	8.5	74.0	9.8	6.45	1312	20.13	3.92
1264	DP 444	4.90	1.10	83.5	27.0	8.3	76.0	9.6	5.20	1281	21.05	4.01
1152	DPL 458 BG/RR	5.50	1.10	83.9	29.5	8.7	76.5	8.8	5.80	1444	18.79	3.49
1265	DP 451	5.50	1.10	83.8	27.5	8.3	77.0	9.1	5.75	1437	21.04	3.67
1128	ACALA 1517-99	4.70	1.20	84.2	33.5	8.7	75.5	8.8	4.75	1317	20.55	3.92
1019	ALL TEX ATLAS	5.45	1.05	82.7	29.5	8.7	70.0	8.9	5.55	1046	21.47	3.77
.	LSD	0.45	0.12	1.6	2.2	0.5	3.4	1.1	0.72	224	0.83	0.32

VARIETY CODE	VARIETY NAME	---GOSSYPOL LEVELS---			-----AREALOMETER DATA-----						
		PLUS (+)	MINUS (-)	TOTAL (%)	A ---(mm2/mm3)---	D	I	M (%)	p (microns)	w (mg/in)	t (microns)
1268	FM 5044RR	1.01	0.61	1.62
1266	STV NG 2448R	0.71	0.55	1.26
1267	FM 989BR	0.77	0.59	1.35
1196	STV 4892 BR	1.00	0.68	1.68	332	21.5	1.59	90	59.96	6.98	3.8
1264	DP 444	0.83	0.56	1.39
1152	DPL 458 BG/RR	0.80	0.63	1.43	369	25.3	1.67	87	56.77	5.95	3.3
1265	DP 451	0.96	0.58	1.54
1128	ACALA 1517-99	0.76	0.54	1.30	415	30.3	1.77	83	53.50	4.99	2.9
1019	ALL TEX ATLAS	0.70	0.53	1.22	383	27.0	1.70	85	55.89	5.65	3.2
.	LSD	0.11	0.11	0.18	16.5	4.7	0.10	4	4.78	0.65	0.1

LOCATION=BELLE MINA, AL

VARIETY CODE	VARIETY NAME	LINT YIELD	BOLL SIZE	LINT PERCENT	SEED INDEX	YARN TENACITY	DIGITAL FIBROGRAPH		STELOMETER	
		(lb/acre)	(g/boll)			(mN/TEX)	2.5% S.L. (inches)	50% S.L. (inches)	T1 (mN/tex)	E1 (%)
1266	STV NG 2448R	1442	5.43	41.8	10.1	152	1.14	0.57	230	6.9
1264	DP 444	1385	4.69	44.0	8.8	136	1.15	0.55	208	8.9
1196	STV 4892 BR	1343	4.57	43.8	9.8	133	1.13	0.57	204	9.2
1268	FM 5044RR	1222	5.30	42.8	9.8	129	1.17	0.57	204	7.3
1265	DP 451	1116	4.68	38.5	9.9	122	1.18	0.58	186	9.2
1152	DPL 458 BG/RR	1087	4.38	41.0	8.6	134	1.18	0.58	212	9.4
1267	FM 989BR	1029	4.57	41.3	9.6	144	1.20	0.57	213	7.2
1128	ACALA 1517-99	822	4.62	41.3	10.6	140	1.22	0.61	226	8.2
1019	ALL TEX ATLAS	678	5.70	38.8	11.4	134	1.14	0.59	214	9.0
.	LSD	134	0.50	1.6	1.1	6	0.06	0.05	10	1.2

VARIETY CODE	VARIETY NAME	SL-HVI Starlab (Calibrated to USDA SL-HVI Std.)										
		MICRO-NAIRE (reading)	2.5% S.L. (in.)	UNIFO-MITY (%)	STRE-NGTH (g/tex)	E	RD	HUNTER'S b	MICRO-NAIRE (Reading)	SEED YIELD (lb/ac)	OIL (%)	NITR OGEN (%)
1266	STV NG 2448R	4.40	1.10	83.5	29.0	7.3	77.0	8.8	4.40	2010	21.75	2.91
1264	DP 444	3.85	1.15	85.3	28.0	8.3	77.0	9.1	3.80	1765	20.85	3.11
1196	STV 4892 BR	4.10	1.10	84.7	28.5	8.4	76.5	9.1	4.10	1727	19.22	2.99
1268	FM 5044RR	4.25	1.15	84.0	27.0	7.4	77.0	9.3	4.45	1638	22.39	2.81
1265	DP 451	4.15	1.20	84.8	25.5	7.9	76.5	8.8	4.20	1782	20.91	2.76
1152	DPL 458 BG/RR	4.15	1.15	84.3	28.0	8.3	77.5	8.7	4.05	1563	19.16	2.94
1267	FM 989BR	3.95	1.20	84.0	27.5	7.7	78.0	7.9	3.90	1467	21.32	2.86
1128	ACALA 1517-99	4.05	1.20	84.6	29.0	7.8	74.5	9.1	4.15	1169	21.59	3.23
1019	ALL TEX ATLAS	4.00	1.15	84.1	28.5	8.2	75.0	9.3	4.00	1066	21.88	2.99
.	LSD	0.84	0.09	1.2	1.4	0.7	3.6	1.0	0.62	185	1.22	0.28

VARIETY CODE	VARIETY NAME	---GOSSYPOL LEVELS---			-----AREALOMETER DATA-----						
		PLUS (+)	MINUS (-)	TOTAL (%)	A ---(mm2/mm3)---	D	I	M (%)	p (microns)	w (mg/in)	t (microns)
1266	STV NG 2448R	0.77	0.56	1.33
1264	DP 444	0.98	0.66	1.64
1196	STV 4892 BR	1.03	0.72	1.75	479	54.3	2.19	67	57.50	4.64	2.4
1268	FM 5044RR	1.06	0.67	1.73
1265	DP 451	1.01	0.66	1.67
1152	DPL 458 BG/RR	0.87	0.68	1.55	469	46.8	2.07	72	55.50	4.58	2.5
1267	FM 989BR	0.76	0.59	1.35
1128	ACALA 1517-99	0.83	0.62	1.45	475	42.8	2.00	74	52.88	4.30	2.5
1019	ALL TEX ATLAS	0.87	0.69	1.55	504	50.8	2.14	69	53.66	4.21	2.4
.	LSD	0.12	0.12	0.21	124	14.5	0.24	10	7.04	1.56	0.5

[RETURN TO 2004 NCVT COVER PAGE](#)



***Thank you for your interest in the ongoing work of the
National Cotton Variety Test Program.***

Questions or comments to: ekeene@ars.usda.gov

United States Department of Agriculture

**Agricultural Research Service
Mid-South Area
Crop Genetics and Production Research Unit
National Cotton Variety Test Program
P O Box 345
Stoneville, MS 38776
(662) 686-5241
Fax (662) 686-5218**



Other links:

[Crop Genetics and Production Research Unit Home Page](#)

[Publications of the Crop Genetics & Production Research Unit](#)

[Jamie Whitten Delta States Research Center](#)

**All Internet Versions of the NCVT Publications are accessible through
either the Jamie Whitten Delta States Research Center or the
Crop Genetics and Production Research Unit sites**



2004 National Cotton Variety Test



Crop Genetics & Production Research Unit
P O Box 345
Stoneville, MS 38776

(662) 686-5378
(662) 686-5218 (fax)

National Cotton Variety Tests, 2004
Yield, Boll, Seed, Spinning and Data

2004 HIGH QUALITY REGIONAL COTTON VARIETY TEST

VARIETIES COMBINING LOCATIONS

VARIETY CODE	VARIETY NAME	LINT	BOLL	LINT PERCENT	SEED INDEX	YARN TENACITY (mN/TEX)	DIGITAL FIBROGRAPH		STELOMETER	
		YIELD (lb/acre)	SIZE (g/boll)				2.5% S.L. (inches)	50% S.L. (inches)	T1 (mN/tex)	E1 (%)
1256	FM 960BR	1388	5.72	40.3	10.6	150	1.15	0.57	223	6.1
1241	DP 444 BR	1366	5.05	41.9	9.8	139	1.16	0.58	202	7.7
1224	DP 555 R/R	1358	4.68	43.2	8.0	126	1.16	0.55	197	7.0
1262	ST 5599BR	1318	5.79	40.6	10.5	129	1.16	0.56	201	6.7
1196	STV 4892 BR	1318	5.01	41.3	10.4	125	1.14	0.58	197	8.2
1255	FM 960B2R	1290	5.75	39.3	11.3	144	1.23	0.58	215	6.1
1273	PHY 800	1289	5.50	41.7	9.7	130	1.21	0.58	196	8.3
1257	FM 966LL	1267	5.82	39.4	11.4	155	1.20	0.60	233	6.3
1261	MD 09NE	1245	5.70	38.9	10.8	169	1.22	0.61	258	7.6
1249	FM 832 LL	1236	5.83	39.3	10.8	151	1.23	0.59	218	7.1
1254	DP 488BR	1227	5.56	40.2	9.9	137	1.21	0.58	207	7.8
1152	DPL 458 BG/RR	1215	4.81	39.8	9.1	133	1.19	0.58	207	8.1
1252	ARKOT 9308	1204	5.03	39.8	11.0	134	1.17	0.58	209	7.6
1260	GA 200061	1182	5.28	42.3	9.6	141	1.18	0.59	214	7.4
1259	GA 200042	1181	5.47	40.9	9.8	135	1.17	0.58	205	7.3
1253	ARKOT 9513	1169	5.31	40.2	10.5	141	1.20	0.60	214	7.9
1258	FM 800BR	1152	5.78	39.7	10.8	156	1.24	0.60	225	7.1
1263	TAM 98D-99NE	1016	5.08	36.6	10.0	147	1.19	0.59	220	7.5
1128	ACALA 1517-99	1008	5.01	38.1	11.0	157	1.24	0.60	243	7.1
.	LSD	138	0.32	0.8	0.4	4	0.02	0.02	11	0.5

VARIETY CODE	VARIETY NAME	MICRO- NAIRE (reading)	SL-HVI Starlab (Calibrated to USDA SL-HVI Std.)				SEED YIELD (lb/ac)	COLORIMETER HUNTER'S Rd	MICRO- NAIRE (Reading)	SEED YIELD (lb/ac)	OIL (%)	NITR OGEN (%)
			2.5% S.L. (in.)	UNIFO- MITY (%)	STRE- NGTH (g/tex)	E						
1256	FM 960BR	4.53	1.14	83.8	33.8	7.7	69.9	8.1	4.61	2025	21.01	3.23
1241	DP 444 BR	4.14	1.14	84.0	28.2	7.8	70.1	8.2	4.18	1951	21.33	3.56
1224	DP 555 R/R	4.56	1.16	83.2	28.4	7.2	72.5	7.8	4.65	1806	17.47	3.41

1262	ST 5599BR	4.57	1.15	83.5	30.4	7.6	70.3	8.6	4.64	1973	21.46	3.32
1196	STV 4892 BR	4.76	1.11	84.3	28.9	8.2	69.1	8.6	4.79	1873	19.00	3.42
1255	FM 960B2R	4.45	1.20	84.2	32.0	7.4	71.0	8.0	4.51	1950	21.70	3.34
1273	PHY 800	4.35	1.19	84.4	27.8	7.7	70.0	8.2	4.42	1783	18.48	3.51
1257	FM 966LL	4.48	1.19	84.7	34.1	7.6	70.6	7.8	4.49	2002	21.73	3.19
1261	MD 09NE	4.29	1.21	85.4	35.4	8.2	70.1	8.2	4.29	1932	20.89	3.46
1249	FM 832 LL	4.11	1.21	85.0	30.6	7.5	69.6	7.6	4.14	1898	20.16	3.32
1254	DP 488BR	4.48	1.19	84.4	29.9	7.7	69.8	8.8	4.49	1868	18.33	3.23
1152	DPL 458 BG/RR	4.79	1.15	83.7	29.8	8.1	72.4	8.3	4.79	1819	19.05	3.14
1252	ARKOT 9308	4.88	1.15	84.9	31.6	8.4	69.6	8.2	4.96	1845	20.65	3.57
1260	GA 200061	4.47	1.18	84.5	31.2	7.9	69.4	8.5	4.53	1618	16.74	3.64
1259	GA 200042	4.46	1.16	83.8	30.2	7.8	69.8	8.4	4.51	1679	18.56	3.66
1253	ARKOT 9513	4.44	1.18	85.2	31.2	8.1	68.1	8.4	4.51	1726	19.71	3.52
1258	FM 800BR	4.00	1.21	85.2	31.4	7.6	71.6	7.6	3.99	1789	20.55	3.58
1263	TAM 98D-99NE	4.63	1.19	84.6	35.0	8.4	70.4	8.1	4.63	1809	20.62	3.61
1128	ACALA 1517-99	4.16	1.23	85.0	33.1	7.8	68.1	8.3	4.19	1653	20.90	3.53
.	LSD	0.21	0.03	0.6	1.1	0.2	1.5	0.3	0.21	204	0.80	0.15

---GOSSYPOL LEVELS---

-----AREALOMETER DATA-----

VARIETY CODE	VARIETY NAME	PLUS (+)	MINUS (-)	TOTAL (%)	A ---(mm2/mm3)---	D	I	M (%)	p (microns)	w (mg/in)	t (microns)
1256	FM 960BR	0.74	0.57	1.30	435	33.1	1.82	81	52.46	4.70	2.8
1241	DP 444 BR	0.92	0.59	1.51	469	41.9	1.97	75	52.95	4.42	2.5
1224	DP 555 R/R	0.72	0.54	1.26	429	34.6	1.84	80	54.08	4.93	2.8
1262	ST 5599BR	1.03	0.62	1.65	434	39.6	1.93	77	56.38	5.14	2.8
1196	STV 4892 BR	1.05	0.74	1.78	422	43.1	2.00	74	59.53	5.52	2.8
1255	FM 960B2R	0.74	0.58	1.32	430	37.9	1.90	78	55.61	5.09	2.8
1273	PHY 800	0.78	0.60	1.38	460	44.4	2.02	73	55.21	4.69	2.6
1257	FM 966LL	0.74	0.64	1.39	441	33.7	1.82	81	51.95	4.62	2.8
1261	MD 09NE	0.90	0.75	1.65	454	36.5	1.88	79	52.10	4.47	2.6
1249	FM 832 LL	0.62	0.52	1.14	470	35.0	1.85	80	49.42	4.10	2.6
1254	DP 488BR	0.90	0.71	1.61	443	39.8	1.94	76	55.17	4.86	2.7
1152	DPL 458 BG/RR	0.83	0.64	1.46	419	37.7	1.90	78	56.98	5.29	2.9
1252	ARKOT 9308	1.16	0.72	1.88	406	33.8	1.83	81	56.36	5.41	3.0
1260	GA 200061	0.81	0.57	1.38	446	39.1	1.93	77	54.26	4.75	2.7
1259	GA 200042	0.81	0.62	1.42	438	40.8	1.96	76	56.21	5.02	2.7
1253	ARKOT 9513	0.82	0.63	1.45	449	40.9	1.95	76	54.79	4.79	2.7
1258	FM 800BR	0.67	0.55	1.22	483	33.8	1.82	81	47.47	3.84	2.5
1263	TAM 98D-99NE	1.00	0.69	1.69	429	38.1	1.91	78	56.00	5.12	2.8
1128	ACALA 1517-99	0.79	0.58	1.38	465	36.5	1.88	79	50.84	4.26	2.6
.	LSD	0.06	0.05	0.11	19.4	4.6	0.08	3	1.86	0.30	0.1

HIGH QUALITY SUB-REGION INCLUDING: COLLEGE STATION, TX; BOSSIER CITY, LA; STONEVILLE, MS; PORTAGEVILLE, AR; KEISER, AR; AND LUBBOCK, TX

VARIETY CODE	VARIETY NAME	LINT YIELD (lb/acre)	BOLL SIZE (g/boll)	LINT PERCENT	SEED INDEX	YARN TENACITY (mN/TEX)	DIGITAL FIBROGRAPH 2.5% S.L. (inches)	50% S.L. (inches)	STELOMETER T1 (mN/tex)	E1 (%)
1241	DP 444 BR	1457	5.05	40.7	10.0	139	1.17	0.58	202	7.5
1256	FM 960BR	1440	5.70	39.2	10.8	151	1.16	0.57	224	6.1
1262	ST 5599BR	1385	5.72	39.5	10.7	132	1.16	0.56	202	6.6
1224	DP 555 R/R	1384	4.52	42.3	8.0	127	1.16	0.54	195	6.9

1196	STV 4892 BR	1348	4.91	40.3	10.3	126	1.14	0.57	197	8.0
1255	FM 960B2R	1344	5.73	38.3	11.5	147	1.24	0.59	218	6.0
1257	FM 966LL	1325	5.80	38.2	11.6	156	1.20	0.59	232	6.2
1273	PHY 800	1317	5.29	40.7	9.7	131	1.21	0.58	197	8.1
1249	FM 832 LL	1303	5.82	38.6	10.9	153	1.24	0.60	221	7.1
1261	MD 09NE	1260	5.79	37.9	10.9	171	1.23	0.62	258	7.5
1253	ARKOT 9513	1249	5.18	38.9	10.4	144	1.20	0.60	215	7.6
1258	FM 800BR	1241	5.88	38.9	11.0	157	1.25	0.60	227	7.0
1252	ARKOT 9308	1215	4.87	38.6	11.1	135	1.18	0.58	210	7.6
1254	DP 488BR	1212	5.45	39.1	9.9	138	1.21	0.57	204	7.7
1152	DPL 458 BG/RR	1197	4.72	38.9	9.1	135	1.19	0.57	210	7.6
1259	GA 200042	1166	5.42	39.8	9.9	136	1.18	0.58	202	7.1
1260	GA 200061	1156	5.21	41.1	9.7	143	1.19	0.59	213	7.3
1128	ACALA 1517-99	1083	4.97	37.3	11.1	159	1.25	0.60	245	7.0
1263	TAM 98D-99NE	1016	5.08	36.6	10.0	147	1.19	0.59	220	7.5
.	LSD	150	0.41	0.9	0.5	5	0.03	0.02	13	0.6

SL-HVI Starlab (Calibrated to USDA SL-HVI Std.)

VARIETY CODE	VARIETY NAME	MICRO-NAIRE (reading)	2.5% S.L. (in.)	UNIFORMITY (%)	STRENGTH (g/tex)	E	COLORIMETER HUNTER'S Rd	b	MICRO-NAIRE (Reading)	SEED YIELD (lb/ac)	OIL (%)	NITROGEN (%)
1241	DP 444 BR	4.16	1.15	83.7	28.3	7.7	68.9	8.1	4.18	2160	21.19	3.66
1256	FM 960BR	4.50	1.15	83.7	34.2	7.6	68.3	7.9	4.57	2165	20.76	3.34
1262	ST 5599BR	4.54	1.16	83.4	31.0	7.5	68.9	8.4	4.60	2144	21.06	3.41
1224	DP 555 R/R	4.54	1.16	82.7	28.6	7.2	71.0	7.7	4.63	1912	17.27	3.47
1196	STV 4892 BR	4.71	1.11	83.9	29.1	8.1	67.8	8.4	4.72	1983	18.92	3.48
1255	FM 960B2R	4.38	1.20	84.2	32.4	7.3	70.6	7.8	4.43	2082	21.27	3.46
1257	FM 966LL	4.44	1.19	84.5	34.5	7.5	69.1	7.5	4.41	2180	21.47	3.23
1273	PHY 800	4.25	1.19	84.3	28.2	7.7	69.6	8.1	4.30	1878	18.09	3.50
1249	FM 832 LL	4.21	1.22	85.0	31.3	7.4	68.3	7.6	4.21	2035	20.04	3.39
1261	MD 09NE	4.24	1.21	85.4	35.9	8.1	68.9	8.0	4.24	2022	20.44	3.54
1253	ARKOT 9513	4.43	1.18	85.2	31.7	8.1	66.9	8.3	4.46	1905	19.11	3.62
1258	FM 800BR	4.10	1.21	85.1	31.7	7.5	69.9	7.5	4.13	1980	20.55	3.63
1252	ARKOT 9308	4.82	1.15	84.6	31.8	8.3	67.8	8.1	4.88	1946	20.27	3.63
1254	DP 488BR	4.44	1.18	84.0	30.4	7.6	68.1	8.7	4.42	1933	17.99	3.30
1152	DPL 458 BG/RR	4.74	1.16	83.6	30.2	8.0	70.9	8.1	4.74	1860	18.79	3.20
1259	GA 200042	4.40	1.16	83.6	30.6	7.7	68.3	8.3	4.39	1723	18.04	3.76
1260	GA 200061	4.43	1.18	84.4	31.6	7.8	68.4	8.4	4.50	1658	16.33	3.72
1128	ACALA 1517-99	4.13	1.24	85.1	33.5	7.7	66.6	8.0	4.16	1818	20.91	3.58
1263	TAM 98D-99NE	4.63	1.19	84.6	35.0	8.4	70.4	8.1	4.63	1809	20.62	3.61
.	LSD	0.24	0.04	0.7	1.3	0.3	1.8	0.4	0.23	230	0.96	0.18

---GOSSYPOL LEVELS---

-----AREALOMETER DATA-----

VARIETY CODE	VARIETY NAME	PLUS (+)	MINUS (-)	TOTAL (%)	A --- (mm2/mm3) ---	D	I	M (%)	p (microns)	w (mg/in)	t (microns)
1241	DP 444 BR	0.88	0.56	1.44	466	41.6	1.96	75	53.01	4.46	2.6
1256	FM 960BR	0.71	0.55	1.25	436	32.4	1.80	82	51.93	4.66	2.8
1262	ST 5599BR	0.97	0.57	1.53	427	39.7	1.94	77	57.44	5.32	2.8
1224	DP 555 R/R	0.66	0.49	1.15	433	35.2	1.85	80	53.73	4.87	2.8
1196	STV 4892 BR	0.99	0.69	1.69	423	42.8	1.99	75	59.30	5.48	2.8
1255	FM 960B2R	0.68	0.54	1.23	437	38.7	1.91	78	55.11	5.00	2.8
1257	FM 966LL	0.71	0.62	1.33	445	34.7	1.84	80	51.89	4.58	2.8
1273	PHY 800	0.75	0.57	1.32	465	45.2	2.03	73	54.85	4.61	2.6
1249	FM 832 LL	0.60	0.50	1.10	465	33.7	1.82	81	49.33	4.15	2.6
1261	MD 09NE	0.87	0.72	1.59	456	36.3	1.87	79	51.72	4.43	2.6
1253	ARKOT 9513	0.76	0.58	1.35	451	39.9	1.94	76	54.13	4.72	2.7
1258	FM 800BR	0.65	0.54	1.19	476	31.5	1.78	83	46.90	3.86	2.6
1252	ARKOT 9308	1.11	0.67	1.77	409	33.1	1.81	81	55.40	5.29	3.0

1254 DP 488BR	0.87	0.67	1.54	448	40.5	1.95	76	54.86	4.78	2.7
1152 DPL 458 BG/RR	0.78	0.59	1.37	422	36.8	1.88	78	56.05	5.17	2.8
1259 GA 200042	0.77	0.58	1.35	445	41.6	1.97	75	55.70	4.90	2.7
1260 GA 200061	0.76	0.54	1.30	447	38.8	1.92	77	54.00	4.72	2.7
1128 ACALA 1517-99	0.75	0.55	1.30	467	36.6	1.88	79	50.44	4.21	2.6
1263 TAM 98D-99NE	1.00	0.69	1.69	429	38.1	1.91	78	56.00	5.12	2.8
. LSD	0.07	0.06	0.12	22.5	5.3	0.10	4	2.23	0.33	0.2

HIGH QUALITY SUB-REGION INCLUDING: FLORENCE, SC AND BELLE MINA, AL

VARIETY CODE	VARIETY NAME	LINT YIELD (lb/acre)	BOLL SIZE (g/boll)	LINT PERCENT	SEED INDEX	YARN TENACITY (mN/TEX)	DIGITAL FIBROGRAPH 2.5% S.L. (inches)	DIGITAL FIBROGRAPH 50% S.L. (inches)	STELOMETER T1 (mN/tex)	STELOMETER E1 (%)
1224 DP 555 R/R		1277	5.06	46.2	7.9	125	1.16	0.56	203	7.3
1254 DP 488BR		1272	5.82	43.2	9.7	134	1.22	0.60	217	8.2
1152 DPL 458 BG/RR		1269	5.05	42.7	8.9	130	1.20	0.59	202	9.2
1260 GA 200061		1260	5.44	45.7	9.4	137	1.18	0.61	215	7.5
1256 FM 960BR		1233	5.76	43.5	10.0	146	1.12	0.57	220	6.1
1196 STV 4892 BR		1229	5.27	44.4	10.6	122	1.15	0.60	197	8.9
1259 GA 200042		1224	5.59	44.2	9.6	133	1.15	0.58	211	7.6
1261 MD 09NE		1200	5.45	42.0	10.6	162	1.19	0.61	257	7.8
1252 ARKOT 9308		1170	5.42	43.3	10.6	133	1.16	0.59	206	7.5
1273 PHY 800		1147	6.55	46.7	9.9	124	1.18	0.57	189	9.4
1255 FM 960B2R		1128	5.79	42.3	10.9	135	1.20	0.58	207	6.3
1262 ST 5599BR		1118	5.97	43.8	10.2	122	1.14	0.56	199	7.1
1257 FM 966LL		1093	5.86	42.8	11.0	152	1.19	0.60	234	6.5
1241 DP 444 BR		1092	5.06	45.3	9.3	138	1.15	0.58	200	8.3
1249 FM 832 LL		1036	5.87	41.3	10.5	144	1.21	0.59	212	7.0
1253 ARKOT 9513		929	5.62	44.3	10.7	134	1.19	0.61	210	8.7
1258 FM 800BR		883	5.54	42.1	10.3	152	1.23	0.61	217	7.2
1128 ACALA 1517-99		783	5.11	40.5	10.8	150	1.22	0.60	240	7.3
. LSD		259	0.44	1.8	0.5	7	0.04	0.03	21	1.0

SL-HVI Starlab (Calibrated to USDA SL-HVI Std.)												
VARIETY CODE	VARIETY NAME	MICRO-NAIRE (reading)	2.5% S.L. (in.)	UNIFORMITY (%)	STRENGTH (g/tex)	SEED E	COLORIMETER HUNTER'S Rd	MICRO-NAIRE (Reading) b	SEED YIELD (lb/ac)	OIL (%)	NITROGEN (%)	
1224 DP 555 R/R		4.63	1.15	84.2	28.0	7.5	76.3	8.1	4.70	1488	17.98	3.27
1254 DP 488BR		4.60	1.20	85.7	28.5	8.1	75.0	9.1	4.70	1674	19.35	3.05
1152 DPL 458 BG/RR		4.90	1.13	84.2	28.8	8.4	76.0	8.7	4.90	1696	19.70	2.99
1260 GA 200061		4.60	1.18	85.1	30.0	8.1	72.3	8.6	4.63	1497	18.00	3.40
1256 FM 960BR		4.60	1.10	84.2	32.5	8.1	74.5	8.4	4.73	1606	21.79	2.88
1196 STV 4892 BR		4.88	1.10	85.2	28.3	8.4	72.5	9.2	4.98	1544	19.19	3.26
1259 GA 200042		4.65	1.15	84.4	29.0	8.1	74.3	8.7	4.88	1547	20.11	3.39
1261 MD 09NE		4.45	1.20	85.5	34.0	8.4	73.5	8.8	4.43	1664	22.22	3.21
1252 ARKOT 9308		5.08	1.15	85.8	30.8	8.7	75.0	8.7	5.20	1543	21.80	3.39
1273 PHY 800		4.85	1.20	84.6	25.5	7.7	72.0	8.7	5.00	1309	20.42	3.59
1255 FM 960B2R		4.63	1.20	84.0	31.0	7.6	72.0	8.3	4.70	1556	22.77	3.04
1262 ST 5599BR		4.65	1.13	83.7	28.8	7.9	73.8	9.1	4.73	1459	22.44	3.10
1257 FM 966LL		4.60	1.18	85.2	32.8	7.9	75.0	8.4	4.75	1467	22.51	3.09
1241 DP 444 BR		4.10	1.10	84.7	28.0	8.1	73.3	8.7	4.18	1324	21.70	3.29
1249 FM 832 LL		3.83	1.20	85.0	28.8	7.5	73.3	7.8	3.95	1486	20.52	3.12
1253 ARKOT 9513		4.50	1.15	85.2	29.8	8.2	71.5	8.6	4.65	1187	21.53	3.22
1258 FM 800BR		3.70	1.20	85.6	30.8	7.7	76.5	8.0	3.58	1217	20.55	3.43

1128	ACALA 1517-99	4.23	1.20	84.8	32.3	8.0	72.0	8.9	4.25	1155	20.90	3.42
.	LSD	0.43	0.05	0.9	2.7	0.4	3.0	0.5	0.36	347	1.21	0.27

---GOSSYPOL LEVELS---

-----AREALOMETER DATA-----

VARIETY CODE	VARIETY NAME	PLUS (+)	MINUS (-)	TOTAL (%)	A ---(mm2/mm3)---	D	I	M (%)	p (microns)	w (mg/in)	t (microns)
1224	DP 555 R/R	0.85	0.66	1.51	417	33.0	1.82	81	54.94	5.10	2.9
1254	DP 488BR	1.00	0.82	1.82	427	37.6	1.90	78	56.11	5.11	2.8
1152	DPL 458 BG/RR	0.94	0.75	1.69	413	40.0	1.95	76	59.32	5.59	2.9
1260	GA 200061	0.94	0.67	1.61	445	40.1	1.95	76	55.04	4.83	2.7
1256	FM 960BR	0.83	0.64	1.46	434	35.4	1.87	79	54.04	4.83	2.8
1196	STV 4892 BR	1.17	0.84	2.02	421	43.8	2.01	74	60.10	5.62	2.9
1259	GA 200042	0.93	0.72	1.65	418	38.1	1.92	77	57.73	5.37	2.9
1261	MD 09NE	0.99	0.85	1.84	448	37.3	1.90	78	53.25	4.60	2.7
1252	ARKOT 9308	1.34	0.85	2.19	399	36.0	1.88	79	59.24	5.76	3.0
1273	PHY 800	0.94	0.72	1.66	433	40.8	1.97	76	57.04	5.10	2.7
1255	FM 960B2R	0.88	0.69	1.57	413	36.0	1.87	79	56.88	5.33	2.9
1262	ST 5599BR	1.20	0.76	1.96	453	39.5	1.93	77	53.75	4.68	2.7
1257	FM 966LL	0.84	0.71	1.55	426	30.6	1.77	83	52.15	4.74	2.9
1241	DP 444 BR	1.01	0.68	1.69	475	42.9	2.00	74	52.81	4.32	2.5
1249	FM 832 LL	0.70	0.57	1.27	487	38.8	1.93	77	49.70	3.95	2.4
1253	ARKOT 9513	1.01	0.77	1.77	445	43.8	2.01	74	56.76	5.01	2.7
1258	FM 800BR	0.74	0.59	1.32	504	41.0	1.97	75	49.16	3.78	2.3
1128	ACALA 1517-99	0.89	0.68	1.57	458	36.5	1.89	78	51.85	4.40	2.6
.	LSD	0.15	0.10	0.25	39.4	10.5	0.18	7	3.18	0.64	0.3

REGION=HIGH QUALITY

REGION=HIGH QUALITY

REGION=HIGH QUALITY

INDIVIDUAL COMPONENT DATA

BOLL SIZE, GRAM PER BOLL		LINT PERCENT		SEED INDEX	
FM 832 LL	5.83	DP 555 R/R	43.2	FM 966LL	11.4
FM 966LL	5.82	GA 200061	42.3	FM 960B2R	11.3
ST 5599BR	5.79	DP 444 BR	41.9	ACALA 1517-99	11.0
FM 800BR	5.78	PHY 800	41.7	ARKOT 9308	11.0
FM 960B2R	5.75	STV 4892 BR	41.3	FM 800BR	10.8
FM 960BR	5.72	GA 200042	40.9	MD 09NE	10.8
MD 09NE	5.70	ST 5599BR	40.6	FM 832 LL	10.8
DP 488BR	5.56	FM 960BR	40.3	FM 960BR	10.6
PHY 800	5.50	ARKOT 9513	40.2	ST 5599BR	10.5
GA 200042	5.47	DP 488BR	40.2	ARKOT 9513	10.5
ARKOT 9513	5.31	DPL 458 BG/RR	39.8	STV 4892 BR	10.4
GA 200061	5.28	ARKOT 9308	39.8	TAM 98D-99NE	10.0
TAM 98D-99NE	5.08	FM 800BR	39.7	DP 488BR	9.9
DP 444 BR	5.05	FM 966LL	39.4	DP 444 BR	9.8
ARKOT 9308	5.03	FM 960B2R	39.3	GA 200042	9.8
STV 4892 BR	5.01	FM 832 LL	39.3	PHY 800	9.7
ACALA 1517-99	5.01	MD 09NE	38.9	GA 200061	9.6
DPL 458 BG/RR	4.81	ACALA 1517-99	38.1	DPL 458 BG/RR	9.1
DP 555 R/R	4.68	TAM 98D-99NE	36.6	DP 555 R/R	8.0
LSD	0.32	LSD	0.8	LSD	0.4

2.5% S.L. (INCHES)

UR (PERCENT)

STRENGTH (G/TEX)

2.5% S.L. (INCHES)	UR (PERCENT)	STRENGTH (G/TEX)			
ACALA 1517-99	1.23	MD 09NE	85.4	MD 09NE	35.4
FM 832 LL	1.21	FM 800BR	85.2	TAM 98D-99NE	35.0
MD 09NE	1.21	ARKOT 9513	85.2	FM 966LL	34.1
FM 800BR	1.21	FM 832 LL	85.0	FM 960BR	33.8
FM 960B2R	1.20	ACALA 1517-99	85.0	ACALA 1517-99	33.1
PHY 800	1.19	ARKOT 9308	84.9	FM 960B2R	32.0
FM 966LL	1.19	FM 966LL	84.7	ARKOT 9308	31.6
TAM 98D-99NE	1.19	TAM 98D-99NE	84.6	FM 800BR	31.4
DP 488BR	1.19	GA 200061	84.5	ARKOT 9513	31.2
ARKOT 9513	1.18	DP 488BR	84.4	GA 200061	31.2
GA 200061	1.18	PHY 800	84.4	FM 832 LL	30.6
DP 555 R/R	1.16	STV 4892 BR	84.3	ST 5599BR	30.4
GA 200042	1.16	FM 960B2R	84.2	GA 200042	30.2
ST 5599BR	1.15	DP 444 BR	84.0	DP 488BR	29.9
ARKOT 9308	1.15	GA 200042	83.8	DPL 458 BG/RR	29.8
DPL 458 BG/RR	1.15	FM 960BR	83.8	STV 4892 BR	28.9
FM 960BR	1.14	DPL 458 BG/RR	83.7	DP 555 R/R	28.4
DP 444 BR	1.14	ST 5599BR	83.5	DP 444 BR	28.2
STV 4892 BR	1.11	DP 555 R/R	83.2	PHY 800	27.8
LSD	0.03	LSD	0.6	LSD	1.1

2.5% S.L. (INCHES)	UR (PERCENT)	STRENGTH (G/TEX)			
ACALA 1517-99	1.23	MD 09NE	85.4	MD 09NE	35.4
FM 832 LL	1.21	FM 800BR	85.2	TAM 98D-99NE	35.0
MD 09NE	1.21	ARKOT 9513	85.2	FM 966LL	34.1
FM 800BR	1.21	FM 832 LL	85.0	FM 960BR	33.8
FM 960B2R	1.20	ACALA 1517-99	85.0	ACALA 1517-99	33.1
PHY 800	1.19	ARKOT 9308	84.9	FM 960B2R	32.0
FM 966LL	1.19	FM 966LL	84.7	ARKOT 9308	31.6
TAM 98D-99NE	1.19	TAM 98D-99NE	84.6	FM 800BR	31.4
DP 488BR	1.19	GA 200061	84.5	ARKOT 9513	31.2
ARKOT 9513	1.18	DP 488BR	84.4	GA 200061	31.2
GA 200061	1.18	PHY 800	84.4	FM 832 LL	30.6
DP 555 R/R	1.16	STV 4892 BR	84.3	ST 5599BR	30.4
GA 200042	1.16	FM 960B2R	84.2	GA 200042	30.2
ST 5599BR	1.15	DP 444 BR	84.0	DP 488BR	29.9
ARKOT 9308	1.15	GA 200042	83.8	DPL 458 BG/RR	29.8
DPL 458 BG/RR	1.15	FM 960BR	83.8	STV 4892 BR	28.9
FM 960BR	1.14	DPL 458 BG/RR	83.7	DP 555 R/R	28.4
DP 444 BR	1.14	ST 5599BR	83.5	DP 444 BR	28.2
STV 4892 BR	1.11	DP 555 R/R	83.2	PHY 800	27.8
LSD	0.03	LSD	0.6	LSD	1.1

2.5% S.L. (INCHES)	UR (PERCENT)	STRENGTH (G/TEX)			
ACALA 1517-99	1.23	MD 09NE	85.4	MD 09NE	35.4
FM 832 LL	1.21	FM 800BR	85.2	TAM 98D-99NE	35.0
MD 09NE	1.21	ARKOT 9513	85.2	FM 966LL	34.1
FM 800BR	1.21	FM 832 LL	85.0	FM 960BR	33.8
FM 960B2R	1.20	ACALA 1517-99	85.0	ACALA 1517-99	33.1
PHY 800	1.19	ARKOT 9308	84.9	FM 960B2R	32.0
FM 966LL	1.19	FM 966LL	84.7	ARKOT 9308	31.6
TAM 98D-99NE	1.19	TAM 98D-99NE	84.6	FM 800BR	31.4
DP 488BR	1.19	GA 200061	84.5	ARKOT 9513	31.2
ARKOT 9513	1.18	DP 488BR	84.4	GA 200061	31.2
GA 200061	1.18	PHY 800	84.4	FM 832 LL	30.6
DP 555 R/R	1.16	STV 4892 BR	84.3	ST 5599BR	30.4
GA 200042	1.16	FM 960B2R	84.2	GA 200042	30.2
ST 5599BR	1.15	DP 444 BR	84.0	DP 488BR	29.9
ARKOT 9308	1.15	GA 200042	83.8	DPL 458 BG/RR	29.8
DPL 458 BG/RR	1.15	FM 960BR	83.8	STV 4892 BR	28.9
FM 960BR	1.14	DPL 458 BG/RR	83.7	DP 555 R/R	28.4
DP 444 BR	1.14	ST 5599BR	83.5	DP 444 BR	28.2
STV 4892 BR	1.11	DP 555 R/R	83.2	PHY 800	27.8
LSD	0.03	LSD	0.6	LSD	1.1

E

MICRONAIRE (SL-HVI)

COLORIMETER - Rd

E	MICRONAIRE (SL-HVI)	COLORIMETER - Rd	
TAM 98D-99NE	8.4	DP 555 R/R	72.5
ARKOT 9308	8.4	DPL 458 BG/RR	72.4
STV 4892 BR	8.2	FM 800BR	71.6
MD 09NE	8.2	FM 960B2R	71.0
ARKOT 9513	8.1	FM 966LL	70.6
DPL 458 BG/RR	8.1	TAM 98D-99NE	70.4
GA 200061	7.9	ST 5599BR	70.3
DP 444 BR	7.8	DP 444 BR	70.1
ACALA 1517-99	7.8	MD 09NE	70.1
GA 200042	7.8	PHY 800	70.0
DP 488BR	7.7	FM 960BR	69.9
PHY 800	7.7	GA 200042	69.8
FM 960BR	7.7	DP 488BR	69.8
FM 966LL	7.6	ARKOT 9308	69.6
ST 5599BR	7.6	FM 832 LL	69.6
FM 800BR	7.6	GA 200061	69.4
FM 832 LL	7.5	STV 4892 BR	69.1
FM 960B2R	7.4	ACALA 1517-99	68.1
DP 555 R/R	7.2	ARKOT 9513	68.1
LSD	0.2	LSD	1.5

E	MICRONAIRE (SL-HVI)	COLORIMETER - Rd	
TAM 98D-99NE	8.4	DP 555 R/R	72.5
ARKOT 9308	8.4	DPL 458 BG/RR	72.4
STV 4892 BR	8.2	FM 800BR	71.6
MD 09NE	8.2	FM 960B2R	71.0
ARKOT 9513	8.1	FM 966LL	70.6
DPL 458 BG/RR	8.1	TAM 98D-99NE	70.4
GA 200061	7.9	ST 5599BR	70.3
DP 444 BR	7.8	DP 444 BR	70.1
ACALA 1517-99	7.8	MD 09NE	70.1
GA 200042	7.8	PHY 800	70.0
DP 488BR	7.7	FM 960BR	69.9
PHY 800	7.7	GA 200042	69.8
FM 960BR	7.7	DP 488BR	69.8
FM 966LL	7.6	ARKOT 9308	69.6
ST 5599BR	7.6	FM 832 LL	69.6
FM 800BR	7.6	GA 200061	69.4
FM 832 LL	7.5	STV 4892 BR	69.1
FM 960B2R	7.4	ACALA 1517-99	68.1
DP 555 R/R	7.2	ARKOT 9513	68.1
LSD	0.2	LSD	1.5

E	MICRONAIRE (SL-HVI)	COLORIMETER - Rd	
TAM 98D-99NE	8.4	DP 555 R/R	72.5
ARKOT 9308	8.4	DPL 458 BG/RR	72.4
STV 4892 BR	8.2	FM 800BR	71.6
MD 09NE	8.2	FM 960B2R	71.0
ARKOT 9513	8.1	FM 966LL	70.6
DPL 458 BG/RR	8.1	TAM 98D-99NE	70.4
GA 200061	7.9	ST 5599BR	70.3
DP 444 BR	7.8	DP 444 BR	70.1
ACALA 1517-99	7.8	MD 09NE	70.1
GA 200042	7.8	PHY 800	70.0
DP 488BR	7.7	FM 960BR	69.9
PHY 800	7.7	GA 200042	69.8
FM 960BR	7.7	DP 488BR	69.8
FM 966LL	7.6	ARKOT 9308	69.6
ST 5599BR	7.6	FM 832 LL	69.6
FM 800BR	7.6	GA 200061	69.4
FM 832 LL	7.5	STV 4892 BR	69.1
FM 960B2R	7.4	ACALA 1517-99	68.1
DP 555 R/R	7.2	ARKOT 9513	68.1
LSD	0.2	LSD	1.5

COLORIMETER - b

MICRONAIRE

STELOMETER - E1

COLORIMETER - b	MICRONAIRE	STELOMETER - E1	
DP 488BR	8.8	PHY 800	8.3
STV 4892 BR	8.6	STV 4892 BR	8.2
ST 5599BR	8.6	DPL 458 BG/RR	8.1
GA 200061	8.5	ARKOT 9513	7.9
ARKOT 9513	8.4	DP 488BR	7.8
GA 200042	8.4	DP 444 BR	7.7
ACALA 1517-99	8.3	ARKOT 9308	7.6
DPL 458 BG/RR	8.3	MD 09NE	7.6

COLORIMETER - b	MICRONAIRE	STELOMETER - E1	
DP 488BR	8.8	PHY 800	8.3
STV 4892 BR	8.6	STV 4892 BR	8.2
ST 5599BR	8.6	DPL 458 BG/RR	8.1
GA 200061	8.5	ARKOT 9513	7.9
ARKOT 9513	8.4	DP 488BR	7.8
GA 200042	8.4	DP 444 BR	7.7
ACALA 1517-99	8.3	ARKOT 9308	7.6
DPL 458 BG/RR	8.3	MD 09NE	7.6

COLORIMETER - b	MICRONAIRE	STELOMETER - E1	
DP 488BR	8.8	PHY 800	8.3
STV 4892 BR	8.6	STV 4892 BR	8.2
ST 5599BR	8.6	DPL 458 BG/RR	8.1
GA 200061	8.5	ARKOT 9513	7.9
ARKOT 9513	8.4	DP 488BR	7.8
GA 200042	8.4	DP 444 BR	7.7
ACALA 1517-99	8.3	ARKOT 9308	7.6
DPL 458 BG/RR	8.3	MD 09NE	7.6

DP 444 BR	8.2	FM 966LL	4.48	TAM 98D-99NE	7.5
MD 09NE	8.2	GA 200061	4.47	GA 200061	7.4
ARKOT 9308	8.2	GA 200042	4.46	GA 200042	7.3
PHY 800	8.2	FM 960B2R	4.45	ACALA 1517-99	7.1
TAM 98D-99NE	8.1	ARKOT 9513	4.44	FM 800BR	7.1
FM 960BR	8.1	PHY 800	4.35	FM 832 LL	7.1
FM 960B2R	8.0	MD 09NE	4.29	DP 555 R/R	7.0
DP 555 R/R	7.8	ACALA 1517-99	4.16	ST 5599BR	6.7
FM 966LL	7.8	DP 444 BR	4.14	FM 966LL	6.3
FM 832 LL	7.6	FM 832 LL	4.11	FM 960BR	6.1
FM 800BR	7.6	FM 800BR	4.00	FM 960B2R	6.1
LSD	0.3	LSD	0.21	LSD	0.5

STELOMETER - T1

MD 09NE	258
ACALA 1517-99	243
FM 966LL	233
FM 800BR	225
FM 960BR	223
TAM 98D-99NE	220
FM 832 LL	218
FM 960B2R	215
ARKOT 9513	214
GA 200061	214
ARKOT 9308	209
DPL 458 BG/RR	207
DP 488BR	207
GA 200042	205
DP 444 BR	202
ST 5599BR	201
DP 555 R/R	197
STV 4892 BR	197
PHY 800	196
LSD	11

FIBROGRAPH--50% S.L.

MD 09NE	0.61
ACALA 1517-99	0.60
FM 800BR	0.60
ARKOT 9513	0.60
FM 966LL	0.60
FM 832 LL	0.59
GA 200061	0.59
TAM 98D-99NE	0.59
ARKOT 9308	0.58
FM 960B2R	0.58
STV 4892 BR	0.58
DP 488BR	0.58
PHY 800	0.58
GA 200042	0.58
DP 444 BR	0.58
DPL 458 BG/RR	0.58
FM 960BR	0.57
ST 5599BR	0.56
DP 555 R/R	0.55
LSD	0.02

FIBROGRAPH--2.5% S.L.

FM 800BR	1.24
ACALA 1517-99	1.24
FM 832 LL	1.23
FM 960B2R	1.23
MD 09NE	1.22
DP 488BR	1.21
PHY 800	1.21
FM 966LL	1.20
ARKOT 9513	1.20
DPL 458 BG/RR	1.19
TAM 98D-99NE	1.19
GA 200061	1.18
ARKOT 9308	1.17
GA 200042	1.17
DP 444 BR	1.16
ST 5599BR	1.16
DP 555 R/R	1.16
FM 960BR	1.15
STV 4892 BR	1.14
LSD	0.02

YARN TENACITY

MD 09NE	169
ACALA 1517-99	157
FM 800BR	156
FM 966LL	155
FM 832 LL	151
FM 960BR	150
TAM 98D-99NE	147
FM 960B2R	144
ARKOT 9513	141
GA 200061	141
DP 444 BR	139
DP 488BR	137
GA 200042	135
ARKOT 9308	134
DPL 458 BG/RR	133
PHY 800	130
ST 5599BR	129
DP 555 R/R	126

AREALOMETER - A (mm²/mm³)

FM 800BR	483
FM 832 LL	470
DP 444 BR	469
ACALA 1517-99	465
PHY 800	460
MD 09NE	454
ARKOT 9513	449
GA 200061	446
DP 488BR	443
FM 966LL	441
GA 200042	438
FM 960BR	435
ST 5599BR	434
FM 960B2R	430
TAM 98D-99NE	429
DP 555 R/R	429
STV 4892 BR	422
DPL 458 BG/RR	419

AREALOMETER - D (mm²/mm³)

PHY 800	44.4
STV 4892 BR	43.1
DP 444 BR	41.9
ARKOT 9513	40.9
GA 200042	40.8
DP 488BR	39.8
ST 5599BR	39.6
GA 200061	39.1
TAM 98D-99NE	38.1
FM 960B2R	37.9
DPL 458 BG/RR	37.7
ACALA 1517-99	36.5
MD 09NE	36.5
FM 832 LL	35.0
DP 555 R/R	34.6
FM 800BR	33.8
ARKOT 9308	33.8
FM 966LL	33.7

STV 4892 BR 125
LSD 4

ARKOT 9308 406
LSD 19.4

FM 960BR 33.1
LSD 4.6

AREALOMETER - I

PHY 800 2.02
STV 4892 BR 2.00
DP 444 BR 1.97
GA 200042 1.96
ARKOT 9513 1.95
DP 488BR 1.94
ST 5599BR 1.93
GA 200061 1.93
TAM 98D-99NE 1.91
DPL 458 BG/RR 1.90
FM 960B2R 1.90
MD 09NE 1.88
ACALA 1517-99 1.88
FM 832 LL 1.85
DP 555 R/R 1.84
ARKOT 9308 1.83
FM 800BR 1.82
FM 966LL 1.82
FM 960BR 1.82
LSD 0.08

AREALOMETER - M (PERCENT)

FM 960BR 81
FM 966LL 81
ARKOT 9308 81
FM 800BR 81
DP 555 R/R 80
FM 832 LL 80
MD 09NE 79
ACALA 1517-99 79
FM 960B2R 78
DPL 458 BG/RR 78
TAM 98D-99NE 78
GA 200061 77
ST 5599BR 77
DP 488BR 76
ARKOT 9513 76
GA 200042 76
DP 444 BR 75
STV 4892 BR 74
PHY 800 73
LSD 3

AREALOMETER - p (Microns)

STV 4892 BR 59.53
DPL 458 BG/RR 56.98
ST 5599BR 56.38
ARKOT 9308 56.36
GA 200042 56.21
TAM 98D-99NE 56.00
FM 960B2R 55.61
PHY 800 55.21
DP 488BR 55.17
ARKOT 9513 54.79
GA 200061 54.26
DP 555 R/R 54.08
DP 444 BR 52.95
FM 960BR 52.46
MD 09NE 52.10
FM 966LL 51.95
ACALA 1517-99 50.84
FM 832 LL 49.42
FM 800BR 47.47
LSD 1.86

AREALOMETER - w (MG/INCH)

STV 4892 BR 5.52
ARKOT 9308 5.41
DPL 458 BG/RR 5.29
ST 5599BR 5.14
TAM 98D-99NE 5.12
FM 960B2R 5.09
GA 200042 5.02
DP 555 R/R 4.93
DP 488BR 4.86
ARKOT 9513 4.79
GA 200061 4.75
FM 960BR 4.70
PHY 800 4.69
FM 966LL 4.62
MD 09NE 4.47
DP 444 BR 4.42
ACALA 1517-99 4.26
FM 832 LL 4.10
FM 800BR 3.84
LSD 0.30

AREALOMETER - t (MICRONS)

ARKOT 9308 3.0
DPL 458 BG/RR 2.9
TAM 98D-99NE 2.8
STV 4892 BR 2.8
FM 960B2R 2.8
DP 555 R/R 2.8
FM 960BR 2.8
ST 5599BR 2.8
FM 966LL 2.8
GA 200042 2.7
DP 488BR 2.7
GA 200061 2.7
ARKOT 9513 2.7
MD 09NE 2.6
ACALA 1517-99 2.6
FM 832 LL 2.6
PHY 800 2.6
FM 800BR 2.5
DP 444 BR 2.5
LSD 0.1

SEED YIELD (LB/ACRE)

FM 960BR 2025
FM 966LL 2002
ST 5599BR 1973
DP 444 BR 1951
FM 960B2R 1950
MD 09NE 1932
FM 832 LL 1898
STV 4892 BR 1873
DP 488BR 1868
ARKOT 9308 1845
DPL 458 BG/RR 1819
TAM 98D-99NE 1809
DP 555 R/R 1806
FM 800BR 1789
PHY 800 1783
ARKOT 9513 1726
GA 200042 1679
ACALA 1517-99 1653
GA 200061 1618
LSD 204

OIL (PERCENT)

FM 966LL 21.73
FM 960B2R 21.70

NITROGEN (PERCENT)

GA 200042 3.66
GA 200061 3.64

PLUS GOSSYPOL

ARKOT 9308 1.16
STV 4892 BR 1.05

ST 5599BR	21.46	TAM 98D-99NE	3.61	ST 5599BR	1.03
DP 444 BR	21.33	FM 800BR	3.58	TAM 98D-99NE	1.00
FM 960BR	21.01	ARKOT 9308	3.57	DP 444 BR	0.92
ACALA 1517-99	20.90	DP 444 BR	3.56	DP 488BR	0.90
MD 09NE	20.89	ACALA 1517-99	3.53	MD 09NE	0.90
ARKOT 9308	20.65	ARKOT 9513	3.52	DPL 458 BG/RR	0.83
TAM 98D-99NE	20.62	PHY 800	3.51	ARKOT 9513	0.82
FM 800BR	20.55	MD 09NE	3.46	GA 200061	0.81
FM 832 LL	20.16	STV 4892 BR	3.42	GA 200042	0.81
ARKOT 9513	19.71	DP 555 R/R	3.41	ACALA 1517-99	0.79
DPL 458 BG/RR	19.05	FM 960B2R	3.34	PHY 800	0.78
STV 4892 BR	19.00	ST 5599BR	3.32	FM 966LL	0.74
GA 200042	18.56	FM 832 LL	3.32	FM 960B2R	0.74
PHY 800	18.48	DP 488BR	3.23	FM 960BR	0.74
DP 488BR	18.33	FM 960BR	3.23	DP 555 R/R	0.72
DP 555 R/R	17.47	FM 966LL	3.19	FM 800BR	0.67
GA 200061	16.74	DPL 458 BG/RR	3.14	FM 832 LL	0.62
LSD	0.80	LSD	0.15	LSD	0.06

MINUS GOSSYPOL-----
TOTAL GOSSYPOL (PERCENT)

MD 09NE	0.75	ARKOT 9308	1.88
STV 4892 BR	0.74	STV 4892 BR	1.78
ARKOT 9308	0.72	TAM 98D-99NE	1.69
DP 488BR	0.71	ST 5599BR	1.65
TAM 98D-99NE	0.69	MD 09NE	1.65
FM 966LL	0.64	DP 488BR	1.61
DPL 458 BG/RR	0.64	DP 444 BR	1.51
ARKOT 9513	0.63	DPL 458 BG/RR	1.46
ST 5599BR	0.62	ARKOT 9513	1.45
GA 200042	0.62	GA 200042	1.42
PHY 800	0.60	FM 966LL	1.39
DP 444 BR	0.59	GA 200061	1.38
ACALA 1517-99	0.58	PHY 800	1.38
FM 960B2R	0.58	ACALA 1517-99	1.38
GA 200061	0.57	FM 960B2R	1.32
FM 960BR	0.57	FM 960BR	1.30
FM 800BR	0.55	DP 555 R/R	1.26
DP 555 R/R	0.54	FM 800BR	1.22
FM 832 LL	0.52	FM 832 LL	1.14
LSD	0.05	LSD	0.11

reg=71 REGION=HIGH QUALITY
LOCATIONS COMBINING VARIETIES

LOCATION	LINT	BOLL	LINT	SEED	YARN	DIGITAL FIBROGRAPH		STELOMETER	
	YIELD	SIZE				PERCENT	INDEX	TENACITY	2.5% S.L.
	(lb/acre)	(g/boll)			(mN/TEX)	(inches)	(inches)	(mN/tex)	(%)
PORTAGEVILLE, MO	1450	.	39.1	.	144	1.21	0.59	206	8.0
BOSSIER CITY, LA	1433	5.81	40.8	11.1	145	1.23	0.60	218	6.5
STONEVILLE, MS	1402	5.68	39.5	10.7	150	1.21	0.60	227	7.2
COLLEGE STATION, TX	1324	5.54	40.9	10.0	140	1.17	0.58	207	6.5
BELLE MINA, AL	1177	4.78	42.3	9.6	138	1.19	0.59	212	7.6
FLORENCE, SC	1085	6.25	44.6	10.5	138	1.17	0.59	215	7.6
KEISER, AR	1064	4.63	40.9	9.6	149	1.22	0.60	221	7.2

LUBBOCK, TX 989 16.7 40.2 10.4 135 1.15 0.54 212 8.1

SL-HVI Starlab (Calibrated to USDA SL-HVI Std.)

LOCATION	MICRO-NAIRE (reading)	2.5% S.L. (in.)	UNIFORMITY (%)	STRENGTH (g/tex)	E	COLORIMETER HUNTER'S Rd	b	MICRO-NAIRE (Reading)	SEED YIELD (lb/ac)	OIL (%)	NITROGEN (%)
PORTAGEVILLE, MO	4.16	1.19	84.0	31.2	7.6	66.0	8.6	4.16	2257	19.60	3.50
BOSSIER CITY, LA	4.96	1.20	85.0	31.2	7.9	63.8	8.4	4.98	1915	20.12	3.62
STONEVILLE, MS	4.78	1.20	85.6	33.6	8.0	76.1	8.6	4.88	2229	19.92	3.41
COLLEGE STATION, TX	4.81	1.15	83.8	31.7	7.6	63.2	6.7	4.89	1959	19.86	3.50
BELLE MINA, AL	4.19	1.16	84.9	29.2	8.1	75.4	8.9	4.24	1605	20.42	3.03
FLORENCE, SC	4.83	1.16	84.8	30.7	7.9	72.4	8.3	4.93	1347	21.08	3.40
KEISER, AR	3.86	1.20	85.1	32.0	7.6	74.2	8.4	3.82	1448	19.34	3.03
LUBBOCK, TX	3.87	1.13	82.1	29.8	7.6	68.1	7.9	3.85	1460	18.86	3.96

LOCATION	---GOSSYPOL LEVELS---			-----AREALOMETER DATA-----						
	PLUS (+)	MINUS (-)	TOTAL (%)	A ---(mm2/mm3)---	D	I	M (%)	p (microns)	w (mg/in)	t (microns)
PORTAGEVILLE, MO	0.91	0.67	1.58	472	40.2	1.95	76	51.95	4.26	2.5
BOSSIER CITY, LA	0.77	0.58	1.35	403	29.7	1.75	84	54.55	5.24	3.0
STONEVILLE, MS	0.84	0.65	1.49	408	29.1	1.74	84	53.72	5.11	3.0
COLLEGE STATION, TX	0.76	0.53	1.28	400	27.7	1.71	85	53.79	5.22	3.1
BELLE MINA, AL	0.94	0.70	1.64	464	43.6	2.01	74	54.56	4.58	2.5
FLORENCE, SC	0.97	0.74	1.71	417	33.4	1.83	81	55.29	5.18	2.9
KEISER, AR	0.90	0.69	1.59	505	51.5	2.14	69	53.53	4.13	2.3
LUBBOCK, TX	0.67	0.46	1.13	491	48.1	2.09	71	53.56	4.25	2.4

LOCATION=LUBBOCK, TX

VARIETY CODE	VARIETY NAME	LINT YIELD (lb/acre)	BOLL SIZE (g/boll)	LINT PERCENT	SEED INDEX	YARN TENACITY (mN/TEX)	DIGITAL 2.5% S.L. (inches)	FIBROGRAPH 50% S.L. (inches)	STELOMETER T1 (mN/tex)	E1 (%)
1241	DP 444 BR	1251	4.70	35.8	10.1	131	1.11	0.52	211	8.8
1196	STV 4892 BR	1116	4.80	35.4	10.3	119	1.10	0.54	192	8.8
1257	FM 966LL	1100	5.80	33.1	11.6	153	1.22	0.58	233	6.4
1256	FM 960BR	1075	5.30	35.2	11.1	142	1.13	0.53	221	6.4
1253	ARKOT 9513	1029	4.85	33.9	11.0	133	1.18	0.57	198	8.2
1254	DP 488BR	1022	4.70	35.2	9.3	129	1.12	0.52	214	9.0
1273	PHY 800	987	5.00	34.7	9.7	113	1.10	0.49	177	9.4
1261	MD 09NE	983	5.30	34.4	10.5	162	1.19	0.57	257	7.6
1263	TAM 98D-99NE	982	5.15	33.0	10.7	140	1.15	0.54	220	7.7
1258	FM 800BR	980	5.50	33.7	10.7	145	1.21	0.56	216	8.4
1249	FM 832 LL	970	5.15	33.1	11.2	142	1.20	0.55	211	8.2
1259	GA 200042	948	5.20	35.0	10.1	131	1.15	0.54	208	8.0
1224	DP 555 R/R	942	4.10	37.9	7.7	123	1.14	0.51	198	8.7
1152	DPL 458 BG/RR	937	4.65	34.1	9.1	126	1.14	0.52	209	9.4
1262	ST 5599BR	921	5.00	33.9	10.8	131	1.08	0.50	207	8.1
1252	ARKOT 9308	903	4.60	32.5	11.6	131	1.14	0.56	198	8.8
1128	ACALA 1517-99	886	4.75	31.6	11.7	154	1.20	0.57	241	7.8
1260	GA 200061	886	4.90	35.8	9.6	133	1.15	0.54	215	7.4
1255	FM 960B2R	877	5.50	34.1	11.5	137	1.20	0.55	214	6.7
.	LSD	116	0.29	1.8	1.0	10	0.04	0.03	8	0.8

SL-HVI Starlab (Calibrated to USDA SL-HVI Std.)

VARIETY CODE	VARIETY NAME	MICRO-NAIRE (reading)	2.5% S.L. (in.)	UNIFORMITY (%)	STRENGTH (g/tex)	E	COLORIMETER HUNTER'S Rd	b	MICRO-NAIRE (Reading)	SEED YIELD (lb/ac)	OIL (%)	NITROGEN (%)
1241	DP 444 BR	3.50	1.10	82.0	26.5	7.7	70.0	8.0	3.55	2309	20.09	4.12
1196	STV 4892 BR	4.55	1.10	82.3	27.0	7.9	67.5	8.6	4.45	2148	18.02	3.92
1257	FM 966LL	3.65	1.20	83.0	33.0	7.2	67.0	7.5	3.65	2303	19.37	3.41
1256	FM 960BR	3.65	1.10	81.6	33.5	7.4	68.0	7.5	3.65	2002	19.01	3.90
1253	ARKOT 9513	4.10	1.15	83.3	30.0	8.1	65.5	8.4	4.00	2164	17.69	4.23
1254	DP 488BR	4.05	1.10	81.4	29.0	7.5	70.0	8.5	3.90	1977	17.69	3.79
1273	PHY 800	3.60	1.10	79.7	24.5	7.7	67.5	8.6	3.65	1924	16.46	4.04
1261	MD 09NE	3.80	1.20	83.2	33.5	7.8	67.5	7.4	3.80	1968	19.73	4.07
1263	TAM 98D-99NE	4.10	1.15	82.9	33.0	8.3	67.0	7.8	4.05	2052	20.10	4.27
1258	FM 800BR	3.40	1.15	82.0	29.5	7.3	68.5	7.2	3.55	2007	19.76	4.06
1249	FM 832 LL	3.50	1.20	82.5	28.5	7.2	67.0	7.2	3.50	2066	18.33	3.81
1259	GA 200042	4.00	1.15	82.5	29.5	7.6	68.0	8.1	4.00	1879	18.88	3.86
1224	DP 555 R/R	4.00	1.10	81.0	27.5	7.1	71.5	7.6	3.95	1601	17.41	3.94
1152	DPL 458 BG/RR	4.00	1.10	81.4	29.0	8.2	72.5	8.0	3.95	1901	19.44	3.89
1262	ST 5599BR	4.00	1.10	80.7	29.0	7.5	67.0	8.5	3.85	1915	19.01	3.79
1252	ARKOT 9308	4.35	1.10	83.2	30.0	8.4	68.5	8.4	4.40	2014	19.10	3.93
1128	ACALA 1517-99	3.70	1.20	83.6	31.5	7.5	66.0	7.2	3.80	2027	20.75	4.10
1260	GA 200061	3.95	1.10	82.5	30.0	7.4	67.5	8.2	3.95	1651	17.25	4.25
1255	FM 960B2R	3.55	1.15	80.8	31.5	7.1	68.0	7.6	3.45	1831	20.27	3.85
.	LSD	0.66	0.07	1.7	1.4	0.5	3.4	0.8	0.57	224	1.26	0.37

VARIETY CODE	VARIETY NAME	---GOSSYPOL LEVELS---			-----AREALOMETER DATA-----						
		PLUS (+)	MINUS (-)	TOTAL (%)	A (mm2/mm3)	D	I	M (%)	p (microns)	w (mg/in)	t (microns)
1241	DP 444 BR	0.80	0.48	1.28	523	58.0	2.25	65	54.12	4.01	2.2
1196	STV 4892 BR	0.90	0.61	1.51	435	45.0	2.04	73	58.88	5.24	2.7
1257	FM 966LL	0.53	0.43	0.96	506	45.8	2.05	72	50.80	3.90	2.3
1256	FM 960BR	0.54	0.38	0.91	505	46.5	2.07	72	51.38	3.95	2.3
1253	ARKOT 9513	0.53	0.40	0.93	477	48.3	2.09	71	55.24	4.49	2.5
1254	DP 488BR	0.76	0.61	1.36	483	48.8	2.10	70	54.67	4.38	2.5
1273	PHY 800	0.66	0.47	1.12	523	59.8	2.28	64	54.65	4.04	2.2
1261	MD 09NE	0.68	0.53	1.21	483	43.3	2.01	74	52.21	4.18	2.4
1263	TAM 98D-99NE	0.78	0.48	1.25	469	48.5	2.10	71	56.23	4.64	2.5
1258	FM 800BR	0.51	0.38	0.89	539	44.0	2.03	74	47.15	3.39	2.2
1249	FM 832 LL	0.47	0.37	0.84	535	45.5	2.05	72	48.11	3.48	2.2
1259	GA 200042	0.67	0.48	1.14	478	48.5	2.10	70	55.23	4.47	2.5
1224	DP 555 R/R	0.68	0.44	1.12	491	44.5	2.03	73	51.94	4.09	2.4
1152	DPL 458 BG/RR	0.79	0.55	1.34	472	51.3	2.14	69	57.10	4.69	2.5
1262	ST 5599BR	0.78	0.42	1.20	481	46.3	2.06	72	54.07	4.42	2.5
1252	ARKOT 9308	0.81	0.49	1.30	442	43.0	2.01	74	57.24	5.05	2.7
1128	ACALA 1517-99	0.67	0.47	1.14	484	44.8	2.03	73	52.78	4.21	2.5
1260	GA 200061	0.63	0.39	1.02	478	44.3	2.03	73	53.21	4.30	2.5
1255	FM 960B2R	0.57	0.42	0.99	535	58.0	2.24	66	52.75	3.94	2.2
.	LSD	0.12	0.12	0.16	72.0	14.7	0.24	9	4.54	0.87	0.4

LOCATION=COLLEGE STATION, TX

VARIETY CODE	VARIETY NAME	LINT YIELD	BOLL SIZE	LINT PERCENT	SEED INDEX	YARN TENACITY	DIGITAL FIBROGRAPH		STELOMETER	
		(lb/acre)	(g/boll)			(mN/TEX)	2.5% S.L. (inches)	50% S.L. (inches)	T1 (mN/tex)	E1 (%)

1241	DP 444 BR	1591	5.50	43.5	9.4	132	1.13	0.57	176	6.8
1256	FM 960BR	1519	6.05	40.6	10.7	148	1.14	0.57	207	5.8
1224	DP 555 R/R	1504	4.75	44.5	7.6	117	1.10	0.52	173	5.4
1273	PHY 800	1488	5.25	43.3	9.7	128	1.21	0.59	181	7.8
1262	ST 5599BR	1475	6.10	41.7	10.2	126	1.15	0.55	187	5.9
1257	FM 966LL	1436	6.20	39.9	11.4	154	1.16	0.59	232	5.7
1249	FM 832 LL	1422	6.00	39.2	10.7	152	1.22	0.60	215	6.2
1196	STV 4892 BR	1387	5.15	42.8	9.9	123	1.11	0.56	183	7.2
1254	DP 488BR	1332	5.95	40.1	9.0	136	1.22	0.60	195	7.3
1260	GA 200061	1330	5.15	42.5	9.3	142	1.14	0.58	205	7.3
1152	DPL 458 BG/RR	1311	4.85	40.4	8.8	130	1.16	0.57	209	6.9
1255	FM 960B2R	1303	6.05	39.8	11.3	144	1.21	0.58	211	5.9
1261	MD 09NE	1261	6.20	38.3	10.7	170	1.23	0.63	256	6.7
1259	GA 200042	1260	5.30	42.3	9.3	129	1.14	0.58	197	6.5
1253	ARKOT 9513	1174	5.05	40.4	9.9	141	1.15	0.58	213	7.0
1258	FM 800BR	1121	5.85	40.6	10.3	153	1.21	0.59	226	5.8
1252	ARKOT 9308	1098	5.35	40.0	10.7	136	1.14	0.55	206	6.4
1263	TAM 98D-99NE	1071	5.20	38.1	9.9	143	1.18	0.58	205	6.8
1128	ACALA 1517-99	1067	5.30	40.3	11.3	159	1.21	0.60	261	6.5
.	LSD	240	0.56	2.0	0.7	9	0.06	0.04	20	0.9

SL-HVI Starlab (Calibrated to USDA SL-HVI Std.)

VARIETY CODE	VARIETY NAME	MICRO-NAIRE (reading)	2.5% S.L. (in.)	UNIFORMITY (%)	STRENGTH (g/tex)	E	COLORIMETER HUNTER'S Rd	b	MICRO-NAIRE (Reading)	SEED YIELD (lb/ac)	OIL (%)	NITROGEN (%)
1241	DP 444 BR	4.55	1.10	83.0	27.0	7.4	61.5	6.6	4.70	2320	21.63	3.67
1256	FM 960BR	4.95	1.10	83.0	34.0	7.5	63.5	6.8	5.00	2343	20.12	3.45
1224	DP 555 R/R	5.00	1.10	81.0	27.5	6.9	65.0	6.6	5.25	2061	16.73	3.50
1273	PHY 800	4.80	1.20	85.0	28.0	7.3	64.5	7.0	4.75	1862	17.95	3.56
1262	ST 5599BR	4.95	1.10	83.2	31.5	7.6	64.0	7.0	5.00	2244	21.93	3.27
1257	FM 966LL	5.00	1.15	83.4	34.5	7.4	64.5	6.4	4.90	2185	21.75	3.42
1249	FM 832 LL	4.75	1.20	85.1	32.0	7.2	59.5	6.3	4.70	2176	20.98	3.36
1196	STV 4892 BR	5.15	1.10	83.8	29.0	7.9	62.0	7.4	5.25	1843	19.64	3.38
1254	DP 488BR	4.50	1.20	84.4	29.5	7.3	62.0	7.1	4.65	2196	17.56	3.18
1260	GA 200061	4.65	1.15	84.1	33.0	7.9	62.0	6.8	5.00	1830	16.20	3.86
1152	DPL 458 BG/RR	5.20	1.10	83.3	29.5	7.5	65.5	6.6	5.20	1932	20.13	3.15
1255	FM 960B2R	4.70	1.20	83.9	33.0	7.2	67.0	6.8	4.80	1850	21.77	3.41
1261	MD 09NE	4.30	1.20	84.6	37.0	8.1	64.0	6.6	4.40	2034	20.83	3.47
1259	GA 200042	4.80	1.10	83.2	30.5	7.5	62.5	7.0	4.90	1718	18.00	3.75
1253	ARKOT 9513	4.65	1.15	84.5	31.5	7.8	61.0	6.8	4.70	1833	20.13	3.66
1258	FM 800BR	4.70	1.20	84.7	32.5	7.5	64.0	6.4	4.70	1694	20.75	3.61
1252	ARKOT 9308	5.15	1.10	83.9	32.5	8.2	64.0	6.9	5.30	1649	19.84	3.66
1263	TAM 98D-99NE	5.15	1.20	84.3	34.5	8.1	63.5	6.8	5.25	1995	21.22	3.64
1128	ACALA 1517-99	4.40	1.20	84.0	34.5	7.5	60.0	6.3	4.50	1459	20.23	3.50
.	LSD	0.36	0.06	1.2	2.4	0.5	3.5	0.7	0.37	507	1.58	0.28

---GOSSYPOL LEVELS---

-----AREALOMETER DATA-----

VARIETY CODE	VARIETY NAME	PLUS (+)	MINUS (-)	TOTAL (%)	A --- (mm2/mm3) ---	D	M I (%)	p (microns)	w (mg/in)	t (microns)	
1241	DP 444 BR	0.91	0.53	1.44	418	29.3	1.75	84	52.48	4.86	2.9
1256	FM 960BR	0.66	0.50	1.16	400	24.0	1.64	88	51.51	4.98	3.1
1224	DP 555 R/R	0.62	0.44	1.06	373	24.0	1.64	88	55.13	5.71	3.3
1273	PHY 800	0.65	0.46	1.10	431	37.5	1.91	78	55.59	4.99	2.8
1262	ST 5599BR	0.96	0.50	1.45	388	30.0	1.76	84	57.14	5.71	3.2
1257	FM 966LL	0.67	0.59	1.26	392	24.0	1.64	88	52.47	5.17	3.2
1249	FM 832 LL	0.58	0.48	1.06	408	27.5	1.71	85	52.66	4.99	3.0
1196	STV 4892 BR	0.97	0.64	1.61	385	32.8	1.82	82	59.25	5.95	3.1
1254	DP 488BR	0.77	0.55	1.32	424	30.5	1.77	83	52.69	4.84	2.9
1260	GA 200061	0.69	0.42	1.11	394	25.5	1.67	87	53.34	5.24	3.2

1152	DPL 458 BG/RR	0.71	0.53	1.24	378	26.3	1.69	86	55.95	5.72	3.3
1255	FM 960B2R	0.67	0.51	1.18	393	29.5	1.75	84	56.01	5.51	3.1
1261	MD 09NE	0.78	0.62	1.40	437	26.8	1.70	86	48.80	4.32	2.8
1259	GA 200042	0.70	0.50	1.19	401	32.0	1.80	82	56.37	5.43	3.0
1253	ARKOT 9513	0.75	0.56	1.31	412	36.5	1.89	78	57.55	5.40	2.9
1258	FM 800BR	0.60	0.49	1.08	409	16.8	1.48	94	45.38	4.30	3.2
1252	ARKOT 9308	1.02	0.58	1.59	368	18.8	1.53	93	52.16	5.52	3.5
1263	TAM 98D-99NE	1.00	0.65	1.64	380	32.5	1.81	82	59.87	6.10	3.2
1128	ACALA 1517-99	0.73	0.51	1.23	421	22.0	1.60	89	47.75	4.41	3.0
.	LSD	0.07	0.07	0.12	32.3	6.6	0.13	5	4.95	0.81	0.3

LOCATION=BOSSIER CITY, LA

VARIETY CODE	VARIETY NAME	LINT	BOLL	LINT PERCENT	SEED INDEX	YARN	DIGITAL FIBROGRAPH		STELOMETER	
		YIELD (lb/acre)	SIZE (g/boll)			TENACITY (mN/TEX)	2.5% S.L. (inches)	50% S.L. (inches)	T1 (mN/tex)	E1 (%)
1224	DP 555 R/R	1657	5.50	43.0	8.5	126	1.18	0.55	192	5.9
1262	ST 5599BR	1656	7.00	41.5	11.0	135	1.20	0.59	200	5.7
1256	FM 960BR	1639	6.00	40.5	11.5	157	1.19	0.61	233	6.1
1255	FM 960B2R	1636	6.00	40.5	12.0	153	1.25	0.60	226	5.4
1254	DP 488BR	1586	6.00	41.0	10.5	132	1.25	0.57	190	6.7
1241	DP 444 BR	1579	5.00	42.0	10.0	142	1.19	0.60	207	7.3
1196	STV 4892 BR	1513	5.00	41.5	11.0	128	1.19	0.60	200	7.6
1273	PHY 800	1454	6.00	42.5	10.0	126	1.24	0.59	180	7.5
1257	FM 966LL	1401	6.50	40.0	12.5	158	1.22	0.61	235	5.9
1252	ARKOT 9308	1395	5.00	39.5	12.0	136	1.22	0.61	227	7.2
1152	DPL 458 BG/RR	1386	5.00	41.0	9.0	137	1.23	0.61	204	6.5
1261	MD 09NE	1372	6.00	39.5	12.0	170	1.24	0.63	244	6.0
1258	FM 800BR	1358	6.50	40.0	12.0	167	1.32	0.64	242	6.8
1249	FM 832 LL	1352	7.00	40.0	12.0	162	1.30	0.65	250	6.0
1259	GA 200042	1295	6.00	41.0	11.0	136	1.21	0.60	207	6.8
1260	GA 200061	1214	5.50	43.5	10.5	147	1.20	0.59	219	6.7
1253	ARKOT 9513	1201	5.50	39.0	11.5	146	1.23	0.64	235	7.0
1128	ACALA 1517-99	1107	5.00	37.5	12.0	164	1.28	0.62	237	5.4
.	LSD	162	0.79	2.0	0.8	7	0.04	0.05	9	0.9

VARIETY CODE	VARIETY NAME	MICRO- NAIRE (reading)	SL-HVI Starlab (Calibrated to USDA SL-HVI Std.)					COLORIMETER		MICRO- NAIRE (Reading)	SEED YIELD (lb/ac)	OIL (%)	NITR OGEN (%)
			2.5% S.L. (in.)	UNIFO- MITY (%)	STRE- NGTH (g/tex)	E	Rd	HUNTER'S b	NAIRE (Reading)				
1224	DP 555 R/R	5.20	1.20	83.6	28.5	7.1	65.0	7.7	5.25	2080	18.78	3.68	
1262	ST 5599BR	5.05	1.20	84.5	29.5	7.4	65.0	8.6	5.20	2208	22.13	3.59	
1256	FM 960BR	5.20	1.20	84.3	33.5	7.8	64.0	7.9	5.15	2250	20.60	3.47	
1255	FM 960B2R	5.00	1.20	85.2	31.5	7.4	64.5	8.2	5.15	2020	21.84	3.42	
1254	DP 488BR	5.05	1.20	84.0	29.0	7.5	65.0	9.5	5.00	2262	18.41	3.33	
1241	DP 444 BR	4.40	1.15	84.2	28.5	7.8	62.5	8.5	4.55	1929	21.61	3.83	
1196	STV 4892 BR	4.95	1.15	84.6	28.5	8.3	62.5	8.5	4.90	2006	18.40	3.56	
1273	PHY 800	4.45	1.20	85.6	27.5	7.9	64.5	8.1	4.50	1744	18.34	3.53	
1257	FM 966LL	4.95	1.20	85.5	34.5	8.0	64.5	7.9	5.10	2062	22.43	3.35	
1252	ARKOT 9308	5.50	1.20	85.6	32.0	8.7	63.0	8.0	5.45	1908	21.07	3.82	
1152	DPL 458 BG/RR	5.15	1.20	84.2	29.0	8.2	64.0	8.5	5.10	1845	18.93	3.22	
1261	MD 09NE	4.90	1.20	86.4	35.0	8.3	65.0	8.5	4.95	1926	21.09	3.68	
1258	FM 800BR	4.60	1.30	87.2	33.0	8.2	66.0	8.0	4.60	1889	21.60	3.63	
1249	FM 832 LL	5.10	1.25	85.8	33.0	8.0	63.5	7.7	4.90	1782	20.95	3.64	
1259	GA 200042	5.00	1.15	84.0	30.5	7.7	63.5	8.4	4.95	1815	18.27	3.97	

1260	GA 200061	4.90	1.20	84.2	31.0	7.9	65.5	8.8	5.00	1483	16.33	3.80
1253	ARKOT 9513	5.25	1.20	85.7	33.0	8.7	59.5	8.8	5.25	1635	20.29	3.98
1128	ACALA 1517-99	4.60	1.25	85.3	33.5	8.3	61.5	9.2	4.70	1633	21.10	3.69
.	LSD	0.28	0.08	1.3	2.1	0.5	2.9	0.7	0.34	348	1.15	0.24

---GOSSYPOL LEVELS--- -----AREALOMETER DATA-----

VARIETY CODE	VARIETY NAME	PLUS (+)	MINUS (-)	TOTAL (%)	A ---(mm2/mm3)---	D	I	M (%)	p (microns)	w (mg/in)	t (microns)
1224	DP 555 R/R	0.67	0.49	1.16	383	24.3	1.65	88	53.88	5.44	3.2
1262	ST 5599BR	0.98	0.60	1.58	396	40.8	1.96	76	62.38	6.10	3.0
1256	FM 960BR	0.67	0.55	1.21	391	23.8	1.63	88	52.49	5.21	3.2
1255	FM 960B2R	0.67	0.56	1.23	384	24.5	1.65	88	53.93	5.43	3.2
1254	DP 488BR	0.84	0.66	1.50	398	30.0	1.76	84	55.59	5.40	3.0
1241	DP 444 BR	0.86	0.54	1.40	435	35.5	1.87	79	54.00	4.81	2.8
1196	STV 4892 BR	0.97	0.68	1.65	414	38.8	1.93	77	58.62	5.48	2.9
1273	PHY 800	0.72	0.52	1.24	438	40.3	1.96	76	56.14	4.97	2.7
1257	FM 966LL	0.70	0.63	1.33	384	21.8	1.59	90	51.98	5.23	3.3
1252	ARKOT 9308	1.04	0.64	1.67	366	23.3	1.62	89	55.76	5.90	3.4
1152	DPL 458 BG/RR	0.77	0.59	1.35	408	34.3	1.85	80	56.71	5.37	2.9
1261	MD 09NE	0.85	0.71	1.56	403	30.5	1.77	83	55.29	5.31	3.0
1258	FM 800BR	0.63	0.56	1.19	426	25.0	1.66	87	48.85	4.44	2.9
1249	FM 832 LL	0.52	0.47	0.98	407	20.3	1.56	91	48.01	4.57	3.1
1259	GA 200042	0.73	0.56	1.29	403	36.3	1.89	79	58.72	5.64	3.0
1260	GA 200061	0.77	0.54	1.31	410	29.5	1.75	84	53.71	5.07	3.0
1253	ARKOT 9513	0.74	0.56	1.30	383	24.3	1.64	88	53.93	5.46	3.2
1128	ACALA 1517-99	0.77	0.56	1.33	437	32.3	1.81	82	51.96	4.61	2.8
.	LSD	0.07	0.07	0.12	28.7	8.1	0.16	6	3.04	0.47	0.3

LOCATION=STONEVILLE, MS

VARIETY CODE	VARIETY NAME	LINT YIELD (lb/acre)	BOLL SIZE (g/boll)	LINT PERCENT	SEED INDEX	YARN TENACITY (mN/TEX)	DIGITAL FIBROGRAPH 2.5% S.L. (inches)	50% S.L. (inches)	STELOMETER T1 (mN/tex)	E1 (%)
1253	ARKOT 9513	1682	5.51	41.6	9.9	148	1.17	0.58	225	7.9
1273	PHY 800	1545	5.70	39.7	10.5	155	1.27	0.64	245	7.9
1259	GA 200042	1544	5.61	40.6	10.0	141	1.20	0.60	207	7.3
1262	ST 5599BR	1544	6.50	39.3	11.9	136	1.21	0.59	212	6.8
1241	DP 444 BR	1507	5.54	40.8	10.7	142	1.21	0.61	211	7.8
1260	GA 200061	1499	5.52	42.8	10.0	150	1.20	0.60	222	6.9
1224	DP 555 R/R	1476	4.77	41.9	8.2	134	1.20	0.58	209	7.3
1256	FM 960BR	1446	6.17	38.9	11.4	157	1.16	0.60	244	5.5
1196	STV 4892 BR	1435	5.62	40.9	10.7	129	1.18	0.59	210	8.3
1257	FM 966LL	1411	6.02	39.0	12.2	159	1.20	0.59	240	5.7
1252	ARKOT 9308	1402	5.40	39.1	10.8	140	1.18	0.59	218	7.3
1261	MD 09NE	1376	5.97	37.8	11.1	182	1.24	0.62	283	7.7
1255	FM 960B2R	1365	6.11	37.5	11.7	152	1.27	0.61	233	6.2
1152	DPL 458 BG/RR	1324	5.09	38.8	9.8	141	1.19	0.57	222	7.8
1249	FM 832 LL	1310	5.95	39.1	11.2	159	1.24	0.60	221	6.9
1263	TAM 98D-99NE	1290	5.47	36.9	10.5	156	1.21	0.62	227	7.9
1128	ACALA 1517-99	1193	5.28	37.9	11.1	162	1.26	0.61	249	8.0
1254	DP 488BR	1159	5.60	39.2	10.8	149	1.23	0.59	214	7.3
1258	FM 800BR	1126	6.07	39.3	12.0	163	1.26	0.61	226	7.0
.	LSD	193	0.60	1.0	1.2	8	0.04	0.03	11	1.0

SL-HVI Starlab (Calibrated to USDA SL-HVI Std.)

VARIETY	VARIETY	MICRO-NAIRE	2.5% S.L.	UNIFO-MITY	STRE-NGTH	COLORIMETER HUNTER'S	MICRO-NAIRE	SEED YIELD	OIL	NITROGEN
---------	---------	-------------	-----------	------------	-----------	----------------------	-------------	------------	-----	----------

CODE	NAME	(reading)	(in.)	(%)	(g/tex)	E	Rd	b	(Reading)	(lb/ac)	(%)	(%)
1253	ARKOT 9513	4.70	1.20	86.5	33.5	8.2	75.5	9.2	5.05	2285	19.07	3.44
1273	PHY 800	4.55	1.25	86.1	34.5	8.2	76.0	8.7	4.75	2454	19.51	3.42
1259	GA 200042	4.80	1.20	84.8	32.0	8.1	76.0	9.0	4.95	2224	18.90	3.95
1262	ST 5599BR	5.15	1.20	84.5	33.5	8.0	75.5	9.1	5.30	2611	22.10	3.51
1241	DP 444 BR	4.55	1.20	85.1	30.5	8.3	75.5	8.8	4.55	2293	21.08	3.48
1260	GA 200061	5.05	1.20	86.6	34.0	8.2	75.0	8.9	5.10	2024	16.82	3.72
1224	DP 555 R/R	4.65	1.20	84.2	31.0	7.5	79.5	8.2	4.75	2134	16.82	3.30
1256	FM 960BR	4.80	1.15	84.8	36.5	7.7	74.0	8.2	5.05	2100	21.91	3.28
1196	STV 4892 BR	5.05	1.10	85.1	31.5	8.5	74.0	9.1	5.10	2126	19.97	3.32
1257	FM 966LL	4.90	1.20	86.0	35.5	7.6	78.0	8.1	4.90	2395	21.57	3.14
1252	ARKOT 9308	5.20	1.20	85.9	33.5	8.1	77.5	8.6	5.10	2424	20.19	3.56
1261	MD 09NE	4.60	1.20	86.8	40.0	8.5	76.5	8.5	4.55	2202	20.93	3.44
1255	FM 960B2R	4.70	1.25	86.1	33.0	7.3	77.0	8.4	4.90	2339	21.81	3.46
1152	DPL 458 BG/RR	4.95	1.20	84.3	31.5	8.1	77.0	8.8	5.30	2108	17.62	3.01
1249	FM 832 LL	4.30	1.20	86.2	32.5	7.4	77.0	7.9	4.40	2149	19.83	3.43
1263	TAM 98D-99NE	5.05	1.20	85.7	37.0	8.7	76.5	8.6	5.10	2203	21.41	3.37
1128	ACALA 1517-99	4.45	1.25	86.1	34.0	7.8	73.0	8.7	4.35	2234	20.95	3.68
1254	DP 488BR	4.80	1.20	85.2	32.5	8.2	75.5	9.0	4.85	1914	17.51	3.00
1258	FM 800BR	4.50	1.20	86.1	32.5	7.5	76.5	8.2	4.60	2130	20.59	3.29
.	LSD	0.37	0.07	1.5	2.7	0.4	2.8	0.7	0.31	648	1.52	0.40

---GOSSYPOL LEVELS---

-----AREALOMETER DATA-----

VARIETY CODE	VARIETY NAME	PLUS (+)	MINUS (-)	TOTAL (%)	A ---(mm2/mm3)---	D	I	M (%)	p (microns)	w (mg/in)	t (microns)
1253	ARKOT 9513	0.82	0.65	1.46	419	29.8	1.76	84	52.73	4.88	2.9
1273	PHY 800	0.79	0.71	1.50	414	30.5	1.77	83	53.75	5.02	3.0
1259	GA 200042	0.77	0.62	1.39	393	28.0	1.72	85	55.02	5.41	3.1
1262	ST 5599BR	0.98	0.63	1.61	375	30.5	1.77	83	59.42	6.13	3.3
1241	DP 444 BR	0.95	0.63	1.57	414	29.0	1.74	84	52.92	4.96	2.9
1260	GA 200061	0.72	0.55	1.27	405	30.8	1.78	83	55.13	5.27	3.0
1224	DP 555 R/R	0.68	0.56	1.24	426	32.8	1.82	81	53.54	4.86	2.8
1256	FM 960BR	0.73	0.60	1.32	395	25.8	1.68	87	53.23	5.21	3.1
1196	STV 4892 BR	1.15	0.82	1.96	381	35.5	1.87	80	61.66	6.26	3.1
1257	FM 966LL	0.70	0.67	1.38	404	25.5	1.67	87	51.92	4.97	3.1
1252	ARKOT 9308	1.19	0.74	1.93	377	21.8	1.60	90	52.98	5.43	3.3
1261	MD 09NE	0.91	0.78	1.68	420	26.8	1.70	86	50.83	4.69	2.9
1255	FM 960B2R	0.73	0.62	1.35	395	31.8	1.80	82	57.20	5.61	3.1
1152	DPL 458 BG/RR	0.84	0.67	1.50	395	28.5	1.73	84	55.16	5.41	3.1
1249	FM 832 LL	0.64	0.57	1.20	445	26.0	1.68	86	47.37	4.11	2.8
1263	TAM 98D-99NE	1.03	0.74	1.77	399	25.5	1.67	87	52.97	5.20	3.1
1128	ACALA 1517-99	0.74	0.52	1.25	451	31.3	1.79	83	49.79	4.27	2.7
1254	DP 488BR	0.88	0.72	1.60	418	39.3	1.94	77	58.22	5.39	2.9
1258	FM 800BR	0.72	0.63	1.35	437	23.8	1.63	89	46.81	4.14	2.9
.	LSD	0.09	0.09	0.16	25.5	7.0	0.14	6	6.11	0.85	0.2

LOCATION=PORTAGEVILLE, MO

VARIETY CODE	VARIETY NAME	LINT YIELD (lb/acre)	BOLL SIZE (g/boll)	LINT PERCENT	SEED INDEX	YARN TENACITY (mN/TEX)	DIGITAL FIBROGRAPH 2.5% S.L. (inches)	50% S.L. (inches)	STELOMETER T1 (mN/tex)	E1 (%)
1249	FM 832 LL	1715	.	39.4	.	142	1.24	0.59	201	7.8
1262	ST 5599BR	1698	.	39.8

1256	FM 960BR	1676	.	38.8	.	150	1.22	0.57	204	6.8
1241	DP 444 BR	1656	.	39.7
1258	FM 800BR	1654	.	39.4	.	149	1.22	0.60	214	7.9
1255	FM 960B2R	1653	.	38.3
1196	STV 4892 BR	1645	.	40.0
1257	FM 966LL	1548	.	37.9	.	153	1.20	0.60	218	7.3
1224	DP 555 R/R	1506	.	42.2
1253	ARKOT 9513	1428	.	38.8	.	147	1.21	0.60	202	7.9
1261	MD 09NE	1405	.	38.5	.	165	1.21	0.61	238	8.3
1252	ARKOT 9308	1355	.	39.1	.	125	1.19	0.59	192	8.2
1254	DP 488BR	1241	.	39.4	.	136	1.21	0.58	203	8.8
1128	ACALA 1517-99	1171	.	37.0
1152	DPL 458 BG/RR	1143	.	38.1
1259	GA 200042	1088	.	38.7	.	133	1.18	0.59	194	8.2
1260	GA 200061	1076	.	39.7	.	139	1.22	0.59	196	8.6
.	LSD	142	.	0.9	.	7	0.04	0.03	22	0.7

SL-HVI Starlab (Calibrated to USDA SL-HVI Std.)

VARIETY CODE	VARIETY NAME	MICRO-NAIRE (reading)	2.5% S.L. (in.)	UNIFO-MITY (%)	STRE-NGTH (g/tex)	E	COLORIMETER HUNTER'S Rd	b	MICRO-NAIRE (Reading)	SEED YIELD (lb/ac)	OIL (%)	NITR OGEN (%)
1249	FM 832 LL	3.95	1.20	84.2	30.0	7.6	66.5	8.2	4.10	2640	20.14	3.43
1262	ST 5599BR	2572	.	.
1256	FM 960BR	4.45	1.20	83.9	32.0	7.4	66.5	8.5	4.45	2646	21.41	3.32
1241	DP 444 BR	2519	.	.
1258	FM 800BR	4.00	1.20	84.4	30.0	7.4	70.5	7.9	4.00	2545	20.96	3.79
1255	FM 960B2R	2664	.	.
1196	STV 4892 BR	2468	.	.
1257	FM 966LL	4.35	1.20	84.4	34.0	7.6	67.5	8.1	4.20	2540	21.73	3.24
1224	DP 555 R/R	2063	.	.
1253	ARKOT 9513	4.20	1.20	84.8	31.0	7.9	65.0	8.6	4.20	2250	19.23	3.31
1261	MD 09NE	4.20	1.20	84.7	34.0	8.1	66.0	8.8	4.15	2246	20.25	3.52
1252	ARKOT 9308	4.50	1.10	83.5	30.0	7.8	63.5	8.4	4.65	2114	20.66	3.53
1254	DP 488BR	4.15	1.20	83.8	30.5	7.5	62.5	9.7	4.00	1910	19.30	3.53
1128	ACALA 1517-99	1994	.	.
1152	DPL 458 BG/RR	1855	.	.
1259	GA 200042	3.90	1.15	83.2	30.0	7.7	66.5	8.9	3.95	1721	17.35	3.62
1260	GA 200061	3.85	1.20	83.8	30.5	7.5	65.5	9.1	3.85	1631	15.02	3.74
.	LSD	0.25	0.05	0.8	2.8	0.6	3.0	0.9	0.34	232	2.23	0.40

---GOSSYPOL LEVELS---

-----AREALOMETER DATA-----

VARIETY CODE	VARIETY NAME	PLUS (+)	MINUS (-)	TOTAL (%)	A	D	M	p	w	t	
					---(mm2/mm3)---	I	(%)	(microns)	(mg/in)	(microns)	
1249	FM 832 LL	0.70	0.54	1.23	477	35.3	1.86	79	49.08	3.98	2.6
1262	ST 5599BR
1256	FM 960BR	0.90	0.69	1.59	452	34.0	1.84	81	51.18	4.38	2.7
1241	DP 444 BR
1258	FM 800BR	0.78	0.59	1.37	485	33.0	1.82	81	47.20	3.77	2.5
1255	FM 960B2R
1196	STV 4892 BR
1257	FM 966LL	0.85	0.68	1.53	467	38.8	1.93	77	51.89	4.30	2.6
1224	DP 555 R/R
1253	ARKOT 9513	0.78	0.60	1.38	468	41.3	1.98	75	52.97	4.39	2.5
1261	MD 09NE	1.03	0.84	1.87	470	38.0	1.92	78	51.25	4.22	2.5
1252	ARKOT 9308	1.28	0.74	2.01	430	39.5	1.94	77	56.62	5.09	2.8
1254	DP 488BR	1.04	0.72	1.76	483	45.3	2.04	73	53.18	4.27	2.4
1128	ACALA 1517-99
1152	DPL 458 BG/RR
1259	GA 200042	0.91	0.67	1.58	488	46.0	2.06	72	52.99	4.20	2.4

1260	GA 200061	0.89	0.64	1.53	507	51.3	2.15	69	53.12	4.05	2.3
.	LSD	0.09	0.09	0.15	41.4	11.0	0.20	8	3.17	0.48	0.3

LOCATION=KEISER, AR

VARIETY CODE	VARIETY NAME	LINT	BOLL	LINT PERCENT	SEED INDEX	YARN	DIGITAL FIBROGRAPH		STELOMETER	
		YIELD (lb/acre)	SIZE (g/boll)			TENACITY (mN/TEX)	2.5% S.L. (inches)	50% S.L. (inches)	T1 (mN/tex)	E1 (%)
1256	FM 960BR	1287	5.00	41.5	9.5	156	1.15	0.57	239	6.0
1255	FM 960B2R	1228	5.00	39.5	11.0	153	1.27	0.60	209	5.9
1224	DP 555 R/R	1222	3.50	44.0	8.0	135	1.17	0.57	202	7.1
1258	FM 800BR	1211	5.50	40.5	10.0	165	1.27	0.61	240	6.4
1261	MD 09NE	1166	5.50	39.0	10.0	180	1.26	0.65	274	8.8
1241	DP 444 BR	1161	4.50	42.5	10.0	148	1.19	0.59	208	6.9
1252	ARKOT 9308	1138	4.00	41.5	10.5	141	1.22	0.60	220	8.2
1273	PHY 800	1110	4.50	43.5	8.5	135	1.24	0.61	204	8.0
1152	DPL 458 BG/RR	1082	4.00	41.0	9.0	140	1.23	0.60	205	7.5
1128	ACALA 1517-99	1072	4.50	39.5	9.5	160	1.30	0.63	238	7.2
1257	FM 966LL	1055	4.50	39.5	10.5	158	1.23	0.61	238	6.2
1249	FM 832 LL	1051	5.00	41.0	9.5	159	1.26	0.60	228	7.4
1262	ST 5599BR	1017	4.00	41.0	9.5	135	1.19	0.58	204	6.7
1196	STV 4892 BR	991	4.00	41.0	9.5	132	1.14	0.58	200	8.0
1253	ARKOT 9513	980	5.00	39.5	9.5	148	1.25	0.62	220	7.9
1254	DP 488BR	935	5.00	40.0	10.0	144	1.26	0.60	209	7.3
1260	GA 200061	932	5.00	42.5	9.0	145	1.21	0.62	222	7.2
1259	GA 200042	862	5.00	41.5	9.0	145	1.20	0.58	203	6.2
1263	TAM 98D-99NE	721	4.50	38.5	9.0	151	1.22	0.62	230	7.8
.	LSD	168	1.52	2.6	1.4	8	0.04	0.03	7	1.0

SL-HVI Starlab (Calibrated to USDA SL-HVI Std.)

VARIETY CODE	VARIETY NAME	MICRO-	2.5%	UNIFO-	STRE-	E	COLORIMETER	MICRO-	SEED	OIL	NITR	
		NAIRE (reading)	S.L. (in.)	MITY (%)	NGTH (g/tex)		HUNTER'S	NAIRE (Reading)	YIELD (lb/ac)			OGEN (%)
1256	FM 960BR	3.95	1.15	84.5	35.5	7.6	74.0	8.9	4.10	1650	21.49	2.64
1255	FM 960B2R	3.95	1.20	85.4	33.0	7.4	76.5	8.2	3.85	1786	20.65	3.15
1224	DP 555 R/R	3.85	1.20	83.9	28.5	7.2	74.0	8.4	3.95	1532	16.60	2.95
1258	FM 800BR	3.40	1.20	86.3	32.5	7.3	74.0	7.4	3.30	1615	19.67	3.41
1261	MD 09NE	3.65	1.25	86.4	36.0	7.7	74.5	8.6	3.60	1755	19.84	3.09
1241	DP 444 BR	3.80	1.20	84.4	29.0	7.5	75.0	8.6	3.55	1589	21.52	3.22
1252	ARKOT 9308	4.20	1.20	85.4	33.0	8.3	70.5	8.3	4.35	1568	20.76	3.30
1273	PHY 800	3.85	1.20	85.4	26.5	7.5	75.5	8.1	3.85	1406	18.22	2.95
1152	DPL 458 BG/RR	4.40	1.20	84.6	32.0	8.0	75.5	8.5	4.15	1520	17.86	2.74
1128	ACALA 1517-99	3.50	1.30	86.3	34.0	7.7	72.5	8.8	3.45	1564	21.51	2.91
1257	FM 966LL	3.80	1.20	84.9	35.5	7.5	73.0	7.3	3.70	1598	21.99	2.82
1249	FM 832 LL	3.65	1.25	86.2	31.5	7.3	76.5	8.5	3.65	1397	19.99	2.68
1262	ST 5599BR	3.55	1.20	84.0	31.5	7.2	73.0	8.9	3.65	1315	20.16	2.90
1196	STV 4892 BR	3.85	1.10	83.9	29.5	7.8	73.0	8.6	3.90	1304	18.58	3.24
1253	ARKOT 9513	3.65	1.20	86.4	31.0	7.8	75.0	8.2	3.55	1266	18.24	3.14
1254	DP 488BR	4.10	1.20	85.4	32.0	7.7	73.5	8.8	4.10	1340	17.50	2.96
1260	GA 200061	4.15	1.20	85.1	31.0	8.1	75.0	8.7	4.10	1333	16.36	2.97
1259	GA 200042	3.90	1.20	84.1	31.0	7.4	73.5	8.2	3.60	980	16.83	3.39
1263	TAM 98D-99NE	4.20	1.20	85.4	35.5	8.5	74.5	9.2	4.10	984	19.77	3.18
.	LSD	0.50	0.06	1.5	2.5	0.6	4.7	1.0	0.58	370	2.37	0.46

VARIETY CODE	VARIETY NAME	---GOSSYPOL LEVELS---			-----AREALOMETER DATA-----						
		PLUS (+)	MINUS (-)	TOTAL (%)	A ---(mm2/mm3)---	D	I	M (%)	p (microns)	w (mg/in)	t (microns)
1256	FM 960BR	0.75	0.58	1.33	472	40.3	1.95	76	51.83	4.25	2.5
1255	FM 960B2R	0.77	0.63	1.39	478	49.8	2.12	70	55.65	4.50	2.4
1224	DP 555 R/R	0.67	0.53	1.20	495	50.5	2.13	70	54.18	4.25	2.4
1258	FM 800BR	0.67	0.59	1.25	562	46.3	2.06	72	46.03	3.17	2.1
1261	MD 09NE	0.97	0.87	1.83	522	52.3	2.16	68	51.95	3.85	2.2
1241	DP 444 BR	0.91	0.61	1.52	541	56.0	2.22	66	51.53	3.68	2.1
1252	ARKOT 9308	1.31	0.84	2.15	471	52.3	2.16	68	57.66	4.77	2.5
1273	PHY 800	0.94	0.72	1.66	521	57.8	2.25	65	54.11	4.02	2.2
1152	DPL 458 BG/RR	0.80	0.64	1.44	458	43.8	2.02	74	55.33	4.68	2.6
1128	ACALA 1517-99	0.88	0.69	1.56	546	52.5	2.16	68	49.92	3.56	2.2
1257	FM 966LL	0.82	0.74	1.56	520	52.5	2.17	68	52.27	3.89	2.2
1249	FM 832 LL	0.70	0.58	1.28	517	47.8	2.09	71	50.75	3.80	2.3
1262	ST 5599BR	1.14	0.69	1.83	497	51.0	2.14	69	54.18	4.23	2.4
1196	STV 4892 BR	0.99	0.73	1.72	500	62.0	2.31	63	58.13	4.50	2.3
1253	ARKOT 9513	0.96	0.75	1.71	546	59.5	2.28	64	52.37	3.72	2.1
1254	DP 488BR	0.92	0.77	1.69	483	49.0	2.11	70	54.83	4.39	2.4
1260	GA 200061	0.89	0.70	1.59	486	51.5	2.15	69	55.50	4.42	2.4
1259	GA 200042	0.83	0.69	1.52	510	59.0	2.27	64	55.89	4.24	2.3
1263	TAM 98D-99NE	1.20	0.89	2.09	470	45.8	2.05	73	54.93	4.57	2.6
.	LSD	0.10	0.10	0.20	53.3	11.0	0.19	7	2.91	0.64	0.3

LOCATION=FLORENCE, SC

VARIETY CODE	VARIETY NAME	LINT	BOLL	LINT PERCENT	SEED INDEX	YARN	DIGITAL FIBROGRAPH		STELOMETER	
		YIELD (lb/acre)	SIZE (g/boll)			TENACITY (mN/TEX)	2.5% S.L. (inches)	50% S.L. (inches)	T1 (mN/tex)	E1 (%)
1152	DPL 458 BG/RR	1393	5.52	44.2	9.2	131	1.20	0.60	207	9.2
1224	DP 555 R/R	1337	5.77	46.8	8.2	123	1.14	0.56	199	7.5
1254	DP 488BR	1281	6.48	43.6	10.0	134	1.21	0.60	207	8.3
1260	GA 200061	1272	5.95	47.4	9.8	139	1.16	0.60	223	7.5
1259	GA 200042	1262	6.23	45.0	10.2	137	1.16	0.59	211	7.8
1196	STV 4892 BR	1218	6.16	46.0	10.9	122	1.15	0.61	196	8.7
1256	FM 960BR	1177	6.57	44.3	10.4	142	1.12	0.57	225	6.0
1273	PHY 800	1147	6.55	46.7	9.9	124	1.18	0.57	189	9.4
1252	ARKOT 9308	1144	6.25	44.8	11.0	134	1.16	0.59	204	8.0
1261	MD 09NE	1131	6.21	43.0	11.3	164	1.19	0.62	255	8.3
1255	FM 960B2R	1044	6.50	44.3	11.6	134	1.20	0.58	213	6.0
1241	DP 444 BR	976	5.91	46.4	10.2	138	1.16	0.58	198	8.2
1249	FM 832 LL	969	6.75	41.3	11.0	144	1.20	0.57	226	6.8
1262	ST 5599BR	963	6.87	45.9	10.6	122	1.12	0.57	205	7.2
1257	FM 966LL	951	6.67	43.3	11.5	157	1.18	0.60	248	6.4
1258	FM 800BR	793	6.00	42.5	10.8	151	1.22	0.60	231	7.3
1128	ACALA 1517-99	773	5.71	41.4	11.6	152	1.23	0.63	239	7.4
1253	ARKOT 9513	703	6.50	45.5	11.3	132	1.14	0.59	205	7.8
.	LSD	272	0.55	1.9	0.6	8	0.03	0.03	15	1.0

SL-HVI Starlab (Calibrated to USDA SL-HVI Std.)

VARIETY CODE	VARIETY NAME	MICRO-	2.5%	UNIFO-	STRE-	E	COLORIMETER	MICRO-	SEED	OIL	NITR
		NAIRE (reading)	S.L. (in.)	MITY (%)	NGTH (g/tex)		HUNTER'S	NAIRE (Reading)	YIELD (lb/ac)		
							Rd	b			

1152	DPL 458 BG/RR	5.15	1.15	83.8	29.5	8.4	76.0	8.6	5.30	1760	20.51	3.16
1224	DP 555 R/R	5.00	1.15	83.7	28.5	7.2	75.0	7.8	5.05	1520	17.54	3.37
1254	DP 488BR	4.85	1.20	86.0	27.5	7.8	73.5	8.6	4.95	1660	19.62	3.12
1260	GA 200061	4.90	1.15	85.0	31.5	8.1	70.0	8.2	5.05	1406	18.05	3.51
1259	GA 200042	5.00	1.15	84.0	29.5	7.9	71.0	8.4	5.15	1543	20.50	3.68
1196	STV 4892 BR	5.40	1.10	85.4	29.0	8.3	70.5	8.8	5.55	1428	20.07	3.58
1256	FM 960BR	4.90	1.10	83.8	33.5	7.9	73.0	8.1	5.05	1483	21.86	2.91
1273	PHY 800	4.85	1.20	84.6	25.5	7.7	72.0	8.7	5.00	1309	20.42	3.59
1252	ARKOT 9308	5.30	1.15	85.7	31.0	8.5	74.0	8.1	5.45	1415	22.16	3.55
1261	MD 09NE	4.60	1.20	85.8	36.0	8.3	73.0	8.5	4.65	1500	22.90	3.45
1255	FM 960B2R	5.00	1.20	83.5	31.5	7.2	68.5	7.8	5.05	1311	22.84	3.22
1241	DP 444 BR	4.55	1.10	84.7	28.5	7.8	70.5	8.6	4.40	1125	22.36	3.40
1249	FM 832 LL	4.00	1.20	85.0	28.5	7.3	73.0	7.9	4.15	1397	20.60	3.40
1262	ST 5599BR	5.15	1.10	84.0	29.5	7.7	72.5	8.9	5.30	1136	23.31	3.16
1257	FM 966LL	4.85	1.15	85.3	35.5	7.8	74.0	8.0	5.05	1244	22.59	3.34
1258	FM 800BR	3.75	1.20	85.3	32.0	7.7	75.0	7.9	3.80	1071	21.24	3.68
1128	ACALA 1517-99	4.55	1.20	85.3	33.5	8.0	71.5	8.8	4.55	1094	20.64	3.68
1253	ARKOT 9513	5.10	1.10	85.1	32.0	8.4	70.5	8.2	5.15	838	22.25	3.40
.	LSD	0.24	0.09	1.1	2.3	0.4	4.5	0.6	0.27	337	0.91	0.35

---GOSSYPOL LEVELS---

-----AREALOMETER DATA-----

VARIETY CODE	VARIETY NAME	PLUS (+)	MINUS (-)	TOTAL (%)	A ---(mm ² /mm ³)---	D	I	M (%)	p (microns)	w (mg/in)	t (microns)
1152	DPL 458 BG/RR	1.04	0.84	1.88	385	33.8	1.84	81	59.90	6.02	3.2
1224	DP 555 R/R	0.89	0.72	1.61	408	32.3	1.81	82	55.69	5.29	3.0
1254	DP 488BR	1.01	0.84	1.85	409	32.0	1.80	82	55.28	5.22	3.0
1260	GA 200061	0.93	0.66	1.59	407	32.5	1.81	82	55.87	5.31	3.0
1259	GA 200042	0.94	0.72	1.66	395	34.8	1.86	80	59.07	5.79	3.1
1196	STV 4892 BR	1.26	0.90	2.16	370	32.8	1.82	81	61.70	6.45	3.3
1256	FM 960BR	0.86	0.66	1.52	421	33.3	1.83	81	54.61	5.03	2.9
1273	PHY 800	0.94	0.72	1.66	433	40.8	1.97	76	57.04	5.10	2.7
1252	ARKOT 9308	1.27	0.83	2.10	380	34.8	1.86	80	61.35	6.24	3.2
1261	MD 09NE	0.98	0.83	1.80	433	34.3	1.85	81	53.50	4.77	2.8
1255	FM 960B2R	0.89	0.71	1.60	393	30.0	1.76	84	56.37	5.55	3.1
1241	DP 444 BR	1.11	0.76	1.87	441	35.5	1.87	80	53.21	4.67	2.7
1249	FM 832 LL	0.70	0.59	1.29	472	35.0	1.86	80	49.49	4.05	2.5
1262	ST 5599BR	1.21	0.78	1.99	425	28.5	1.73	84	51.99	4.91	3.0
1257	FM 966LL	0.79	0.69	1.48	409	24.5	1.65	87	50.66	4.79	3.0
1258	FM 800BR	0.73	0.59	1.31	502	40.0	1.95	76	48.89	3.78	2.4
1128	ACALA 1517-99	0.97	0.73	1.69	432	33.5	1.83	81	53.30	4.78	2.8
1253	ARKOT 9513	1.01	0.76	1.76	398	32.5	1.81	82	57.30	5.58	3.1
.	LSD	0.14	0.14	0.25	50.6	5.8	0.11	4	5.52	1.05	0.4

LOCATION=BELLE MINA, AL

VARIETY CODE	VARIETY NAME	LINT YIELD (lb/acre)	BOLL SIZE (g/boll)	LINT PERCENT	SEED INDEX	YARN TENACITY (mN/TEX)	DIGITAL FIBROGRAPH 2.5% S.L. (inches)	50% S.L. (inches)	STELOMETER T1 (mN/tex)	E1 (%)
1256	FM 960BR	1290	4.95	42.7	9.6	150	1.13	0.58	215	6.3
1262	ST 5599BR	1273	5.07	41.7	9.8	123	1.17	0.56	193	7.0
1261	MD 09NE	1269	4.69	41.0	9.9	159	1.19	0.61	259	7.4
1254	DP 488BR	1262	5.17	42.8	9.5	134	1.24	0.61	226	8.1
1260	GA 200061	1249	4.92	44.0	9.0	135	1.20	0.62	208	7.5

1196	STV 4892 BR	1241	4.37	42.8	10.3	122	1.15	0.60	199	9.2
1257	FM 966LL	1236	5.05	42.3	10.5	146	1.19	0.61	219	6.7
1224	DP 555 R/R	1217	4.35	45.5	7.6	128	1.18	0.57	208	7.0
1255	FM 960B2R	1212	5.08	40.3	10.2	135	1.21	0.58	200	6.5
1241	DP 444 BR	1208	4.22	44.3	8.5	139	1.14	0.59	202	8.4
1252	ARKOT 9308	1197	4.59	41.8	10.3	132	1.15	0.60	207	6.9
1259	GA 200042	1187	4.94	43.3	9.1	129	1.15	0.57	212	7.4
1253	ARKOT 9513	1155	4.75	43.0	10.2	136	1.24	0.63	215	9.7
1152	DPL 458 BG/RR	1146	4.57	41.3	8.6	129	1.20	0.59	198	9.3
1249	FM 832 LL	1103	4.99	41.3	9.9	145	1.23	0.60	198	7.3
1258	FM 800BR	973	5.07	41.7	9.9	153	1.25	0.62	204	7.1
1128	ACALA 1517-99	794	4.50	39.5	10.1	149	1.21	0.58	241	7.3
.	LSD	182	0.46	1.0	0.9	7	0.04	0.03	12	1.3

SL-HVI Starlab (Calibrated to USDA SL-HVI Std.)

VARIETY CODE	VARIETY NAME	MICRO-NAIRE (reading)	2.5% S.L. (in.)	UNIFORMITY (%)	STRENGTH (g/tex)	E	COLORIMETER HUNTER'S Rd	b	MICRO-NAIRE (Reading)	SEED YIELD (lb/ac)	OIL (%)	NITROGEN (%)
1256	FM 960BR	4.30	1.10	84.6	31.5	8.2	76.0	8.8	4.40	1730	21.72	2.86
1262	ST 5599BR	4.15	1.15	83.5	28.0	8.0	75.0	9.4	4.15	1781	21.57	3.04
1261	MD 09NE	4.30	1.20	85.2	32.0	8.4	74.0	9.1	4.20	1828	21.54	2.98
1254	DP 488BR	4.35	1.20	85.5	29.5	8.4	76.5	9.6	4.45	1687	19.08	2.97
1260	GA 200061	4.30	1.20	85.3	28.5	8.0	74.5	9.1	4.20	1588	17.94	3.28
1196	STV 4892 BR	4.35	1.10	84.9	27.5	8.4	74.5	9.6	4.40	1661	18.31	2.94
1257	FM 966LL	4.35	1.20	85.2	30.0	8.0	76.0	8.8	4.45	1690	22.43	2.84
1224	DP 555 R/R	4.25	1.15	84.7	27.5	7.7	77.5	8.5	4.35	1456	18.43	3.18
1255	FM 960B2R	4.25	1.20	84.6	30.5	7.9	75.5	8.8	4.35	1801	22.70	2.86
1241	DP 444 BR	3.65	1.10	84.8	27.5	8.3	76.0	8.8	3.95	1522	21.04	3.19
1252	ARKOT 9308	4.85	1.15	86.0	30.5	8.9	76.0	9.2	4.95	1672	21.44	3.23
1259	GA 200042	4.30	1.15	84.7	28.5	8.3	77.5	9.1	4.60	1551	19.73	3.11
1253	ARKOT 9513	3.90	1.20	85.4	27.5	8.0	72.5	9.1	4.15	1537	20.82	3.05
1152	DPL 458 BG/RR	4.65	1.10	84.6	28.0	8.3	76.0	8.9	4.50	1632	18.90	2.81
1249	FM 832 LL	3.65	1.20	85.0	29.0	7.7	73.5	7.8	3.75	1575	20.44	2.84
1258	FM 800BR	3.65	1.20	85.9	29.5	7.7	78.0	8.2	3.35	1363	19.87	3.18
1128	ACALA 1517-99	3.90	1.20	84.2	31.0	7.9	72.5	9.0	3.95	1216	21.17	3.15
.	LSD	0.49	0.07	1.1	1.7	0.6	2.3	0.6	0.47	240	1.43	0.29

---GOSSYPOL LEVELS---

-----AREALOMETER DATA-----

VARIETY CODE	VARIETY NAME	PLUS (+)	MINUS (-)	TOTAL (%)	A	D	M	I	p (%)	w (microns)	t (mg/in)	(microns)
1256	FM 960BR	0.80	0.61	1.41	448	37.5	1.91	78	53.48	4.62	2.7	
1262	ST 5599BR	1.19	0.75	1.93	481	50.5	2.13	69	55.52	4.46	2.4	
1261	MD 09NE	1.01	0.87	1.88	464	40.3	1.96	76	53.01	4.42	2.6	
1254	DP 488BR	0.99	0.81	1.80	445	43.3	2.01	74	56.94	5.00	2.7	
1260	GA 200061	0.95	0.68	1.63	482	47.8	2.08	71	54.20	4.35	2.4	
1196	STV 4892 BR	1.09	0.79	1.88	473	54.8	2.20	67	58.50	4.79	2.5	
1257	FM 966LL	0.89	0.74	1.63	444	36.8	1.89	79	53.63	4.68	2.7	
1224	DP 555 R/R	0.81	0.61	1.42	426	33.8	1.84	81	54.19	4.92	2.8	
1255	FM 960B2R	0.87	0.67	1.54	434	42.0	1.99	75	57.39	5.12	2.8	
1241	DP 444 BR	0.91	0.61	1.51	510	50.3	2.13	69	52.41	3.98	2.3	
1252	ARKOT 9308	1.41	0.88	2.29	418	37.3	1.90	78	57.14	5.28	2.9	
1259	GA 200042	0.92	0.72	1.64	441	41.5	1.98	75	56.39	4.95	2.7	
1253	ARKOT 9513	1.01	0.78	1.79	493	55.0	2.21	67	56.23	4.43	2.4	
1152	DPL 458 BG/RR	0.84	0.66	1.50	441	46.3	2.06	72	58.74	5.17	2.7	
1249	FM 832 LL	0.71	0.55	1.25	502	42.5	2.00	74	49.90	3.85	2.3	
1258	FM 800BR	0.75	0.59	1.34	505	42.0	1.99	75	49.43	3.79	2.3	
1128	ACALA 1517-99	0.81	0.63	1.44	484	39.5	1.95	76	50.40	4.03	2.4	
.	LSD	0.08	0.08	0.14	45.2	12.4	0.21	8	3.85	0.66	0.3	

[RETURN TO 2004 NCVT COVER PAGE](#)



***Thank you for your interest in the ongoing work of the
National Cotton Variety Test Program.***

Questions or comments to: ekeene@ars.usda.gov

United States Department of Agriculture

**Agricultural Research Service
Mid-South Area
Crop Genetics and Production Research Unit
National Cotton Variety Test Program
P O Box 345
Stoneville, MS 38776
(662) 686-5241
Fax (662) 686-5218**

Other links:

[Crop Genetics and Production Research Unit Home Page](#)

[Publications of the Crop Genetics & Production Research Unit](#)

[Jamie Whitten Delta States Research Center](#)

**All Internet Versions of the NCVT Publications are accessible through
either the Jamie Whitten Delta States Research Center or the
Crop Genetics and Production Research Unit sites**



2004 National Cotton Variety Test



Crop Genetics & Production Research Unit
P O Box 345
Stoneville, MS 38776

(662) 686-5378
(662) 686-5218 (fax)

National Cotton Variety Tests, 2004
Yield, Boll, Seed, Spinning and Data

2004 PIMA REGIONAL COTTON VARIETY TEST

VARIETIES COMBINING LOCATIONS

VARIETY CODE	VARIETY NAME	LINT YIELD (lb/acre)	BOLL SIZE (g/boll)	LINT PERCENT	SEED INDEX	YARN TENACITY (mN/TEX)	DIGITAL FIBROGRAPH 2.5% S.L. (inches)	DIGITAL FIBROGRAPH 50% S.L. (inches)	STELOMETER T1 (mN/tex)	STELOMETER E1 (%)
1272	DP 340	1492	3.40	38.5	12.5	196	1.37	0.66	324	6.8
1273	PHY 800	1375	3.22	37.6	12.8	213	1.45	0.69	324	7.9
615	PIMA S-7	1333	3.15	37.9	12.2	210	1.40	0.69	330	7.3
1182	DPL 744	1282	3.34	37.7	12.6	208	1.46	0.69	337	6.9
1271	BR 007	1192	3.06	37.7	12.3	205	1.43	0.68	319	6.8
1211	PHY 76	1132	3.06	37.6	12.5	204	1.41	0.71	322	9.2
.	LSD	296	0.32	1.5	0.6	13	0.07	0.06	23	1.1

VARIETY CODE	VARIETY NAME	MICRO-NAIRE (reading)	SL-HVI Starlab (Calibrated to USDA SL-HVI Std.)				SEED YIELD (lb/ac)	OIL (%)	NITROGEN (%)			
			2.5% S.L. (in.)	UNIFORMITY (%)	STRENGTH (g/tex)	COLORIMETER HUNTER'S Rd						
1272	DP 340	4.48	1.35	87.3	44.8	9.4	68.3	11.3	4.38	2419	24.76	3.38
1273	PHY 800	3.85	1.40	89.1	46.8	9.5	68.5	11.3	3.93	2320	22.53	3.62
615	PIMA S-7	4.08	1.38	88.1	47.5	9.4	67.8	11.5	4.28	2293	23.63	3.37
1182	DPL 744	4.35	1.40	88.6	46.0	9.4	69.3	10.8	4.33	2059	22.99	3.61
1271	BR 007	4.10	1.40	88.6	46.5	9.1	62.5	12.3	4.03	2001	23.40	3.55
1211	PHY 76	4.28	1.38	88.6	46.5	10.0	64.8	12.5	4.33	1792	21.53	3.58
.	LSD	0.52	0.05	1.9	5.6	0.8	4.4	1.5	0.30	316	2.26	0.40

VARIETY CODE	VARIETY NAME	---GOSSYPOL LEVELS---			-----AREALOMETER DATA-----						
		PLUS (+)	MINUS (-)	TOTAL (%)	A	D	I	M	p	w	t
1272	DP 340	0.66	0.80	1.46

1273	PHY 800	0.60	0.65	1.25
615	PIMA S-7	0.71	0.79	1.50
1182	DPL 744	0.82	0.85	1.67
1271	BR 007	0.70	0.79	1.49
1211	PHY 76	0.68	0.68	1.36
.	LSD	0.17	0.16	0.33

reg=61 REGION=PIMA El Paso, TX

VARIETY CODE	VARIETY NAME	LINT YIELD (lb/acre)	BOLL SIZE (g/boll)	LINT PERCENT	SEED INDEX	YARN TENACITY (mN/TEX)	DIGITAL FIBROGRAPH 2.5% S.L. (inches)	DIGITAL FIBROGRAPH 50% S.L. (inches)	STELOMETER T1 (mN/tex)	STELOMETER E1 (%)
1272	DP 340	1334	3.60	38.7	12.6	187	1.34	0.63	299	7.8
1273	PHY 800	1301	3.50	38.6	12.5	211	1.45	0.68	301	8.6
1271	BR 007	1229	3.20	39.1	12.2	203	1.38	0.63	305	7.3
1182	DPL 744	1219	3.65	38.7	12.8	198	1.45	0.68	327	7.8
615	PIMA S-7	1162	3.35	38.8	12.5	206	1.40	0.67	314	7.9
1211	PHY 76	1122	3.45	38.7	12.7	197	1.39	0.72	311	10.5

SL-HVI Starlab (Calibrated to USDA SL-HVI Std.)												
VARIETY CODE	VARIETY NAME	MICRO-NAIRE (reading)	2.5% S.L. (in.)	UNIFO-MITY (%)	STRE-NGTH (g/tex)	SEED E	COLORIMETER HUNTER'S Rd	MICRO-NAIRE (Reading) b	SEED YIELD (lb/ac)	OIL (%)	NITR OGEN (%)	
1272	DP 340	4.40	1.35	86.6	42.0	9.2	67.0	11.0	4.25	2190	26.60	3.02
1273	PHY 800	3.65	1.40	89.9	45.0	9.1	65.5	11.0	3.75	2133	23.22	3.27
1271	BR 007	3.80	1.40	88.9	43.5	8.7	60.5	12.0	3.80	1971	23.91	3.20
1182	DPL 744	4.30	1.40	88.9	42.5	8.9	66.5	11.0	4.30	1806	23.29	3.24
615	PIMA S-7	3.75	1.40	88.0	42.5	8.8	67.5	11.0	4.05	2022	23.99	2.95
1211	PHY 76	4.30	1.35	88.1	46.0	10.0	64.5	11.5	4.25	1605	22.89	2.95

---GOSSYPOL LEVELS---											
VARIETY CODE	VARIETY NAME	PLUS (+)	MINUS (-)	TOTAL (%)	A	D	AREALOMETER DATA				
							I	M (%)	p (microns)	w (mg/in)	t (microns)
1272	DP 340	0.78	0.92	1.70
1273	PHY 800	0.65	0.69	1.34
1271	BR 007	0.81	0.89	1.69
1182	DPL 744	0.88	0.91	1.79
615	PIMA S-7	0.88	0.92	1.80
1211	PHY 76	0.83	0.83	1.66

reg=62 REGION=PIMA Maricopa, AZ

VARIETY CODE	VARIETY NAME	LINT YIELD (lb/acre)	BOLL SIZE (g/boll)	LINT PERCENT	SEED INDEX	YARN TENACITY (mN/TEX)	DIGITAL FIBROGRAPH 2.5% S.L. (inches)	DIGITAL FIBROGRAPH 50% S.L. (inches)	STELOMETER T1 (mN/tex)	STELOMETER E1 (%)
1272	DP 340	1651	3.20	38.4	12.4	205	1.40	0.68	349	5.8
615	PIMA S-7	1505	2.96	37.0	12.0	213	1.41	0.71	347	6.7

1273	PHY 800	1449	2.93	36.6	13.1	214	1.45	0.71	348	7.3
1182	DPL 744	1345	3.04	36.8	12.5	218	1.46	0.71	346	6.0
1271	BR 007	1154	2.91	36.2	12.3	207	1.49	0.73	334	6.3
1211	PHY 76	1141	2.68	36.6	12.4	211	1.44	0.71	333	7.9

SL-HVI Starlab (Calibrated to USDA SL-HVI Std.)

VARIETY CODE	VARIETY NAME	MICRO-NAIRE (reading)	2.5% S.L. (in.)	UNIFORMITY (%)	STRENGTH (g/tex)	E	COLORIMETER HUNTER'S Rd	b	MICRO-NAIRE (Reading)	SEED YIELD (lb/ac)	OIL (%)	NITROGEN (%)
1272	DP 340	4.55	1.35	88.1	47.5	9.6	69.5	11.5	4.50	2647	22.92	3.73
615	PIMA S-7	4.40	1.35	88.2	52.5	10.0	68.0	12.0	4.50	2565	23.28	3.79
1273	PHY 800	4.05	1.40	88.3	48.5	9.9	71.5	11.5	4.10	2507	21.84	3.96
1182	DPL 744	4.40	1.40	88.4	49.5	9.9	72.0	10.5	4.35	2313	22.70	3.98
1271	BR 007	4.40	1.40	88.2	49.5	9.5	64.5	12.5	4.25	2031	22.89	3.89
1211	PHY 76	4.25	1.40	89.1	47.0	10.0	65.0	13.5	4.40	1979	20.17	4.21

---GOSSYPOL LEVELS---

-----AREALOMETER DATA-----

VARIETY CODE	VARIETY NAME	PLUS (+)	MINUS (-)	TOTAL (%)	A (mm2/mm3)	D	I	M (%)	p (microns)	w (mg/in)	t (microns)
1272	DP 340	0.55	0.68	1.22
615	PIMA S-7	0.55	0.66	1.20
1273	PHY 800	0.55	0.61	1.16
1182	DPL 744	0.76	0.80	1.56
1271	BR 007	0.59	0.70	1.29
1211	PHY 76	0.52	0.54	1.06

REGION=PIMA

REGION=PIMA

REGION=PIMA

INDIVIDUAL COMPONENT DATA

BOLL SIZE, GRAM PER BOLL		LINT PERCENT		SEED INDEX	
DP 340	3.40	DP 340	38.5	PHY 800	12.8
DPL 744	3.34	PIMA S-7	37.9	DPL 744	12.6
PHY 800	3.22	DPL 744	37.7	PHY 76	12.5
PIMA S-7	3.15	BR 007	37.7	DP 340	12.5
PHY 76	3.06	PHY 76	37.6	BR 007	12.3
BR 007	3.06	PHY 800	37.6	PIMA S-7	12.2
LSD	0.32	LSD	1.5	LSD	0.6

2.5% S.L. (INCHES)

UR (PERCENT)

STRENGTH (G/TEX)

PHY 800	1.40	PHY 800	89.1	PIMA S-7	47.5
DPL 744	1.40	DPL 744	88.6	PHY 800	46.8
BR 007	1.40	PHY 76	88.6	PHY 76	46.5
PHY 76	1.38	BR 007	88.6	BR 007	46.5
PIMA S-7	1.38	PIMA S-7	88.1	DPL 744	46.0
DP 340	1.35	DP 340	87.3	DP 340	44.8
LSD	0.05	LSD	1.9	LSD	5.6

E

PHY 76	10.0
PHY 800	9.5
PIMA S-7	9.4
DPL 744	9.4
DP 340	9.4
BR 007	9.1
LSD	0.8

MICRONAIRE (SL-HVI)

DP 340	4.38
PHY 76	4.33
DPL 744	4.33
PIMA S-7	4.28
BR 007	4.03
PHY 800	3.93
LSD	0.30

COLORIMETER - Rd

DPL 744	69.3
PHY 800	68.5
DP 340	68.3
PIMA S-7	67.8
PHY 76	64.8
BR 007	62.5
LSD	4.4

COLORIMETER - b

PHY 76	12.5
BR 007	12.3
PIMA S-7	11.5
PHY 800	11.3
DP 340	11.3
DPL 744	10.8
LSD	1.5

MICRONAIRE

DP 340	4.48
DPL 744	4.35
PHY 76	4.28
BR 007	4.10
PIMA S-7	4.08
PHY 800	3.85
LSD	0.52

STELOMETER - E1

PHY 76	9.2
PHY 800	7.9
PIMA S-7	7.3
DPL 744	6.9
DP 340	6.8
BR 007	6.8
LSD	1.1

STELOMETER - T1

DPL 744	337
PIMA S-7	330
PHY 800	324
DP 340	324
PHY 76	322
BR 007	319
LSD	23

FIBROGRAPH--50% S.L.

PHY 76	0.71
DPL 744	0.69
PHY 800	0.69
PIMA S-7	0.69
BR 007	0.68
DP 340	0.66
LSD	0.06

FIBROGRAPH--2.5% S.L.

DPL 744	1.46
PHY 800	1.45
BR 007	1.43
PHY 76	1.41
PIMA S-7	1.40
DP 340	1.37
LSD	0.07

YARN TENACITY

PHY 800	213
PIMA S-7	210
DPL 744	208
BR 007	205
PHY 76	204
DP 340	196
LSD	13

AREALOMETER - A (mm²/mm³)

PHY 800	.
PIMA S-7	.
DPL 744	.
BR 007	.
PHY 76	.
DP 340	.
LSD	.

AREALOMETER - D (mm²/mm³)

PHY 800	.
PIMA S-7	.
DPL 744	.
BR 007	.
PHY 76	.
DP 340	.
LSD	.

AREALOMETER - I

PHY 800	.
PIMA S-7	.
DPL 744	.
BR 007	.
PHY 76	.

AREALOMETER - M (PERCENT)

PHY 800	.
PIMA S-7	.
DPL 744	.
BR 007	.
PHY 76	.

AREALOMETER - p (Microns)

PHY 800	.
PIMA S-7	.
DPL 744	.
BR 007	.
PHY 76	.

DP 340	.	DP 340	.	DP 340	.
LSD	.	LSD	.	LSD	.

AREALOMETER - w (MG/INCH)

PHY 800	.
PIMA S-7	.
DPL 744	.
BR 007	.
PHY 76	.
DP 340	.
LSD	.

AREALOMETER - t (MICRONS)

PHY 800	.
PIMA S-7	.
DPL 744	.
BR 007	.
PHY 76	.
DP 340	.
LSD	.

SEED YIELD (LB/ACRE)

DP 340	2419
PHY 800	2320
PIMA S-7	2293
DPL 744	2059
BR 007	2001
PHY 76	1792
LSD	316

OIL (PERCENT)

DP 340	24.76
PIMA S-7	23.63
BR 007	23.40
DPL 744	22.99
PHY 800	22.53
PHY 76	21.53
LSD	2.26

NITROGEN (PERCENT)

PHY 800	3.62
DPL 744	3.61
PHY 76	3.58
BR 007	3.55
DP 340	3.38
PIMA S-7	3.37
LSD	0.40

PLUS GOSSYPOL

DPL 744	0.82
PIMA S-7	0.71
BR 007	0.70
PHY 76	0.68
DP 340	0.66
PHY 800	0.60
LSD	0.17

MINUS GOSSYPOL

DPL 744	0.85
DP 340	0.80
BR 007	0.79
PIMA S-7	0.79
PHY 76	0.68
PHY 800	0.65
LSD	0.16

TOTAL GOSSYPOL (PERCENT)

DPL 744	1.67
PIMA S-7	1.50
BR 007	1.49
DP 340	1.46
PHY 76	1.36
PHY 800	1.25
LSD	0.33

reg=61 REGION=PIMA
LOCATIONS COMBINING VARIETIES

LOCATION	LINT	BOLL	LINT	SEED	YARN	DIGITAL FIBROGRAPH		STELOMETER	
	YIELD	SIZE				PERCENT	INDEX	TENACITY	2.5% S.L.
	(lb/acre)	(g/boll)			(mN/TEX)	(inches)	(inches)	(mN/tex)	(%)
MARICOPA, AZ	1374	2.95	36.9	12.4	211	1.44	0.71	343	6.6
EL PASO, TX (PIMA)	1228	3.46	38.7	12.5	200	1.40	0.67	309	8.3

LOCATION	MICRO-NAIRE	SL-HVI Starlab (Calibrated to USDA SL-HVI Std.)				COLORIMETER	MICRO-NAIRE	SEED YIELD	OIL	NITROGEN	
		2.5% S.L.	UNIFORMITY	STRENGTH	SEED INDEX						
	(reading)	(in.)	(%)	(g/tex)	E	Rd	b (Reading)	(lb/ac)	(%)	(%)	
MARICOPA, AZ	4.34	1.38	88.4	49.1	9.8	68.4	11.9	4.35	2340	22.30	3.93
EL PASO, TX (PIMA)	4.03	1.38	88.4	43.6	9.1	65.3	11.3	4.07	1954	23.98	3.10

LOCATION	---GOSSYPOL LEVELS---			-----AREALOMETER DATA-----						
	PLUS (+)	MINUS (-)	TOTAL (%)	A ---(mm2/mm3)---	D	I	M (%)	p (microns)	w (mg/in)	t (microns)
MARICOPA, AZ	0.59	0.66	1.25
EL PASO, TX (PIMA)	0.80	0.86	1.66

LOCATION=EL PASO, TX (PIMA)

VARIETY CODE	VARIETY NAME	LINT YIELD (lb/acre)	BOLL SIZE (g/boll)	LINT PERCENT	SEED INDEX	YARN TENACITY (mN/TEX)	DIGITAL 2.5% S.L. (inches)	FIBROGRAPH 50% S.L. (inches)	STELOMETER T1 (mN/tex)	E1 (%)
1272	DP 340	1334	3.60	38.7	12.6	187	1.34	0.63	299	7.8
1273	PHY 800	1301	3.50	38.6	12.5	211	1.45	0.68	301	8.6
1271	BR 007	1229	3.20	39.1	12.2	203	1.38	0.63	305	7.3
1182	DPL 744	1219	3.65	38.7	12.8	198	1.45	0.68	327	7.8
615	PIMA S-7	1162	3.35	38.8	12.5	206	1.40	0.67	314	7.9
1211	PHY 76	1122	3.45	38.7	12.7	197	1.39	0.72	311	10.5
.	LSD	235	0.13	0.5	0.4	7	0.08	0.04	18	1.7

SL-HVI Starlab (Calibrated to USDA SL-HVI Std.)												
VARIETY CODE	VARIETY NAME	MICRO- NAIRE (reading)	2.5% S.L. (in.)	UNIFO- MITY (%)	STRE- NGTH (g/tex)	E	COLORIMETER HUNTER'S Rd	MICRO- NAIRE (Reading)	SEED YIELD (lb/ac)	OIL (%)	NITR OGEN (%)	
1272	DP 340	4.40	1.35	86.6	42.0	9.2	67.0	11.0	4.25	2190	26.60	3.02
1273	PHY 800	3.65	1.40	89.9	45.0	9.1	65.5	11.0	3.75	2133	23.22	3.27
1271	BR 007	3.80	1.40	88.9	43.5	8.7	60.5	12.0	3.80	1971	23.91	3.20
1182	DPL 744	4.30	1.40	88.9	42.5	8.9	66.5	11.0	4.30	1806	23.29	3.24
615	PIMA S-7	3.75	1.40	88.0	42.5	8.8	67.5	11.0	4.05	2022	23.99	2.95
1211	PHY 76	4.30	1.35	88.1	46.0	10.0	64.5	11.5	4.25	1605	22.89	2.95
.	LSD	0.32	0.09	2.7	9.9	0.9	3.2	0.7	0.21	332	1.77	0.51

VARIETY CODE	VARIETY NAME	---GOSSYPOL LEVELS---			-----AREALOMETER DATA-----						
		PLUS (+)	MINUS (-)	TOTAL (%)	A ---(mm2/mm3)---	D	I	M (%)	p (microns)	w (mg/in)	t (microns)
1272	DP 340	0.78	0.92	1.70
1273	PHY 800	0.65	0.69	1.34
1271	BR 007	0.81	0.89	1.69
1182	DPL 744	0.88	0.91	1.79
615	PIMA S-7	0.88	0.92	1.80
1211	PHY 76	0.83	0.83	1.66
.	LSD	0.06	0.06	0.13

LOCATION=MARICOPA, AZ

VARIETY CODE	VARIETY NAME	LINT	BOLL	LINT PERCENT	SEED INDEX	YARN	DIGITAL FIBROGRAPH		STELOMETER	
		YIELD (lb/acre)	SIZE (g/boll)			TENACITY (mN/TEX)	2.5% S.L. (inches)	50% S.L. (inches)	T1 (mN/tex)	E1 (%)
1272	DP 340	1651	3.20	38.4	12.4	205	1.40	0.68	349	5.8
615	PIMA S-7	1505	2.96	37.0	12.0	213	1.41	0.71	347	6.7
1273	PHY 800	1449	2.93	36.6	13.1	214	1.45	0.71	348	7.3
1182	DPL 744	1345	3.04	36.8	12.5	218	1.46	0.71	346	6.0
1271	BR 007	1154	2.91	36.2	12.3	207	1.49	0.73	334	6.3
1211	PHY 76	1141	2.68	36.6	12.4	211	1.44	0.71	333	7.9
.	LSD	182	0.28	0.7	0.5	9	0.02	0.05	39	0.9

VARIETY CODE	VARIETY NAME	MICRO- NAIRE (reading)	SL-HVI Starlab (Calibrated to USDA SL-HVI Std.)				SEED YIELD (lb/ac)	OIL (%)	NITR OGEN (%)			
			2.5% S.L. (in.)	UNIFO- MITY (%)	STRE- NGTH (g/tex)	E				COLORIMETER HUNTER'S Rd	MICRO- NAIRE (Reading)	
1272	DP 340	4.55	1.35	88.1	47.5	9.6	69.5	11.5	4.50	2647	22.92	3.73
615	PIMA S-7	4.40	1.35	88.2	52.5	10.0	68.0	12.0	4.50	2565	23.28	3.79
1273	PHY 800	4.05	1.40	88.3	48.5	9.9	71.5	11.5	4.10	2507	21.84	3.96
1182	DPL 744	4.40	1.40	88.4	49.5	9.9	72.0	10.5	4.35	2313	22.70	3.98
1271	BR 007	4.40	1.40	88.2	49.5	9.5	64.5	12.5	4.25	2031	22.89	3.89
1211	PHY 76	4.25	1.40	89.1	47.0	10.0	65.0	13.5	4.40	1979	20.17	4.21
.	LSD	0.41	0.09	2.1	5.4	0.5	3.1	1.7	0.18	263	0.88	0.36

VARIETY CODE	VARIETY NAME	---GOSSYPOL LEVELS---			-----AREALOMETER DATA-----						
		PLUS (+)	MINUS (-)	TOTAL (%)	A	D	I	M	p	w	t
					---(mm2/mm3)---						
1272	DP 340	0.55	0.68	1.22
615	PIMA S-7	0.55	0.66	1.20
1273	PHY 800	0.55	0.61	1.16
1182	DPL 744	0.76	0.80	1.56
1271	BR 007	0.59	0.70	1.29
1211	PHY 76	0.52	0.54	1.06
.	LSD	0.16	0.16	0.36

[RETURN TO 2004 NCVT COVER PAGE](#)



**Thank you for your interest in the ongoing work of the
National Cotton Variety Test Program.**

Questions or comments to: ekeene@ars.usda.gov

United States Department of Agriculture

**Agricultural Research Service
Mid-South Area
Crop Genetics and Production Research Unit
National Cotton Variety Test Program
P O Box 345
Stoneville, MS 38776
(662) 686-5241
Fax (662) 686-5218**



Other links:

[Crop Genetics and Production Research Unit Home Page](#)

[Publications of the Crop Genetics & Production Research Unit](#)

[Jamie Whitten Delta States Research Center](#)

**All Internet Versions of the NCVT Publications are accessible through
either the Jamie Whitten Delta States Research Center or the
Crop Genetics and Production Research Unit sites**



2004 National Cotton Variety Test



Crop Genetics & Production Research Unit
P O Box 345
Stoneville, MS 38776

(662) 686-5378
(662) 686-5218 (fax)

National Cotton Variety Tests, 2004
Yield, Boll, Seed, Spinning and Data

2004 PLAINS REGIONAL COTTON VARIETY TEST

VARIETIES COMBINING LOCATIONS

VARIETY CODE	VARIETY NAME	LINT YIELD (lb/acre)	BOLL SIZE (g/boll)	LINT PERCENT	SEED INDEX	YARN TENACITY (mN/TEX)	DIGITAL FIBROGRAPH 2.5% S.L. (inches)	DIGITAL FIBROGRAPH 50% S.L. (inches)	STELOMETER T1 (mN/tex)	STELOMETER E1 (%)
1196	STV 4892 BR	864	4.83	32.4	9.9	119	1.06	0.52	193	8.3
1216	STV 2454 RR	829	5.53	32.2	10.4	120	1.05	0.53	196	8.8
1169	FIBERMAX 958	827	5.37	32.2	10.3	138	1.14	0.54	216	7.0
1215	PM 2266 RR	813	5.78	29.2	11.6	125	1.09	0.54	211	9.2
1214	PM 2167 RR	809	5.03	31.2	9.6	119	1.02	0.52	192	8.0
1019	ALL TEX ATLAS	790	5.52	28.9	11.2	130	1.08	0.54	217	9.3
1152	DPL 458 BG/RR	788	4.43	31.3	8.7	122	1.09	0.52	196	9.1
971	STV 474	765	4.62	32.7	9.7	119	1.07	0.53	193	8.8
1135	PAYMASTER 2326 RR	757	5.33	29.8	10.4	128	1.06	0.54	217	8.6

1212	ALL TEX ATLAS RR	757	5.44	29.9	10.5	121	1.06	0.52	201	9.0
1213	FM 5013	742	5.08	29.5	10.1	127	1.05	0.53	212	9.3
1217	TAMCOT LUXOR	721	5.88	30.4	10.6	123	1.05	0.53	207	8.0
1128	ACALA 1517-99	703	5.13	30.5	10.7	156	1.17	0.57	244	8.0
.	LSD	125	0.29	1.5	0.4	9	0.03	0.02	12	0.8

SL-HVI Starlab (Calibrated to USDA SL-HVI Std.)

VARIETY CODE	VARIETY NAME	MICRO-NAIRE (reading)	2.5% S.L. (in.)	UNIFO-MITY (%)	STRE-NGTH (g/tex)	E	COLORIMETER HUNTER'S Rd	b	MICRO-NAIRE (Reading)	SEED YIELD (lb/ac)	OIL (%)	NITR OGEN (%)
1196	STV 4892 BR	5.00	1.04	82.4	28.8	8.6	69.4	9.0	5.13	1805	19.25	3.61
1216	STV 2454 RR	5.00	1.05	82.6	28.9	8.9	72.8	8.8	4.93	1756	19.66	3.77
1169	FIBERMAX 958	4.76	1.13	82.4	29.8	7.6	71.4	8.0	4.75	1758	20.71	3.44
1215	PM 2266 RR	4.63	1.06	82.3	30.6	8.5	69.6	8.3	4.59	1932	20.51	3.44
1214	PM 2167 RR	4.88	1.00	81.8	28.9	8.6	69.9	8.7	4.95	1696	21.29	3.61
1019	ALL TEX ATLAS	4.90	1.06	82.7	29.6	8.6	69.5	8.0	4.86	1931	21.20	3.55
1152	DPL 458 BG/RR	4.78	1.06	82.1	29.1	8.7	72.6	8.3	4.83	1658	19.41	3.44
971	STV 474	5.21	1.05	82.7	28.3	8.6	69.6	9.1	5.16	1445	18.98	3.70
1135	PAYMASTER 2326 RR	4.83	1.06	83.0	30.9	8.7	69.3	8.3	4.98	1802	20.35	3.43
1212	ALL TEX ATLAS RR	4.78	1.03	82.2	29.5	8.5	70.1	8.3	4.83	1791	21.58	3.54
1213	FM 5013	4.84	1.05	82.5	29.9	8.6	69.9	8.1	4.83	1706	20.35	3.54
1217	TAMCOT LUXOR	4.65	1.04	82.4	29.1	8.2	68.4	8.4	4.85	1607	20.50	3.72
1128	ACALA 1517-99	4.34	1.15	83.1	32.3	8.5	69.5	8.4	4.38	1603	20.75	3.80
.	LSD	0.35	0.03	0.5	1.7	0.5	2.1	0.5	0.33	220	0.99	0.22

---GOSSYPOL LEVELS---

---AREALOMETER DATA---

VARIETY CODE	VARIETY NAME	PLUS (+)	MINUS (-)	TOTAL (%)	A --- (mm2/mm3) ---	D	I	M (%)	p (microns)	w (mg/in)	t (microns)
1196	STV 4892 BR	0.95	0.68	1.63	400	38.1	1.91	78	59.96	5.82	3.0
1216	STV 2454 RR	0.75	0.51	1.25
1169	FIBERMAX 958	0.55	0.56	1.11
1215	PM 2266 RR	0.71	0.50	1.21
1214	PM 2167 RR	0.79	0.45	1.24
1019	ALL TEX ATLAS	0.79	0.60	1.38	412	35.7	1.87	79	57.05	5.38	2.9

1152 DPL 458 BG/RR	0.82	0.62	1.44	421	37.6	1.90	78	56.58	5.23	2.9
971 STV 474	0.95	0.66	1.62
1135 PAYMASTER 2326 RR	0.81	0.63	1.44
1212 ALL TEX ATLAS RR	0.81	0.61	1.42
1213 FM 5013	0.79	0.60	1.39
1217 TAMCOT LUXOR	0.65	0.49	1.14
1128 ACALA 1517-99	0.73	0.52	1.26	445	33.3	1.82	81	51.33	4.47	2.7
. LSD	0.10	0.07	0.17	28.1	9.9	0.18	7	3.26	0.46	0.2

FOR SUB-REGIONAL LOCATIONS: LUBBOCK, TX AND LAMESA, TX

VARIETY CODE	VARIETY NAME	LINT	BOLL	YARN			DIGITAL FIBROGRAPH		STELOMETER	
		YIELD (lb/acre)	SIZE (g/boll)	LINT PERCENT	SEED INDEX	TENACITY (mN/TEX)	2.5% S.L. (inches)	50% S.L. (inches)	T1 (mN/tex)	E1 (%)
1216	STV 2454 RR	898	5.80	35.4	11.1	121	1.03	0.53	182	10.1
1214	PM 2167 RR	853	4.53	32.3	9.6	127	1.01	0.52	194	9.3
1215	PM 2266 RR	835	5.63	30.8	11.6	131	1.07	0.54	201	10.4
1169	FIBERMAX 958	817	5.15	34.0	10.6	139	1.12	0.53	208	7.4
1019	ALL TEX ATLAS	800	5.13	29.7	11.5	139	1.07	0.54	206	10.1
1135	PAYMASTER 2326 RR	775	5.10	30.7	10.4	139	1.05	0.54	213	9.4
1196	STV 4892 BR	752	4.60	32.1	10.1	124	1.04	0.52	188	9.3
1212	ALL TEX ATLAS RR	723	5.23	31.0	10.6	129	1.05	0.52	196	9.9
1128	ACALA 1517-99	682	4.95	31.7	11.1	153	1.16	0.57	230	8.5
971	STV 474	678	4.43	32.5	9.7	123	1.04	0.53	185	10.0
1152	DPL 458 BG/RR	651	4.23	30.7	8.6	130	1.05	0.52	191	9.6
1213	FM 5013	621	4.80	30.9	10.6	132	1.04	0.52	201	9.8
1217	TAMCOT LUXOR	553	5.73	31.7	11.1	130	1.05	0.52	195	8.5
.	LSD	133	0.79	4.5	0.7	10	0.04	0.02	16	1.2

SL-HVI Starlab (Calibrated to USDA SL-HVI Std.)

VARIETY CODE	VARIETY NAME	MICRO-	2.5%	UNIFO-	STRE-	COLORIMETER		MICRO-	SEED	NITR	
		NAIRE (reading)	S.L. (in.)	MITY (%)	NGTH (g/tex)	HUNTER'S E	HUNTER'S Rd	NAIRE b (Reading)	YIELD (lb/ac)	OIL (%)	OGEN (%)

2004 National Cotton Variety Test

1216	STV 2454 RR	4.85	1.05	82.8	27.3	8.9	73.0	9.3	4.83	1675	19.84	3.74
1214	PM 2167 RR	4.60	1.03	82.2	28.8	8.8	71.0	8.6	4.55	1793	21.27	3.42
1215	PM 2266 RR	4.48	1.08	82.6	29.0	8.2	70.8	8.5	4.40	1922	20.92	3.31
1169	FIBERMAX 958	4.48	1.13	82.7	30.0	7.6	73.3	8.2	4.40	1607	20.83	3.38
1019	ALL TEX ATLAS	4.63	1.08	82.8	30.0	8.7	70.3	8.1	4.63	1905	21.17	3.55
1135	PAYMASTER 2326 RR	4.73	1.08	83.1	30.5	8.5	70.0	8.4	4.73	1795	20.42	3.23
1196	STV 4892 BR	4.95	1.03	82.5	29.3	8.8	71.5	9.6	4.95	1585	19.16	3.67
1212	ALL TEX ATLAS RR	4.40	1.03	82.0	29.8	8.4	72.0	8.6	4.43	1671	21.83	3.46
1128	ACALA 1517-99	4.28	1.15	83.1	31.8	8.5	72.0	8.6	4.25	1550	21.11	3.73
971	STV 474	4.88	1.05	82.6	27.0	8.6	71.5	9.5	4.80	1352	18.71	3.54
1152	DPL 458 BG/RR	4.33	1.05	82.4	28.8	8.6	75.0	8.8	4.40	1449	18.90	3.41
1213	FM 5013	4.73	1.05	82.4	29.8	8.6	70.5	8.2	4.70	1437	20.37	3.43
1217	TAMCOT LUXOR	4.43	1.05	82.3	28.0	8.0	70.0	8.8	4.53	1230	20.20	3.63
.	LSD	0.44	0.05	0.5	2.7	0.4	2.9	0.5	0.46	336	1.74	0.33

VARIETY CODE	VARIETY NAME	---GOSSYPOL LEVELS---			-----AREALOMETER DATA-----						
		PLUS (+)	MINUS (-)	TOTAL (%)	A ---(mm2/mm3)---	D	I	M (%)	p (microns)	w (mg/in)	t (microns)
1216	STV 2454 RR	0.76	0.52	1.27
1214	PM 2167 RR	0.78	0.47	1.25
1215	PM 2266 RR	0.74	0.53	1.28
1169	FIBERMAX 958	0.51	0.54	1.05
1019	ALL TEX ATLAS	0.73	0.56	1.28	428	38.6	1.92	77	56.43	5.10	2.8
1135	PAYMASTER 2326 RR	0.82	0.64	1.46
1196	STV 4892 BR	0.86	0.63	1.49	406	42.6	1.99	74	61.86	5.91	2.9
1212	ALL TEX ATLAS RR	0.74	0.55	1.29
1128	ACALA 1517-99	0.71	0.52	1.23	452	38.3	1.92	77	53.28	4.56	2.6
971	STV 474	0.95	0.69	1.64
1152	DPL 458 BG/RR	0.75	0.57	1.31	453	46.8	2.07	72	57.39	4.91	2.6
1213	FM 5013	0.77	0.60	1.37
1217	TAMCOT LUXOR	0.65	0.50	1.15
.	LSD	0.14	0.09	0.22	36.9	22.5	0.39	15	7.64	0.32	0.4

FOR SUB-REGIONAL LOCATIONS: CHICKASHA (I), OK; CHICKASHA (D), OK; TIPTON, OK AND ALTUS, OK

VARIETY CODE	VARIETY NAME	LINT	BOLL	LINT PERCENT	SEED INDEX	YARN TENACITY (mN/TEX)	DIGITAL FIBROGRAPH		STELOMETER	
		YIELD (lb/acre)	SIZE (g/boll)				2.5% S.L. (inches)	50% S.L. (inches)	T1 (mN/tex)	E1 (%)
1196	STV 4892 BR	921	4.95	32.5	9.9	114	1.09	0.53	198	7.4
1152	DPL 458 BG/RR	856	4.54	31.5	8.7	115	1.12	0.53	201	8.5
1169	FIBERMAX 958	832	5.48	31.3	10.2	138	1.16	0.55	225	6.6
971	STV 474	808	4.71	32.8	9.7	115	1.10	0.54	201	7.5
1217	TAMCOT LUXOR	805	5.95	29.7	10.4	116	1.05	0.53	220	7.5
1215	PM 2266 RR	802	5.85	28.4	11.5	119	1.10	0.54	220	8.0
1213	FM 5013	802	5.21	28.8	9.9	123	1.06	0.54	222	8.9
1216	STV 2454 RR	795	5.39	30.6	10.1	120	1.07	0.53	210	7.5
1214	PM 2167 RR	788	5.29	30.7	9.6	111	1.02	0.51	190	6.8
1019	ALL TEX ATLAS	785	5.71	28.5	11.0	122	1.09	0.54	228	8.5
1212	ALL TEX ATLAS RR	774	5.55	29.3	10.4	113	1.07	0.53	205	8.2
1135	PAYMASTER 2326 RR	748	5.45	29.3	10.4	117	1.07	0.55	221	7.8
1128	ACALA 1517-99	713	5.21	29.9	10.6	159	1.18	0.57	258	7.5
.	LSD	160	0.26	0.9	0.5	11	0.04	0.04	19	0.8

VARIETY CODE	VARIETY NAME	MICRO- NAIRE (reading)	SL-HVI Starlab (Calibrated to USDA SL-HVI Std.)			SEED YIELD (lb/ac)	NITR OGEN (%)					
			2.5% S.L. (in.)	UNIFO- MITY (%)	STRE- NGTH (g/tex)			COLORIMETER HUNTER'S Rd b	MICRO- NAIRE (Reading)	OIL (%)		
1196	STV 4892 BR	5.05	1.05	82.4	28.3	8.4	67.3	8.4	5.30	1916	19.34	3.55
1152	DPL 458 BG/RR	5.23	1.08	81.8	29.5	8.7	70.3	7.7	5.25	1763	19.92	3.47
1169	FIBERMAX 958	5.05	1.13	82.0	29.5	7.6	69.5	7.9	5.10	1833	20.58	3.50
971	STV 474	5.55	1.05	82.8	29.5	8.7	67.8	8.6	5.53	1492	19.25	3.87
1217	TAMCOT LUXOR	4.88	1.03	82.5	30.3	8.5	66.8	8.1	5.18	1795	20.80	3.80
1215	PM 2266 RR	4.78	1.05	82.1	32.3	8.9	68.5	8.1	4.78	1937	20.10	3.56
1213	FM 5013	4.95	1.05	82.7	30.0	8.6	69.3	7.9	4.95	1841	20.33	3.64
1216	STV 2454 RR	5.15	1.05	82.3	30.5	9.0	72.5	8.4	5.03	1796	19.49	3.80
1214	PM 2167 RR	5.15	0.98	81.4	29.0	8.3	68.8	8.8	5.35	1647	21.31	3.80
1019	ALL TEX ATLAS	5.18	1.05	82.6	29.3	8.5	68.8	7.9	5.10	1944	21.22	3.56
1212	ALL TEX ATLAS RR	5.15	1.03	82.4	29.3	8.6	68.3	8.0	5.23	1852	21.32	3.63
1135	PAYMASTER 2326 RR	4.93	1.05	82.8	31.3	9.0	68.5	8.2	5.23	1806	20.28	3.63

1128	ACALA	1517-99	4.40	1.15	83.2	32.8	8.6	67.0	8.2	4.50	1629	20.39	3.87
	. LSD		0.62	0.05	1.0	1.8	0.8	3.3	1.0	0.54	273	1.56	0.36

---GOSSYPOL LEVELS---

-----AREALOMETER DATA-----

VARIETY CODE	VARIETY NAME	PLUS (+)	MINUS (-)	TOTAL (%)	A ---(mm2/mm3)---	D	I	M (%)	p (microns)	w (mg/in)	t (microns)
1196	STV 4892 BR	1.05	0.72	1.77	394	33.6	1.83	81	58.06	5.72	3.1
1152	DPL 458 BG/RR	0.90	0.67	1.57	390	28.4	1.73	84	55.76	5.54	3.1
1169	FIBERMAX 958	0.58	0.59	1.17
971	STV 474	0.96	0.64	1.60
1217	TAMCOT LUXOR	0.66	0.48	1.14
1215	PM 2266 RR	0.68	0.47	1.15
1213	FM 5013	0.81	0.59	1.40
1216	STV 2454 RR	0.73	0.50	1.23
1214	PM 2167 RR	0.80	0.43	1.23
1019	ALL TEX ATLAS	0.85	0.64	1.48	396	32.8	1.81	81	57.66	5.65	3.0
1212	ALL TEX ATLAS RR	0.87	0.68	1.55
1135	PAYMASTER 2326 RR	0.80	0.63	1.42
1128	ACALA 1517-99	0.76	0.53	1.28	438	28.3	1.72	85	49.37	4.37	2.8
	. LSD	0.15	0.10	0.23	4	8.6	0.28	11	2.46	0.59	0.5

REGION=PLAINS

REGION=PLAINS

REGION=PLAINS

INDIVIDUAL COMPONENT DATA

BOLL SIZE, GRAM PER BOLL		LINT PERCENT		SEED INDEX	
TAMCOT LUXOR	5.88	STV 474	32.7	PM 2266 RR	11.6
PM 2266 RR	5.78	STV 4892 BR	32.4	ALL TEX ATLAS	11.2

STV 2454 RR	5.53	STV 2454 RR	32.2	ACALA 1517-99	10.7
ALL TEX ATLAS	5.52	FIBERMAX 958	32.2	TAMCOT LUXOR	10.6
ALL TEX ATLAS RR	5.44	DPL 458 BG/RR	31.3	ALL TEX ATLAS RR	10.5
FIBERMAX 958	5.37	PM 2167 RR	31.2	STV 2454 RR	10.4
PAYMASTER 2326 RR	5.33	ACALA 1517-99	30.5	PAYMASTER 2326 RR	10.4
ACALA 1517-99	5.13	TAMCOT LUXOR	30.4	FIBERMAX 958	10.3
FM 5013	5.08	ALL TEX ATLAS RR	29.9	FM 5013	10.1
PM 2167 RR	5.03	PAYMASTER 2326 RR	29.8	STV 4892 BR	9.9
STV 4892 BR	4.83	FM 5013	29.5	STV 474	9.7
STV 474	4.62	PM 2266 RR	29.2	PM 2167 RR	9.6
DPL 458 BG/RR	4.43	ALL TEX ATLAS	28.9	DPL 458 BG/RR	8.7
LSD	0.29	LSD	1.5	LSD	0.4

2.5% S.L. (INCHES)

ACALA 1517-99	1.15
FIBERMAX 958	1.13
PM 2266 RR	1.06
ALL TEX ATLAS	1.06
PAYMASTER 2326 RR	1.06
DPL 458 BG/RR	1.06
STV 2454 RR	1.05
FM 5013	1.05
STV 474	1.05
TAMCOT LUXOR	1.04
STV 4892 BR	1.04
ALL TEX ATLAS RR	1.03
PM 2167 RR	1.00
LSD	0.03

UR (PERCENT)

ACALA 1517-99	83.1
PAYMASTER 2326 RR	83.0
ALL TEX ATLAS	82.7
STV 474	82.7
STV 2454 RR	82.6
FM 5013	82.5
STV 4892 BR	82.4
TAMCOT LUXOR	82.4
FIBERMAX 958	82.4
PM 2266 RR	82.3
ALL TEX ATLAS RR	82.2
DPL 458 BG/RR	82.1
PM 2167 RR	81.8
LSD	0.5

STRENGTH (G/TEX)

ACALA 1517-99	32.3
PAYMASTER 2326 RR	30.9
PM 2266 RR	30.6
FM 5013	29.9
FIBERMAX 958	29.8
ALL TEX ATLAS	29.6
ALL TEX ATLAS RR	29.5
TAMCOT LUXOR	29.1
DPL 458 BG/RR	29.1
STV 2454 RR	28.9
PM 2167 RR	28.9
STV 4892 BR	28.8
STV 474	28.3
LSD	1.7

E

STV 2454 RR	8.9
PAYMASTER 2326 RR	8.7

MICRONAIRE (SL-HVI)

STV 474	5.16
STV 4892 BR	5.13

COLORIMETER - Rd

STV 2454 RR	72.8
DPL 458 BG/RR	72.6

DPL 458 BG/RR	8.7	PAYMASTER 2326 RR	4.98	FIBERMAX 958	71.4
ALL TEX ATLAS	8.6	PM 2167 RR	4.95	ALL TEX ATLAS RR	70.1
STV 474	8.6	STV 2454 RR	4.93	PM 2167 RR	69.9
STV 4892 BR	8.6	ALL TEX ATLAS	4.86	FM 5013	69.9
FM 5013	8.6	TAMCOT LUXOR	4.85	STV 474	69.6
PM 2167 RR	8.6	DPL 458 BG/RR	4.83	PM 2266 RR	69.6
ACALA 1517-99	8.5	FM 5013	4.83	ALL TEX ATLAS	69.5
PM 2266 RR	8.5	ALL TEX ATLAS RR	4.83	ACALA 1517-99	69.5
ALL TEX ATLAS RR	8.5	FIBERMAX 958	4.75	STV 4892 BR	69.4
TAMCOT LUXOR	8.2	PM 2266 RR	4.59	PAYMASTER 2326 RR	69.3
FIBERMAX 958	7.6	ACALA 1517-99	4.38	TAMCOT LUXOR	68.4
LSD	0.5	LSD	0.33	LSD	2.1

 COLORIMETER - b

STV 474	9.1
STV 4892 BR	9.0
STV 2454 RR	8.8
PM 2167 RR	8.7
TAMCOT LUXOR	8.4
ACALA 1517-99	8.4
ALL TEX ATLAS RR	8.3
PAYMASTER 2326 RR	8.3
PM 2266 RR	8.3
DPL 458 BG/RR	8.3
FM 5013	8.1
FIBERMAX 958	8.0
ALL TEX ATLAS	8.0
LSD	0.5

 MICRONAIRE

STV 474	5.21
STV 4892 BR	5.00
STV 2454 RR	5.00
ALL TEX ATLAS	4.90
PM 2167 RR	4.88
FM 5013	4.84
PAYMASTER 2326 RR	4.83
ALL TEX ATLAS RR	4.78
DPL 458 BG/RR	4.78
FIBERMAX 958	4.76
TAMCOT LUXOR	4.65
PM 2266 RR	4.63
ACALA 1517-99	4.34
LSD	0.35

 STELOMETER - E1

FM 5013	9.3
ALL TEX ATLAS	9.3
PM 2266 RR	9.2
DPL 458 BG/RR	9.1
ALL TEX ATLAS RR	9.0
STV 474	8.8
STV 2454 RR	8.8
PAYMASTER 2326 RR	8.6
STV 4892 BR	8.3
PM 2167 RR	8.0
TAMCOT LUXOR	8.0
ACALA 1517-99	8.0
FIBERMAX 958	7.0
LSD	0.8

 STELOMETER - T1

ACALA 1517-99	244
PAYMASTER 2326 RR	217

 FIBROGRAPH--50% S.L.

ACALA 1517-99	0.57
PAYMASTER 2326 RR	0.54

 FIBROGRAPH--2.5% S.L.

ACALA 1517-99	1.17
FIBERMAX 958	1.14

ALL TEX ATLAS	217	ALL TEX ATLAS	0.54	PM 2266 RR	1.09
FIBERMAX 958	216	FIBERMAX 958	0.54	DPL 458 BG/RR	1.09
FM 5013	212	PM 2266 RR	0.54	ALL TEX ATLAS	1.08
PM 2266 RR	211	STV 474	0.53	STV 474	1.07
TAMCOT LUXOR	207	STV 2454 RR	0.53	STV 4892 BR	1.06
ALL TEX ATLAS RR	201	FM 5013	0.53	PAYMASTER 2326 RR	1.06
STV 2454 RR	196	TAMCOT LUXOR	0.53	ALL TEX ATLAS RR	1.06
DPL 458 BG/RR	196	ALL TEX ATLAS RR	0.52	TAMCOT LUXOR	1.05
STV 474	193	STV 4892 BR	0.52	FM 5013	1.05
STV 4892 BR	193	DPL 458 BG/RR	0.52	STV 2454 RR	1.05
PM 2167 RR	192	PM 2167 RR	0.52	PM 2167 RR	1.02
LSD	12	LSD	0.02	LSD	0.03

 YARN TENACITY

ACALA 1517-99	156
FIBERMAX 958	138
ALL TEX ATLAS	130
PAYMASTER 2326 RR	128
FM 5013	127
PM 2266 RR	125
TAMCOT LUXOR	123
DPL 458 BG/RR	122
ALL TEX ATLAS RR	121
STV 2454 RR	120
STV 4892 BR	119
PM 2167 RR	119
STV 474	119
LSD	9

 AREALOMETER - A (mm2/mm3)

ACALA 1517-99	445
DPL 458 BG/RR	421
ALL TEX ATLAS	412
STV 4892 BR	400
FIBERMAX 958	.
PAYMASTER 2326 RR	.
FM 5013	.
PM 2266 RR	.
TAMCOT LUXOR	.
ALL TEX ATLAS RR	.
STV 2454 RR	.
PM 2167 RR	.
STV 474	.
LSD	28.1

 AREALOMETER - D (mm2/mm3)

STV 4892 BR	38.1
DPL 458 BG/RR	37.6
ALL TEX ATLAS	35.7
ACALA 1517-99	33.3
FIBERMAX 958	.
PAYMASTER 2326 RR	.
FM 5013	.
PM 2266 RR	.
TAMCOT LUXOR	.
ALL TEX ATLAS RR	.
STV 2454 RR	.
PM 2167 RR	.
STV 474	.
LSD	9.9

 AREALOMETER - I

STV 4892 BR	1.91
-------------	------

 AREALOMETER - M (PERCENT)

ACALA 1517-99	81
---------------	----

 AREALOMETER - p (Microns)

STV 4892 BR	59.96
-------------	-------

DPL 458 BG/RR	1.90	ALL TEX ATLAS	79	ALL TEX ATLAS	57.05
ALL TEX ATLAS	1.87	DPL 458 BG/RR	78	DPL 458 BG/RR	56.58
ACALA 1517-99	1.82	STV 4892 BR	78	ACALA 1517-99	51.33
FIBERMAX 958	.	FIBERMAX 958	.	FIBERMAX 958	.
PAYMASTER 2326 RR	.	PAYMASTER 2326 RR	.	PAYMASTER 2326 RR	.
FM 5013	.	FM 5013	.	FM 5013	.
PM 2266 RR	.	PM 2266 RR	.	PM 2266 RR	.
TAMCOT LUXOR	.	TAMCOT LUXOR	.	TAMCOT LUXOR	.
ALL TEX ATLAS RR	.	ALL TEX ATLAS RR	.	ALL TEX ATLAS RR	.
STV 2454 RR	.	STV 2454 RR	.	STV 2454 RR	.
PM 2167 RR	.	PM 2167 RR	.	PM 2167 RR	.
STV 474	.	STV 474	.	STV 474	.
LSD	0.18	LSD	7	LSD	3.26

AREALOMETER - w (MG/INCH)

AREALOMETER - t (MICRONS)

SEED YIELD (LB/ACRE)

STV 4892 BR	5.82	STV 4892 BR	3.0	PM 2266 RR	1932
ALL TEX ATLAS	5.38	ALL TEX ATLAS	2.9	ALL TEX ATLAS	1931
DPL 458 BG/RR	5.23	DPL 458 BG/RR	2.9	STV 4892 BR	1805
ACALA 1517-99	4.47	ACALA 1517-99	2.7	PAYMASTER 2326 RR	1802
FIBERMAX 958	.	FIBERMAX 958	.	ALL TEX ATLAS RR	1791
PAYMASTER 2326 RR	.	PAYMASTER 2326 RR	.	FIBERMAX 958	1758
FM 5013	.	FM 5013	.	STV 2454 RR	1756
PM 2266 RR	.	PM 2266 RR	.	FM 5013	1706
TAMCOT LUXOR	.	TAMCOT LUXOR	.	PM 2167 RR	1696
ALL TEX ATLAS RR	.	ALL TEX ATLAS RR	.	DPL 458 BG/RR	1658
STV 2454 RR	.	STV 2454 RR	.	TAMCOT LUXOR	1607
PM 2167 RR	.	PM 2167 RR	.	ACALA 1517-99	1603
STV 474	.	STV 474	.	STV 474	1445
LSD	0.46	LSD	0.2	LSD	220

OIL (PERCENT)

NITROGEN (PERCENT)

PLUS GOSSYPOL

ALL TEX ATLAS RR	21.58	ACALA 1517-99	3.80	STV 4892 BR	0.95
------------------	-------	---------------	------	-------------	------

PM 2167 RR	21.29	STV 2454 RR	3.77	STV 474	0.95
ALL TEX ATLAS	21.20	TAMCOT LUXOR	3.72	DPL 458 BG/RR	0.82
ACALA 1517-99	20.75	STV 474	3.70	PAYMASTER 2326 RR	0.81
FIBERMAX 958	20.71	STV 4892 BR	3.61	ALL TEX ATLAS RR	0.81
PM 2266 RR	20.51	PM 2167 RR	3.61	FM 5013	0.79
TAMCOT LUXOR	20.50	ALL TEX ATLAS	3.55	PM 2167 RR	0.79
FM 5013	20.35	ALL TEX ATLAS RR	3.54	ALL TEX ATLAS	0.79
PAYMASTER 2326 RR	20.35	FM 5013	3.54	STV 2454 RR	0.75
STV 2454 RR	19.66	FIBERMAX 958	3.44	ACALA 1517-99	0.73
DPL 458 BG/RR	19.41	DPL 458 BG/RR	3.44	PM 2266 RR	0.71
STV 4892 BR	19.25	PM 2266 RR	3.44	TAMCOT LUXOR	0.65
STV 474	18.98	PAYMASTER 2326 RR	3.43	FIBERMAX 958	0.55
LSD	0.99	LSD	0.22	LSD	0.10

 MINUS GOSSYPOL

 TOTAL GOSSYPOL (PERCENT)

STV 4892 BR	0.68	STV 4892 BR	1.63
STV 474	0.66	STV 474	1.62
PAYMASTER 2326 RR	0.63	PAYMASTER 2326 RR	1.44
DPL 458 BG/RR	0.62	DPL 458 BG/RR	1.44
ALL TEX ATLAS RR	0.61	ALL TEX ATLAS RR	1.42
ALL TEX ATLAS	0.60	FM 5013	1.39
FM 5013	0.60	ALL TEX ATLAS	1.38
FIBERMAX 958	0.56	ACALA 1517-99	1.26
ACALA 1517-99	0.52	STV 2454 RR	1.25
STV 2454 RR	0.51	PM 2167 RR	1.24
PM 2266 RR	0.50	PM 2266 RR	1.21
TAMCOT LUXOR	0.49	TAMCOT LUXOR	1.14
PM 2167 RR	0.45	FIBERMAX 958	1.11
LSD	0.07	LSD	0.17

reg=11 REGION=PLAINS

LOCATIONS COMBINING VARIETIES

LOCATION	LINT	BOLL	LINT	SEED	YARN	DIGITAL FIBROGRAPH		STELOMETER	
	YIELD	SIZE			TENACITY	2.5% S.L.	50% S.L.	T1	E1
	(lb/acre)	(g/boll)	PERCENT	INDEX	(mN/TEX)	(inches)	(inches)	(mN/tex)	(%)
ALTUS, OK (IRR)	1506	5.97	30.2	11.0	126	1.14	0.56	211	7.7
LUBBOCK, TX (IRR)	1036	16.7	38.3	11.1	131	1.08	0.53	199	8.6
CHICKASHA, OK (IRR)	784	5.35	32.5	9.8
CHICKASHA, OK (DRY)	466	5.26	27.3	10.6
TIPTON, OK	453	4.75	31.1	9.4	117	1.04	0.52	220	7.7
LAMESA, TX (DRY)	447	15.5	34.6	9.9	133	1.04	0.53	199	10.2

SL-HVI Starlab (Calibrated to USDA SL-HVI Std.)

LOCATION	MICRO-	2.5%	UNIFO-	STRE-	E	COLORIMETER		MICRO-	SEED	OIL	NITR
	NAIRE	S.L.	MITY	NGTH		HUNTER'S	NAIRE	YIELD	OGEN		
	(reading)	(in.)	(%)	(g/tex)		Rd	b	(Reading)	(lb/ac)	(%)	(%)
ALTUS, OK (IRR)	4.92	1.10	83.2	29.0	8.5	67.6	7.1	5.00	3404	21.14	3.27
LUBBOCK, TX (IRR)	4.42	1.10	82.5	28.7	8.1	70.5	8.4	4.40	1659	19.47	3.80
CHICKASHA, OK (IRR)	1748	.	.
CHICKASHA, OK (DRY)	1107	.	.
TIPTON, OK	5.14	1.01	81.6	31.2	8.6	69.8	9.2	5.23	894	19.53	4.07
LAMESA, TX (DRY)	4.77	1.03	82.7	29.7	8.8	72.7	9.0	4.77	833	21.26	3.19

---GOSSYPOL LEVELS---

-----AREALOMETER DATA-----

LOCATION	PLUS	MINUS	TOTAL	A	D	M	p	w	t	
	(+)	(-)	(%)	---(mm2/mm3)---	I	(%)	(microns)	(mg/in)	(microns)	
ALTUS, OK (IRR)	1.01	0.74	1.74	421	35.8	1.87	79	55.97	5.17	2.8
LUBBOCK, TX (IRR)	0.71	0.52	1.23	445	42.5	1.99	74	56.46	4.93	2.7
CHICKASHA, OK (IRR)
CHICKASHA, OK (DRY)
TIPTON, OK	0.60	0.43	1.02	387	25.8	1.67	86	54.45	5.47	3.2
LAMESA, TX (DRY)	0.79	0.60	1.39	424	40.6	1.96	76	58.02	5.32	2.8

LOCATION=LUBBOCK, TX (IRR)

VARIETY CODE	VARIETY NAME	LINT YIELD (lb/acre)	BOLL SIZE (g/boll)	LINT PERCENT	SEED INDEX	YARN TENACITY (mN/TEX)	DIGITAL FIBROGRAPH 2.5% S.L. (inches)	50% S.L. (inches)	STELOMETER T1 (mN/tex)	E1 (%)
1214	PM 2167 RR	1230	5.35	33.4	10.4	128	1.06	0.54	193	7.5
1216	STV 2454 RR	1173	5.75	36.2	11.7	119	1.05	0.54	183	9.2
1215	PM 2266 RR	1150	5.95	31.0	12.4	129	1.10	0.55	200	9.3
1169	FIBERMAX 958	1140	5.40	35.5	10.9	139	1.13	0.53	213	7.1
1019	ALL TEX ATLAS	1082	5.55	29.9	11.8	132	1.08	0.54	204	9.3
1196	STV 4892 BR	1080	4.70	36.2	10.5	122	1.06	0.53	187	8.5
1135	PAYMASTER 2326 RR	1073	5.20	31.3	11.2	136	1.06	0.55	202	9.2
971	STV 474	1016	4.45	36.7	10.2	123	1.05	0.51	193	9.0
1212	ALL TEX ATLAS RR	1014	5.35	31.3	11.4	124	1.07	0.52	190	9.3
1152	DPL 458 BG/RR	941	4.60	34.2	9.4	134	1.10	0.53	198	8.7
1128	ACALA 1517-99	903	4.90	32.7	11.3	156	1.16	0.56	229	7.4
1213	FM 5013	865	4.75	31.8	11.1	131	1.06	0.52	197	9.0
1217	TAMCOT LUXOR	798	5.70	32.1	11.5	135	1.10	0.53	201	8.0
.	LSD	149	0.55	1.9	0.8	9	0.04	0.02	10	0.8

SL-HVI Starlab (Calibrated to USDA SL-HVI Std.)

VARIETY CODE	VARIETY NAME	MICRO- NAIRE (reading)	2.5% S.L. (in.)	UNIFO- MITY (%)	STRE- NGTH (g/tex)	E	COLORIMETER HUNTER'S Rd	b	MICRO- NAIRE (Reading)	SEED YIELD (lb/ac)	OIL (%)	NITR OGEN (%)
1214	PM 2167 RR	4.50	1.05	82.1	29.0	8.3	68.5	8.4	4.40	2497	20.13	3.85
1216	STV 2454 RR	4.60	1.10	82.7	27.0	8.3	73.0	8.9	4.65	2160	19.29	4.05
1215	PM 2266 RR	4.25	1.10	82.9	28.5	7.7	69.0	8.0	4.10	2649	19.13	3.57
1169	FIBERMAX 958	4.35	1.15	82.3	29.5	7.4	73.0	7.7	4.20	2154	20.24	3.70
1019	ALL TEX ATLAS	4.35	1.10	82.7	28.0	8.3	68.5	7.9	4.35	2571	20.47	3.66
1196	STV 4892 BR	4.75	1.05	82.3	28.5	8.3	71.0	9.2	4.70	2021	18.12	3.77
1135	PAYMASTER 2326 RR	4.45	1.10	82.9	29.0	8.2	68.0	8.4	4.45	2459	18.99	3.69
971	STV 474	5.05	1.10	82.5	27.5	8.2	72.0	9.0	5.00	1804	18.23	3.87
1212	ALL TEX ATLAS RR	4.15	1.05	81.9	29.0	8.1	70.0	8.5	4.20	2305	20.58	3.85

1152	DPL 458 BG/RR	4.25	1.10	82.5	30.0	8.5	75.0	8.3	4.35	1862	19.41	3.66
1128	ACALA 1517-99	4.15	1.15	82.9	30.5	8.1	70.5	8.4	4.10	2012	19.96	4.03
1213	FM 5013	4.55	1.10	82.3	29.0	8.3	69.0	8.0	4.55	1954	19.51	3.81
1217	TAMCOT LUXOR	4.00	1.10	82.3	28.0	7.8	68.5	8.6	4.10	1756	19.06	3.96
.	LSD	0.56	0.10	0.8	1.8	0.4	3.1	0.6	0.48	361	1.16	0.24

VARIETY CODE	VARIETY NAME	---GOSSYPOL LEVELS---			-----AREALOMETER DATA-----						
		PLUS (+)	MINUS (-)	TOTAL (%)	A ---(mm2/mm3)---	D	M I	p (%)	w (microns)	t (mg/in)(microns)	
1214	PM 2167 RR	0.71	0.41	1.12
1216	STV 2454 RR	0.69	0.45	1.14
1215	PM 2266 RR	0.67	0.49	1.15
1169	FIBERMAX 958	0.49	0.51	1.00
1019	ALL TEX ATLAS	0.73	0.57	1.29	446	44.0	2.02	73	56.96	4.94	2.7
1196	STV 4892 BR	0.86	0.60	1.46	423	48.0	2.09	71	62.34	5.73	2.8
1135	PAYMASTER 2326 RR	0.71	0.57	1.28
971	STV 474	0.92	0.64	1.56
1212	ALL TEX ATLAS RR	0.69	0.52	1.21
1152	DPL 458 BG/RR	0.81	0.59	1.39	454	40.3	1.96	76	54.20	4.62	2.6
1128	ACALA 1517-99	0.67	0.48	1.15	458	37.8	1.91	78	52.37	4.43	2.6
1213	FM 5013	0.71	0.55	1.26
1217	TAMCOT LUXOR	0.57	0.44	1.01
.	LSD	0.11	0.11	0.19	28.1	10.4	0.18	7	8.27	1.14	0.2

LOCATION=LAMESA, TX (DRY)

VARIETY CODE	VARIETY NAME	LINT	BOLL	LINT PERCENT	SEED INDEX	YARN	DIGITAL FIBROGRAPH		STELOMETER	
		YIELD (lb/acre)	SIZE (g/boll)			TENACITY (mN/TEX)	2.5% S.L. (inches)	50% S.L. (inches)	T1 (mN/tex)	E1 (%)
1216	STV 2454 RR	623	5.85	34.5	10.6	123	1.02	0.52	182	11.0
1215	PM 2266 RR	519	5.30	30.6	10.8	134	1.05	0.53	202	11.5

1019	ALL TEX ATLAS	519	4.70	29.6	11.2	145	1.07	0.55	208	11.0
1169	FIBERMAX 958	494	4.90	32.4	10.3	139	1.10	0.53	204	7.7
1135	PAYMASTER 2326 RR	478	5.00	30.2	9.6	142	1.04	0.54	224	9.6
1214	PM 2167 RR	475	3.70	31.1	8.8	127	0.97	0.51	195	11.0
1128	ACALA 1517-99	461	5.00	30.8	10.9	151	1.15	0.57	232	9.7
1212	ALL TEX ATLAS RR	433	5.10	30.7	9.8	134	1.03	0.52	203	10.5
1196	STV 4892 BR	424	4.50	28.0	9.7	127	1.02	0.52	189	10.0
1213	FM 5013	378	4.85	29.9	10.2	133	1.02	0.51	206	10.5
1152	DPL 458 BG/RR	361	3.85	27.2	7.8	126	1.01	0.51	184	10.5
971	STV 474	341	4.40	28.3	9.3	124	1.03	0.54	177	11.0
1217	TAMCOT LUXOR	309	5.75	31.3	10.6	125	1.01	0.52	189	8.9
.	LSD	100	0.86	1.9	0.9	8	0.04	0.02	10	1.0

SL-HVI Starlab (Calibrated to USDA SL-HVI Std.)

VARIETY CODE	VARIETY NAME	MICRO-NAIRE (reading)	2.5% S.L. (in.)	UNIFO-MITY (%)	STRE-NGTH (g/tex)	E	COLORIMETER HUNTER'S (Rd b)		MICRO-NAIRE (Reading)	SEED YIELD (lb/ac)	OIL (%)	NITR OGEN (%)
1216	STV 2454 RR	5.10	1.00	82.9	27.5	9.4	73.0	9.8	5.00	1190	20.38	3.43
1215	PM 2266 RR	4.70	1.05	82.4	29.5	8.6	72.5	8.9	4.70	1194	22.72	3.05
1019	ALL TEX ATLAS	4.90	1.05	83.0	32.0	9.2	72.0	8.4	4.90	1240	21.87	3.43
1169	FIBERMAX 958	4.60	1.10	83.1	30.5	7.8	73.5	8.8	4.60	1061	21.43	3.06
1135	PAYMASTER 2326 RR	5.00	1.05	83.4	32.0	8.8	72.0	8.4	5.00	1131	21.85	2.77
1214	PM 2167 RR	4.70	1.00	82.3	28.5	9.3	73.5	8.8	4.70	1089	22.42	2.99
1128	ACALA 1517-99	4.40	1.15	83.4	33.0	8.9	73.5	8.8	4.40	1088	22.27	3.43
1212	ALL TEX ATLAS RR	4.65	1.00	82.1	30.5	8.6	74.0	8.8	4.65	1036	23.09	3.08
1196	STV 4892 BR	5.15	1.00	82.6	30.0	9.3	72.0	10.0	5.20	1149	20.21	3.58
1213	FM 5013	4.90	1.00	82.6	30.5	8.9	72.0	8.5	4.85	920	21.24	3.06
1152	DPL 458 BG/RR	4.40	1.00	82.3	27.5	8.8	75.0	9.3	4.45	1035	18.38	3.17
971	STV 474	4.70	1.00	82.7	26.5	9.0	71.0	10.0	4.60	900	19.20	3.20
1217	TAMCOT LUXOR	4.85	1.00	82.4	28.0	8.1	71.5	8.9	4.95	704	21.34	3.30
.	LSD	0.43	0.09	0.8	2.1	0.5	2.3	0.8	0.39	259	1.50	0.31

---GOSSYPOL LEVELS---

-----AREALOMETER DATA-----

VARIETY CODE	VARIETY NAME	PLUS (+)	MINUS (-)	TOTAL (%)	A	D	I	M (%)	p (microns)	w (mg/in)	t (microns)
1216	STV 2454 RR	0.83	0.58	1.41

1215 PM 2266 RR	0.82	0.58	1.40
1019 ALL TEX ATLAS	0.73	0.55	1.28	410	33.3	1.83	81	55.91	5.27	3.0
1169 FIBERMAX 958	0.54	0.57	1.10
1135 PAYMASTER 2326 RR	0.94	0.72	1.65
1214 PM 2167 RR	0.84	0.53	1.37
1128 ACALA 1517-99	0.75	0.57	1.32	446	38.8	1.93	77	54.20	4.70	2.7
1212 ALL TEX ATLAS RR	0.79	0.58	1.37
1196 STV 4892 BR	0.86	0.66	1.52	389	37.3	1.90	78	61.39	6.10	3.1
1213 FM 5013	0.83	0.65	1.48
1152 DPL 458 BG/RR	0.69	0.55	1.24	452	53.3	2.18	68	60.58	5.21	2.6
971 STV 474	0.97	0.74	1.71
1217 TAMCOT LUXOR	0.72	0.57	1.29
. LSD	0.09	0.09	0.14	50.2	10.0	0.18	6	7.75	1.04	0.2

LOCATION=ALTUS, OK (IRR)

VARIETY CODE	VARIETY NAME	LINT	BOLL	LINT PERCENT	SEED INDEX	YARN TENACITY (mN/TEX)	DIGITAL FIBROGRAPH		STELOMETER	
		YIELD (lb/acre)	SIZE (g/boll)				2.5% S.L. (inches)	50% S.L. (inches)	T1 (mN/tex)	E1 (%)
1196	STV 4892 BR	1934	5.55	33.3	10.7	118	1.13	0.54	185	7.6
1152	DPL 458 BG/RR	1755	4.95	32.2	8.9	117	1.16	0.54	194	8.6
971	STV 474	1726	5.40	33.5	10.4	116	1.14	0.56	193	7.8
1169	FIBERMAX 958	1611	6.20	31.7	11.0	144	1.23	0.57	224	6.1
1216	STV 2454 RR	1530	6.00	30.5	11.0	124	1.10	0.55	201	7.7
1213	FM 5013	1471	5.85	28.9	10.4	124	1.11	0.56	223	8.8
1217	TAMCOT LUXOR	1458	6.75	29.2	11.1	124	1.10	0.56	224	7.7
1215	PM 2266 RR	1452	6.60	28.1	12.5	123	1.17	0.57	214	8.0
1019	ALL TEX ATLAS	1370	6.25	27.8	11.6	124	1.14	0.56	226	8.7
1214	PM 2167 RR	1353	5.90	30.4	10.4	124	1.09	0.55	189	6.9
1135	PAYMASTER 2326 RR	1341	5.90	29.3	11.3	119	1.14	0.58	212	8.2
1212	ALL TEX ATLAS RR	1307	6.50	28.9	12.1	120	1.11	0.56	213	7.7
1128	ACALA 1517-99	1267	5.75	29.4	11.4	159	1.22	0.57	247	7.3
.	LSD	96	0.61	1.1	1.1	9	0.04	0.01	11	1.5

SL-HVI Starlab (Calibrated to USDA SL-HVI Std.)

VARIETY CODE	VARIETY NAME	MICRO- NAIRE (reading)	2.5% S.L. (in.)	UNIFO- MITY (%)	STRE- NGTH (g/tex)	E	COLORIMETER HUNTER'S		MICRO- NAIRE (Reading)	SEED YIELD (lb/ac)	OIL (%)	NITR OGEN (%)
							Rd	b				
1196	STV 4892 BR	4.75	1.10	83.8	26.5	8.4	65.5	6.9	5.05	3854	19.44	3.00
1152	DPL 458 BG/RR	4.75	1.15	82.0	28.0	8.3	68.0	6.5	4.95	3530	19.88	3.13
971	STV 474	5.45	1.10	83.5	28.5	8.6	66.5	7.4	5.35	3475	19.53	3.36
1169	FIBERMAX 958	5.00	1.20	82.8	28.0	7.5	67.0	6.8	4.95	3470	21.54	3.08
1216	STV 2454 RR	5.05	1.10	83.0	29.5	9.0	72.5	6.9	4.80	3627	20.81	3.35
1213	FM 5013	5.00	1.10	83.7	29.0	8.4	70.0	7.2	5.00	3486	20.96	3.46
1217	TAMCOT LUXOR	4.55	1.05	83.2	30.5	8.4	64.5	6.7	4.85	3224	21.96	3.58
1215	PM 2266 RR	4.85	1.10	82.8	31.0	9.2	67.0	7.7	4.90	3719	20.77	3.13
1019	ALL TEX ATLAS	5.10	1.10	83.1	27.5	8.3	68.0	7.2	5.00	3483	22.08	3.15
1214	PM 2167 RR	5.20	1.00	82.5	28.5	8.7	68.5	7.9	5.25	2946	22.84	3.35
1135	PAYMASTER 2326 RR	5.15	1.10	84.0	30.5	9.4	67.5	7.6	5.35	3320	21.29	3.33
1212	ALL TEX ATLAS RR	5.10	1.05	83.1	28.5	8.8	66.5	6.8	5.40	3172	22.81	3.27
1128	ACALA 1517-99	4.05	1.20	83.9	31.0	8.2	67.5	7.2	4.20	2947	20.91	3.30
.	LSD	0.50	0.07	1.4	1.9	0.5	6.1	0.7	0.28	411	1.25	0.34

		---GOSSYPOL LEVELS---			-----AREALOMETER DATA-----						
VARIETY CODE	VARIETY NAME	PLUS (+)	MINUS (-)	TOTAL (%)	A	D	I	M (%)	p (microns)	w (mg/in)	t (microns)
					---(mm2/mm3)---						
1196	STV 4892 BR	1.26	0.88	2.14	425	42.8	2.00	74	59.20	5.39	2.8
1152	DPL 458 BG/RR	1.05	0.81	1.85	396	30.5	1.77	83	56.33	5.51	3.1
971	STV 474	1.17	0.80	1.96
1169	FIBERMAX 958	0.69	0.72	1.41
1216	STV 2454 RR	0.97	0.66	1.63
1213	FM 5013	1.01	0.73	1.74
1217	TAMCOT LUXOR	0.86	0.62	1.48
1215	PM 2266 RR	0.96	0.67	1.63
1019	ALL TEX ATLAS	1.04	0.78	1.82	407	35.5	1.87	79	57.74	5.49	2.9
1214	PM 2167 RR	1.04	0.57	1.61
1135	PAYMASTER 2326 RR	1.07	0.86	1.92
1212	ALL TEX ATLAS RR	1.08	0.87	1.95
1128	ACALA 1517-99	0.92	0.64	1.56	459	34.3	1.85	80	50.63	4.29	2.7
.	LSD	0.08	0.08	0.16	55.6	8.2	0.15	5	6.97	1.11	0.4

LOCATION=CHICKASHA, OK (DRY)

VARIETY CODE	VARIETY NAME	LINT YIELD (lb/acre)	BOLL SIZE (g/boll)	LINT PERCENT	SEED INDEX	YARN TENACITY (mN/TEX)	DIGITAL 2.5% S.L. (inches)	FIBROGRAPH 50% S.L. (inches)	STELOMETER T1 (mN/tex)	E1 (%)
1212	ALL TEX ATLAS RR	553	5.25	26.0	10.4
1019	ALL TEX ATLAS	543	5.70	26.7	11.4
1215	PM 2266 RR	536	6.00	25.7	12.0
1214	PM 2167 RR	530	5.45	27.4	10.1
1213	FM 5013	518	5.05	26.0	10.3
1169	FIBERMAX 958	479	5.30	28.2	10.6
1216	STV 2454 RR	462	5.30	27.1	10.4
1128	ACALA 1517-99	452	5.10	28.3	10.9
1217	TAMCOT LUXOR	449	5.65	26.5	10.7
1135	PAYMASTER 2326 RR	409	5.30	26.2	10.7
1196	STV 4892 BR	399	4.95	28.7	10.3
971	STV 474	375	4.85	29.9	10.5
1152	DPL 458 BG/RR	353	4.45	27.9	9.3
.	LSD	105	0.54	2.3	0.7

SL-HVI Starlab (Calibrated to USDA SL-HVI Std.)

VARIETY CODE	VARIETY NAME	MICRO-NAIRE (reading)	2.5% S.L. (in.)	UNIFO-MITY (%)	STRE-NGTH (g/tex)	SEED YIELD (lb/ac)	COLORIMETER HUNTER'S b	MICRO-NAIRE (Reading)	SEED YIELD (lb/ac)	OIL (%)	NITR OGEN (%)
1212	ALL TEX ATLAS RR	1418	.	.	1418	.	.
1019	ALL TEX ATLAS	1223	.	.	1223	.	.
1215	PM 2266 RR	1319	.	.	1319	.	.
1214	PM 2167 RR	1111	.	.	1111	.	.
1213	FM 5013	1261	.	.	1261	.	.
1169	FIBERMAX 958	1180	.	.	1180	.	.
1216	STV 2454 RR	1056	.	.	1056	.	.
1128	ACALA 1517-99	1113	.	.	1113	.	.
1217	TAMCOT LUXOR	1130	.	.	1130	.	.
1135	PAYMASTER 2326 RR	1236	.	.	1236	.	.

1196	STV 4892 BR	806	.	.
971	STV 474	614	.	.
1152	DPL 458 BG/RR	930	.	.
.	LSD	451	.	.

VARIETY CODE	VARIETY NAME	---GOSSYPOL LEVELS---			-----AREALOMETER DATA-----							
		PLUS (+)	MINUS (-)	TOTAL (%)	A ---(mm2/mm3)---	D	I	M (%)	p (microns)	w (mg/in)	t (microns)	
1212	ALL TEX ATLAS RR
1019	ALL TEX ATLAS
1215	PM 2266 RR
1214	PM 2167 RR
1213	FM 5013
1169	FIBERMAX 958
1216	STV 2454 RR
1128	ACALA 1517-99
1217	TAMCOT LUXOR
1135	PAYMASTER 2326 RR
1196	STV 4892 BR
971	STV 474
1152	DPL 458 BG/RR
.	LSD

LOCATION=CHICKASHA, OK (IRR)

VARIETY CODE	VARIETY NAME	LINT	BOLL	LINT PERCENT	SEED INDEX	YARN	DIGITAL FIBROGRAPH		STELOMETER	
		YIELD (lb/acre)	SIZE (g/boll)			TENACITY (mN/TEX)	2.5% S.L. (inches)	50% S.L. (inches)	T1 (mN/tex)	E1 (%)
1217	TAMCOT LUXOR	858	5.95	31.7	10.4
1152	DPL 458 BG/RR	845	4.65	34.1	8.3
1196	STV 4892 BR	837	4.80	34.7	9.3
1214	PM 2167 RR	814	5.40	33.2	9.5

1152	DPL 458 BG/RR
1196	STV 4892 BR
1214	PM 2167 RR
1213	FM 5013
1212	ALL TEX ATLAS RR
1135	PAYMASTER 2326 RR
1019	ALL TEX ATLAS
1169	FIBERMAX 958
1215	PM 2266 RR
1216	STV 2454 RR
1128	ACALA 1517-99
971	STV 474
.	LSD

LOCATION=TIPTON, OK

VARIETY CODE	VARIETY NAME	LINT YIELD (lb/acre)	BOLL SIZE (g/boll)	LINT PERCENT	SEED INDEX	YARN TENACITY (mN/TEX)	DIGITAL FIBROGRAPH 2.5% S.L. (inches)	50% S.L. (inches)	STELOMETER T1 (mN/tex)	E1 (%)
1196	STV 4892 BR	512	4.50	33.5	9.3	111	1.05	0.52	212	7.2
1169	FIBERMAX 958	488	4.70	32.9	8.9	132	1.10	0.54	226	7.1
1215	PM 2266 RR	475	4.90	29.7	10.4	115	1.04	0.51	227	8.0
1152	DPL 458 BG/RR	473	4.10	32.1	8.4	112	1.09	0.53	209	8.5
1019	ALL TEX ATLAS	459	5.10	28.9	10.7	120	1.05	0.53	229	8.3
1217	TAMCOT LUXOR	455	5.45	31.3	9.6	108	1.01	0.50	216	7.4
1214	PM 2167 RR	453	4.40	31.8	8.6	99	0.96	0.48	192	6.8
1135	PAYMASTER 2326 RR	452	5.20	29.6	9.7	116	1.01	0.52	230	7.5
1216	STV 2454 RR	448	4.75	31.6	9.4	115	1.03	0.51	219	7.3
1212	ALL TEX ATLAS RR	438	4.95	30.5	9.5	106	1.03	0.50	197	8.7
971	STV 474	415	4.15	32.8	9.0	114	1.06	0.53	210	7.3
1128	ACALA 1517-99	412	4.75	30.1	9.8	159	1.15	0.58	270	7.7
1213	FM 5013	408	4.75	29.5	9.4	122	1.02	0.52	222	9.0
.	LSD	82	0.47	1.5	0.8	7	0.06	0.03	9	0.9

SL-HVI Starlab (Calibrated to USDA SL-HVI Std.)

VARIETY CODE	VARIETY NAME	MICRO-NAIRE (reading)	2.5% S.L. (in.)	UNIFORMITY (%)	STRENGTH (g/tex)	E	COLORIMETER HUNTER'S Rd	b	MICRO-NAIRE (Reading)	SEED YIELD (lb/ac)	OIL (%)	NITROGEN (%)
1196	STV 4892 BR	5.35	1.00	81.0	30.0	8.4	69.0	9.9	5.55	1043	19.25	4.10
1169	FIBERMAX 958	5.10	1.05	81.3	31.0	7.7	72.0	8.9	5.25	937	19.63	3.92
1215	PM 2266 RR	4.70	1.00	81.3	33.5	8.6	70.0	8.6	4.65	982	19.42	4.00
1152	DPL 458 BG/RR	5.70	1.00	81.7	31.0	9.1	72.5	9.0	5.55	833	19.97	3.81
1019	ALL TEX ATLAS	5.25	1.00	82.2	31.0	8.8	69.5	8.7	5.20	1040	20.37	3.97
1217	TAMCOT LUXOR	5.20	1.00	81.8	30.0	8.6	69.0	9.4	5.50	874	19.64	4.03
1214	PM 2167 RR	5.10	0.95	80.4	29.5	8.0	69.0	9.7	5.45	865	19.78	4.26
1135	PAYMASTER 2326 RR	4.70	1.00	81.7	32.0	8.5	69.5	8.9	5.10	931	19.27	3.93
1216	STV 2454 RR	5.25	1.00	81.7	31.5	9.1	72.5	9.8	5.25	766	18.18	4.26
1212	ALL TEX ATLAS RR	5.20	1.00	81.7	30.0	8.3	70.0	9.3	5.05	1070	19.84	3.99
971	STV 474	5.65	1.00	82.1	30.5	8.7	69.0	9.9	5.70	685	18.97	4.37
1128	ACALA 1517-99	4.75	1.10	82.4	34.5	9.0	66.5	9.3	4.80	779	19.87	4.44
1213	FM 5013	4.90	1.00	81.6	31.0	8.7	68.5	8.6	4.90	817	19.71	3.82
.	LSD	0.40	0.06	1.3	1.8	0.6	2.9	0.8	0.58	380	0.85	0.30

---GOSSYPOL LEVELS---


-----AREALOMETER DATA-----

VARIETY CODE	VARIETY NAME	PLUS (+)	MINUS (-)	TOTAL (%)	A (mm2/mm3)	D	I	M (%)	p (microns)	w (mg/in)	t (microns)
1196	STV 4892 BR	0.84	0.57	1.41	364	24.5	1.65	88	56.92	6.05	3.4
1169	FIBERMAX 958	0.48	0.46	0.94
1215	PM 2266 RR	0.40	0.27	0.67
1152	DPL 458 BG/RR	0.75	0.54	1.29	384	26.3	1.69	86	55.20	5.57	3.2
1019	ALL TEX ATLAS	0.66	0.50	1.15	385	30.0	1.76	83	57.59	5.81	3.2
1217	TAMCOT LUXOR	0.47	0.35	0.81
1214	PM 2167 RR	0.57	0.29	0.86
1135	PAYMASTER 2326 RR	0.53	0.40	0.92
1216	STV 2454 RR	0.50	0.34	0.83
1212	ALL TEX ATLAS RR	0.66	0.49	1.15
971	STV 474	0.75	0.48	1.23
1128	ACALA 1517-99	0.60	0.42	1.01	417	22.3	1.60	90	48.12	4.46	3.0
1213	FM 5013	0.62	0.45	1.07
.	LSD	0.10	0.10	0.15	32.2	5.1	0.11	4	5.99	1.16	0.2

[RETURN TO 2004 NCVT COVER PAGE](#)



***Thank you for your interest in the ongoing work of the
National Cotton Variety Test Program.***

 Questions or comments to: ekeene@ars.usda.gov

United States Department of Agriculture

**Agricultural Research Service
Mid-South Area
Crop Genetics and Production Research Unit
National Cotton Variety Test Program
P O Box 345
Stoneville, MS 38776
(662) 686-5241
Fax (662) 686-5218**



Other links:

[Crop Genetics and Production Research Unit Home Page](#)

[Publications of the Crop Genetics & Production Research Unit](#)

[Jamie Whitten Delta States Research Center](#)

**All Internet Versions of the NCVT Publications are accessible through
either the Jamie Whitten Delta States Research Center or the
Crop Genetics and Production Research Unit sites**



2004 National Cotton Variety Test



Crop Genetics & Production Research Unit
P O Box 345
Stoneville, MS 38776

(662) 686-5378
(662) 686-5218 (fax)

National Cotton Variety Tests, 2004
Yield, Boll, Seed, Spinning and Data

2004 WESTERN REGIONAL COTTON VARIETY TEST

VARIETIES COMBINING LOCATIONS

VARIETY CODE	VARIETY NAME	LINT YIELD (lb/acre)	BOLL SIZE (g/boll)	LINT PERCENT	SEED INDEX	YARN TENACITY (mN/TEX)	DIGITAL FIBROGRAPH 2.5% S.L. (inches)	DIGITAL FIBROGRAPH 50% S.L. (inches)	STELOMETER T1 (mN/tex)	STELOMETER E1 (%)
1196	STV 4892 BR	1546	5.23	38.3	10.0	124	1.09	0.53	189	8.6
1152	DPL 458 BG/RR	1452	4.60	36.8	8.9	126	1.13	0.53	196	9.0
1228	JAJO 0157	1379	5.70	38.3	11.4	146	1.27	0.60	222	8.4
1103	FIBERMAX 989	1334	5.30	37.1	10.0	143	1.15	0.55	212	7.1
1197	NM 970123	1266	5.38	36.3	10.7	161	1.19	0.57	227	6.6
1129	ACALA W 1218	1266	4.30	32.9	10.0	148	1.17	0.55	220	8.8
874	ACALA 1517-95	1128	5.43	34.4	11.7	155	1.21	0.59	231	7.1
1167	NM 970513	1099	5.33	34.8	11.6	171	1.22	0.59	241	6.5
1019	ALL TEX ATLAS	1021	5.43	34.7	11.1	133	1.10	0.55	206	8.6
1166	PHYTOGEN 72	952	4.35	32.3	9.6	151	1.14	0.55	227	8.8
1128	ACALA 1517-99	930	4.70	31.0	10.6	164	1.18	0.57	231	7.1
.	LSD	289	0.39	3.8	0.8	13	0.06	0.04	27	1.4

VARIETY CODE	VARIETY NAME	MICRO-NAIRE (reading)	SL-HVI Starlab (Calibrated to USDA SL-HVI Std.)				SEED YIELD (lb/ac)	OIL (%)	NITROGEN (%)			
			2.5% S.L. (in.)	UNIFORMITY (%)	STRENGTH (g/tex)	COLORIMETER HUNTER'S b						
1196	STV 4892 BR	4.63	1.10	82.8	26.8	8.3	73.3	8.4	4.63	2493	19.15	3.22
1152	DPL 458 BG/RR	4.13	1.13	82.1	27.0	8.4	74.5	7.8	4.20	2509	19.17	2.95
1228	JAJO 0157	3.95	1.20	85.0	29.5	8.2	70.5	8.0	4.00	2295	22.58	3.33
1103	FIBERMAX 989	3.90	1.13	82.0	29.8	7.6	74.8	7.4	3.90	2325	20.62	3.05
1197	NM 970123	4.35	1.20	84.0	32.0	7.6	72.0	7.6	4.50	2264	16.42	3.72
1129	ACALA W 1218	4.15	1.20	81.7	30.0	8.1	72.0	7.2	4.20	2674	21.15	3.13
874	ACALA 1517-95	3.98	1.18	83.6	30.8	7.8	71.0	7.2	4.08	2185	20.93	3.34
1167	NM 970513	3.95	1.20	83.9	34.8	7.7	71.5	7.4	3.93	2129	21.47	3.30
1019	ALL TEX ATLAS	4.45	1.10	83.1	28.3	8.3	72.5	7.4	4.63	1880	20.64	3.25
1166	PHYTOGEN 72	4.60	1.10	81.5	31.0	8.3	72.0	7.8	4.65	2089	22.70	3.09
1128	ACALA 1517-99	4.30	1.20	82.3	31.5	7.7	72.0	7.2	4.25	2202	22.55	3.05
.	LSD	0.53	0.05	1.0	1.6	0.7	4.6	1.1	0.54	537	2.06	0.23

VARIETY CODE	VARIETY NAME	---GOSSYPOL LEVELS---			-----AREALOMETER DATA-----						
		PLUS (+)	MINUS (-)	TOTAL (%)	A ---(mm2/mm3)---	D	I	M (%)	p (microns)	w (mg/in)	t (microns)
1196	STV 4892 BR	1.11	0.82	1.93	434	45.4	2.04	73	59.05	5.33	2.7
1152	DPL 458 BG/RR	0.95	0.76	1.71	470	47.8	2.08	71	55.81	4.67	2.5
1228	JAJO 0157	0.92	0.67	1.59	484	41.3	1.98	75	51.29	4.10	2.4
1103	FIBERMAX 989	0.86	0.68	1.53
1197	NM 970123	0.68	0.39	1.07
1129	ACALA W 1218	0.90	0.65	1.55
874	ACALA 1517-95	0.79	0.59	1.38
1167	NM 970513	0.82	0.63	1.45
1019	ALL TEX ATLAS	0.96	0.74	1.69	445	42.5	1.99	75	56.40	4.96	2.7
1166	PHYTOGEN 72	0.83	0.65	1.48
1128	ACALA 1517-99	0.91	0.68	1.59	452	34.5	1.85	80	51.36	4.39	2.7
.	LSD	0.10	0.06	0.15	79.2	22.5	0.39	14	5.03	0.86	0.5

REGION=WESTERN

REGION=WESTERN

REGION=WESTERN

INDIVIDUAL COMPONENT DATA

BOLL SIZE, GRAM PER BOLL

JAJO 0157	5.70
ACALA 1517-95	5.43
ALL TEX ATLAS	5.43
NM 970123	5.38
NM 970513	5.33
FIBERMAX 989	5.30
STV 4892 BR	5.23
ACALA 1517-99	4.70
DPL 458 BG/RR	4.60
PHYTOGEN 72	4.35
ACALA W 1218	4.30
LSD	0.39

LINT PERCENT

STV 4892 BR	38.3
JAJO 0157	38.3
FIBERMAX 989	37.1
DPL 458 BG/RR	36.8
NM 970123	36.3
NM 970513	34.8
ALL TEX ATLAS	34.7
ACALA 1517-95	34.4
ACALA W 1218	32.9
PHYTOGEN 72	32.3
ACALA 1517-99	31.0
LSD	3.8

SEED INDEX

ACALA 1517-95	11.7
NM 970513	11.6
JAJO 0157	11.4
ALL TEX ATLAS	11.1
NM 970123	10.7
ACALA 1517-99	10.6
STV 4892 BR	10.0
FIBERMAX 989	10.0
ACALA W 1218	10.0
PHYTOGEN 72	9.6
DPL 458 BG/RR	8.9
LSD	0.8

2.5% S.L. (INCHES)

NM 970513	1.20
JAJO 0157	1.20
NM 970123	1.20
ACALA 1517-99	1.20
ACALA W 1218	1.20
ACALA 1517-95	1.18
FIBERMAX 989	1.13
DPL 458 BG/RR	1.13
ALL TEX ATLAS	1.10
STV 4892 BR	1.10
PHYTOGEN 72	1.10
LSD	0.05

UR (PERCENT)

JAJO 0157	85.0
NM 970123	84.0
NM 970513	83.9
ACALA 1517-95	83.6
ALL TEX ATLAS	83.1
STV 4892 BR	82.8
ACALA 1517-99	82.3
DPL 458 BG/RR	82.1
FIBERMAX 989	82.0
ACALA W 1218	81.7
PHYTOGEN 72	81.5
LSD	1.0

STRENGTH (G/TEX)

NM 970513	34.8
NM 970123	32.0
ACALA 1517-99	31.5
PHYTOGEN 72	31.0
ACALA 1517-95	30.8
ACALA W 1218	30.0
FIBERMAX 989	29.8
JAJO 0157	29.5
ALL TEX ATLAS	28.3
DPL 458 BG/RR	27.0
STV 4892 BR	26.8
LSD	1.6

E

MICRONAIRE (SL-HVI)

COLORIMETER - Rd

DPL 458 BG/RR	8.4
PHYTOGEN 72	8.3
ALL TEX ATLAS	8.3
STV 4892 BR	8.3
JAJO 0157	8.2
ACALA W 1218	8.1
ACALA 1517-95	7.8
NM 970513	7.7
ACALA 1517-99	7.7
NM 970123	7.6
FIBERMAX 989	7.6
LSD	0.7

PHYTOGEN 72	4.65
ALL TEX ATLAS	4.63
STV 4892 BR	4.63
NM 970123	4.50
ACALA 1517-99	4.25
DPL 458 BG/RR	4.20
ACALA W 1218	4.20
ACALA 1517-95	4.08
JAJO 0157	4.00
NM 970513	3.93
FIBERMAX 989	3.90
LSD	0.54

FIBERMAX 989	74.8
DPL 458 BG/RR	74.5
STV 4892 BR	73.3
ALL TEX ATLAS	72.5
PHYTOGEN 72	72.0
NM 970123	72.0
ACALA 1517-99	72.0
ACALA W 1218	72.0
NM 970513	71.5
ACALA 1517-95	71.0
JAJO 0157	70.5
LSD	4.6

COLORIMETER - b

MICRONAIRE

STELOMETER - E1

STV 4892 BR	8.4
JAJO 0157	8.0
DPL 458 BG/RR	7.8
PHYTOGEN 72	7.8
NM 970123	7.6
FIBERMAX 989	7.4
ALL TEX ATLAS	7.4
NM 970513	7.4
ACALA 1517-99	7.2
ACALA W 1218	7.2
ACALA 1517-95	7.2
LSD	1.1

STV 4892 BR	4.63
PHYTOGEN 72	4.60
ALL TEX ATLAS	4.45
NM 970123	4.35
ACALA 1517-99	4.30
ACALA W 1218	4.15
DPL 458 BG/RR	4.13
ACALA 1517-95	3.98
JAJO 0157	3.95
NM 970513	3.95
FIBERMAX 989	3.90
LSD	0.53

DPL 458 BG/RR	9.0
PHYTOGEN 72	8.8
ACALA W 1218	8.8
ALL TEX ATLAS	8.6
STV 4892 BR	8.6
JAJO 0157	8.4
FIBERMAX 989	7.1
ACALA 1517-95	7.1
ACALA 1517-99	7.1
NM 970123	6.6
NM 970513	6.5
LSD	1.4

STELOMETER - T1

FIBROGRAPH--50% S.L.

FIBROGRAPH--2.5% S.L.

NM 970513	241
ACALA 1517-99	231
ACALA 1517-95	231
NM 970123	227
PHYTOGEN 72	227
JAJO 0157	222
ACALA W 1218	220
FIBERMAX 989	212
ALL TEX ATLAS	206
DPL 458 BG/RR	196
STV 4892 BR	189
LSD	27

JAJO 0157	0.60
NM 970513	0.59
ACALA 1517-95	0.59
NM 970123	0.57
ACALA 1517-99	0.57
ALL TEX ATLAS	0.55
FIBERMAX 989	0.55
PHYTOGEN 72	0.55
ACALA W 1218	0.55
DPL 458 BG/RR	0.53
STV 4892 BR	0.53
LSD	0.04

JAJO 0157	1.27
NM 970513	1.22
ACALA 1517-95	1.21
NM 970123	1.19
ACALA 1517-99	1.18
ACALA W 1218	1.17
FIBERMAX 989	1.15
PHYTOGEN 72	1.14
DPL 458 BG/RR	1.13
ALL TEX ATLAS	1.10
STV 4892 BR	1.09
LSD	0.06

YARN TENACITY

AREALOMETER - A (mm²/mm³)AREALOMETER - D (mm²/mm³)

NM 970513	171
ACALA 1517-99	164
NM 970123	161
ACALA 1517-95	155
PHYTOGEN 72	151
ACALA W 1218	148

JAJO 0157	484
DPL 458 BG/RR	470
ACALA 1517-99	452
ALL TEX ATLAS	445
STV 4892 BR	434
NM 970513	.

DPL 458 BG/RR	47.8
STV 4892 BR	45.4
ALL TEX ATLAS	42.5
JAJO 0157	41.3
ACALA 1517-99	34.5
NM 970513	.

JAJO 0157	146
FIBERMAX 989	143
ALL TEX ATLAS	133
DPL 458 BG/RR	126
STV 4892 BR	124
LSD	13

NM 970123	.
ACALA 1517-95	.
PHYTOGEN 72	.
ACALA W 1218	.
FIBERMAX 989	.
LSD	79.2

NM 970123	.
ACALA 1517-95	.
PHYTOGEN 72	.
ACALA W 1218	.
FIBERMAX 989	.
LSD	22.5

AREALOMETER - I

DPL 458 BG/RR	2.08
STV 4892 BR	2.04
ALL TEX ATLAS	1.99
JAJO 0157	1.98
ACALA 1517-99	1.85
NM 970513	.
NM 970123	.
ACALA 1517-95	.
PHYTOGEN 72	.
ACALA W 1218	.
FIBERMAX 989	.
LSD	0.39

AREALOMETER - M (PERCENT)

ACALA 1517-99	80
ALL TEX ATLAS	75
JAJO 0157	75
STV 4892 BR	73
DPL 458 BG/RR	71
NM 970513	.
NM 970123	.
ACALA 1517-95	.
PHYTOGEN 72	.
ACALA W 1218	.
FIBERMAX 989	.
LSD	14

AREALOMETER - p (Microns)

STV 4892 BR	59.05
ALL TEX ATLAS	56.40
DPL 458 BG/RR	55.81
ACALA 1517-99	51.36
JAJO 0157	51.29
NM 970513	.
NM 970123	.
ACALA 1517-95	.
PHYTOGEN 72	.
ACALA W 1218	.
FIBERMAX 989	.
LSD	5.03

AREALOMETER - w (MG/INCH)

STV 4892 BR	5.33
ALL TEX ATLAS	4.96
DPL 458 BG/RR	4.67
ACALA 1517-99	4.39
JAJO 0157	4.10
NM 970513	.
NM 970123	.
ACALA 1517-95	.
PHYTOGEN 72	.
ACALA W 1218	.
FIBERMAX 989	.
LSD	0.86

AREALOMETER - t (MICRONS)

STV 4892 BR	2.7
ALL TEX ATLAS	2.7
ACALA 1517-99	2.7
DPL 458 BG/RR	2.5
JAJO 0157	2.4
NM 970513	.
NM 970123	.
ACALA 1517-95	.
PHYTOGEN 72	.
ACALA W 1218	.
FIBERMAX 989	.
LSD	0.5

SEED YIELD (LB/ACRE)

ACALA W 1218	2674
DPL 458 BG/RR	2509
STV 4892 BR	2493
FIBERMAX 989	2325
JAJO 0157	2295
NM 970123	2264
ACALA 1517-99	2202
ACALA 1517-95	2185
NM 970513	2129
PHYTOGEN 72	2089
ALL TEX ATLAS	1880
LSD	537

OIL (PERCENT)

PHYTOGEN 72	22.70
JAJO 0157	22.58
ACALA 1517-99	22.55
NM 970513	21.47
ACALA W 1218	21.15
ACALA 1517-95	20.93
ALL TEX ATLAS	20.64
FIBERMAX 989	20.62
DPL 458 BG/RR	19.17
STV 4892 BR	19.15
NM 970123	16.42
LSD	2.06

NITROGEN (PERCENT)

NM 970123	3.72
ACALA 1517-95	3.34
JAJO 0157	3.33
NM 970513	3.30
ALL TEX ATLAS	3.25
STV 4892 BR	3.22
ACALA W 1218	3.13
PHYTOGEN 72	3.09
FIBERMAX 989	3.05
ACALA 1517-99	3.05
DPL 458 BG/RR	2.95
LSD	0.23

PLUS GOSSYPOL

STV 4892 BR	1.11
ALL TEX ATLAS	0.96
DPL 458 BG/RR	0.95
JAJO 0157	0.92
ACALA 1517-99	0.91
ACALA W 1218	0.90
FIBERMAX 989	0.86
PHYTOGEN 72	0.83
NM 970513	0.82
ACALA 1517-95	0.79
NM 970123	0.68
LSD	0.10

MINUS GOSSYPOL		TOTAL GOSSYPOL (PERCENT)	
STV 4892 BR	0.82	STV 4892 BR	1.93
DPL 458 BG/RR	0.76	DPL 458 BG/RR	1.71
ALL TEX ATLAS	0.74	ALL TEX ATLAS	1.69
FIBERMAX 989	0.68	JAJO 0157	1.59
ACALA 1517-99	0.68	ACALA 1517-99	1.59
JAJO 0157	0.67	ACALA W 1218	1.55
ACALA W 1218	0.65	FIBERMAX 989	1.53
PHYTOGEN 72	0.65	PHYTOGEN 72	1.48
NM 970513	0.63	NM 970513	1.45
ACALA 1517-95	0.59	ACALA 1517-95	1.38
NM 970123	0.39	NM 970123	1.07
LSD	0.06	LSD	0.15

reg=52 REGION=WESTERN
 LOCATIONS COMBINING VARIETIES

LOCATION	LINT	BOLL	LINT	SEED	YARN	DIGITAL FIBROGRAPH		STELOMETER	
	YIELD	SIZE			TENACITY	2.5% S.L.	50% S.L.	T1	E1
	(lb/acre)	(g/boll)	PERCENT	INDEX	(mN/TEX)	(inches)	(inches)	(mN/tex)	(%)
EL PASO, TX (IRR)	1452	5.88	39.1	11.2	142	1.20	0.57	208	7.8
PECOS, TX (IRR)	1060	15.9	37.9	10.0	149	1.13	0.55	224	7.8

LOCATION	MICRO-NAIRE	SL-HVI Starlab (Calibrated to USDA SL-HVI Std.)				SEED	COLORIMETER HUNTER'S		SEED	OIL	NITR
		2.5% S.L.	UNIFO-MITY	STRE-NGTH	E		Rd	b			
	(reading)	(in.)	(%)	(g/tex)				(Reading)	(lb/ac)	(%)	(%)
EL PASO, TX (IRR)	3.80	1.16	83.7	29.3	8.0	72.1	8.1	3.93	2275	19.14	3.37
PECOS, TX (IRR)	4.54	1.15	82.4	30.6	8.0	72.9	7.1	4.54	1713	21.26	3.13

LOCATION	---GOSSYPOL LEVELS---			-----AREALOMETER DATA-----							
	PLUS (+)	MINUS (-)	TOTAL (%)	A	D	M	p	w	t		
				---(mm2/mm3)---			I	(%)	(microns)	(mg/in)	(microns)
EL PASO, TX (IRR)	0.84	0.63	1.47	492	50.3	2.13	69	54.35	4.29	2.4	
PECOS, TX (IRR)	0.92	0.68	1.59	417	36.4	1.88	79	56.94	5.31	2.9	

LOCATION=EL PASO, TX (IRR)

VARIETY	VARIETY	LINT	BOLL	LINT	SEED	YARN	DIGITAL FIBROGRAPH	STELOMETER		
		YIELD	SIZE	PERCENT	INDEX	TENACITY	2.5% S.L.	50% S.L.	T1	E1

CODE	NAME	(lb/acre)	(g/boll)	PERCENT	INDEX	(mN/TEX)	(inches)	(inches)	(mN/tex)	(%)
1196	STV 4892 BR	1782	6.00	41.3	10.5	127	1.14	0.55	186	9.3
1152	DPL 458 BG/RR	1691	5.20	39.3	9.7	123	1.18	0.55	197	9.4
1103	FIBERMAX 989	1407	6.10	40.0	10.8	139	1.17	0.55	206	7.3
1197	NM 970123	1395	6.05	38.0	11.3	154	1.20	0.57	209	5.9
1228	JAJO 0157	1379	5.70	38.3	11.4	146	1.27	0.60	222	8.4
874	ACALA 1517-95	1369	5.90	37.9	12.0	153	1.26	0.60	225	7.3
1019	ALL TEX ATLAS	1341	6.05	38.7	11.3	132	1.15	0.57	202	8.8
1167	NM 970513	1254	6.05	39.9	12.3	165	1.26	0.60	221	6.3
.	LSD	133	0.57	0.7	0.3	9	0.05	0.04	7	1.1

SL-HVI Starlab (Calibrated to USDA SL-HVI Std.)

VARIETY CODE	VARIETY NAME	MICRO-NAIRE (reading)	2.5% S.L. (in.)	UNIFORMITY (%)	STRENGTH (g/tex)	ELONGATION E	COLORIMETER HUNTER'S Rd	b	MICRO-NAIRE (Reading)	SEED YIELD (lb/ac)	OIL (%)	NITROGEN (%)
1196	STV 4892 BR	4.10	1.10	83.5	26.5	8.4	72.5	9.1	4.15	2520	18.11	3.35
1152	DPL 458 BG/RR	3.50	1.15	82.9	26.5	8.3	72.0	8.3	3.70	2639	17.78	3.15
1103	FIBERMAX 989	3.40	1.15	82.2	29.5	7.8	76.5	7.6	3.40	2084	18.69	3.24
1197	NM 970123	4.15	1.20	84.1	30.5	7.2	71.0	8.7	4.40	2292	16.08	3.78
1228	JAJO 0157	3.95	1.20	85.0	29.5	8.2	70.5	8.0	4.00	2295	22.58	3.33
874	ACALA 1517-95	3.50	1.20	83.8	30.0	7.9	71.5	7.7	3.70	2278	20.52	3.36
1019	ALL TEX ATLAS	4.15	1.10	83.8	27.5	8.4	72.5	7.7	4.35	2120	19.53	3.37
1167	NM 970513	3.65	1.20	84.2	34.5	7.6	70.5	8.1	3.70	1968	19.84	3.37
.	LSD	0.31	0.08	1.4	2.2	0.6	4.2	0.8	0.30	437	1.35	0.22

---GOSSYPOL LEVELS---

-----AREALOMETER DATA-----

VARIETY CODE	VARIETY NAME	PLUS (+)	MINUS (-)	TOTAL (%)	A (mm2/mm3)	D (mm2/mm3)	I	M (%)	p (microns)	w (mg/in)	t (microns)
1196	STV 4892 BR	1.09	0.82	1.91	481	56.0	2.22	66	57.98	4.66	2.4
1152	DPL 458 BG/RR	0.86	0.70	1.56	524	56.5	2.23	66	53.46	3.95	2.2
1103	FIBERMAX 989	0.81	0.65	1.45
1197	NM 970123	0.63	0.35	0.98
1228	JAJO 0157	0.92	0.67	1.59	484	41.3	1.98	75	51.29	4.10	2.4
874	ACALA 1517-95	0.76	0.56	1.31
1019	ALL TEX ATLAS	0.93	0.73	1.66	478	47.5	2.08	71	54.67	4.45	2.5
1167	NM 970513	0.75	0.59	1.34
.	LSD	0.08	0.08	0.15	56.8	15.6	0.26	10	1.59	0.53	0.4

LOCATION=PECOS, TX (IRR)

VARIETY CODE	VARIETY NAME	LINT YIELD (lb/acre)	BOLL SIZE (g/boll)	LINT PERCENT	SEED INDEX	YARN TENACITY (mN/TEX)	DIGITAL 2.5% S.L. (inches)	FIBROGRAPH 50% S.L. (inches)	STELOMETER T1 (mN/tex)	E1 (%)
1196	STV 4892 BR	1309	4.45	35.4	9.6	120	1.03	0.51	193	7.9
1129	ACALA W 1218	1266	4.30	32.9	10.0	148	1.17	0.55	220	8.8
1103	FIBERMAX 989	1260	4.50	34.3	9.2	147	1.13	0.55	219	7.0
1152	DPL 458 BG/RR	1214	4.00	34.3	8.2	128	1.09	0.51	196	8.7
1197	NM 970123	1137	4.70	34.7	10.0	169	1.19	0.58	246	7.3
1166	PHYTOGEN 72	952	4.35	32.3	9.6	151	1.14	0.55	227	8.8
1167	NM 970513	945	4.60	29.7	11.0	177	1.19	0.58	262	6.7

1128	ACALA 1517-99	930	4.70	31.0	10.6	164	1.18	0.57	231	7.1
874	ACALA 1517-95	886	4.95	31.0	11.4	156	1.16	0.58	236	6.9
1019	ALL TEX ATLAS	701	4.80	30.7	10.9	135	1.05	0.53	210	8.5
.	LSD	137	0.31	1.4	0.7	9	0.03	0.04	6	0.5

SL-HVI Starlab (Calibrated to USDA SL-HVI Std.)

VARIETY CODE	VARIETY NAME	MICRO-NAIRE (reading)	2.5% S.L. (in.)	UNIFORMITY (%)	STRENGTH (g/tex)	E	COLORIMETER HUNTER'S Rd	b	MICRO-NAIRE (Reading)	SEED YIELD (lb/ac)	OIL (%)	NITROGEN (%)
1196	STV 4892 BR	5.15	1.10	82.1	27.0	8.1	74.0	7.7	5.10	2466	20.19	3.09
1129	ACALA W 1218	4.15	1.20	81.7	30.0	8.1	72.0	7.2	4.20	2674	21.15	3.13
1103	FIBERMAX 989	4.40	1.10	81.9	30.0	7.4	73.0	7.2	4.40	2565	22.55	2.86
1152	DPL 458 BG/RR	4.75	1.10	81.3	27.5	8.4	77.0	7.4	4.70	2379	20.57	2.75
1197	NM 970123	4.55	1.20	83.9	33.5	8.0	73.0	6.4	4.60	2235	16.75	3.67
1166	PHYTOGEN 72	4.60	1.10	81.5	31.0	8.3	72.0	7.8	4.65	2089	22.70	3.09
1167	NM 970513	4.25	1.20	83.7	35.0	7.9	72.5	6.7	4.15	2289	23.10	3.22
1128	ACALA 1517-99	4.30	1.20	82.3	31.5	7.7	72.0	7.2	4.25	2202	22.55	3.05
874	ACALA 1517-95	4.45	1.15	83.4	31.5	7.7	70.5	6.7	4.45	2092	21.34	3.32
1019	ALL TEX ATLAS	4.75	1.10	82.4	29.0	8.1	72.5	7.1	4.90	1640	21.75	3.12
.	LSD	0.29	0.05	0.7	1.8	0.6	3.6	0.7	0.28	359	0.91	0.26

---GOSSYPOL LEVELS---

-----AREALOMETER DATA-----

VARIETY CODE	VARIETY NAME	PLUS (+)	MINUS (-)	TOTAL (%)	A (mm ² /mm ³)	D	I	M (%)	p (microns)	w (mg/in)	t (microns)
1196	STV 4892 BR	1.13	0.83	1.96	387	34.8	1.85	80	60.11	6.01	3.1
1129	ACALA W 1218	0.90	0.65	1.55
1103	FIBERMAX 989	0.91	0.71	1.62
1152	DPL 458 BG/RR	1.05	0.82	1.87	417	39.0	1.93	77	58.16	5.39	2.8
1197	NM 970123	0.74	0.43	1.16
1166	PHYTOGEN 72	0.83	0.65	1.48
1167	NM 970513	0.90	0.67	1.56
1128	ACALA 1517-99	0.91	0.68	1.59	452	34.5	1.85	80	51.36	4.39	2.7
874	ACALA 1517-95	0.83	0.63	1.45
1019	ALL TEX ATLAS	0.98	0.75	1.73	411	37.5	1.90	78	58.12	5.47	2.9
.	LSD	0.06	0.06	0.09	12.9	6.6	0.11	5	2.26	0.32	0.2

[RETURN TO 2004 NCVT COVER PAGE](#)



**Thank you for your interest in the ongoing work of the
National Cotton Variety Test Program.**

Questions or comments to: ekeene@ars.usda.gov

United States Department of Agriculture

Agricultural Research Service
Mid-South Area
Crop Genetics and Production Research Unit
National Cotton Variety Test Program
P O Box 345
Stoneville, MS 38776
(662) 686-5241
Fax (662) 686-5218



Other links:

[Crop Genetics and Production Research Unit Home Page](#)

[Publications of the Crop Genetics & Production Research Unit](#)

[Jamie Whitten Delta States Research Center](#)

**All Internet Versions of the NCVT Publications are accessible through
either the Jamie Whitten Delta States Research Center or the
Crop Genetics and Production Research Unit sites**

