

2005 National Cotton Variety Test



**Crop Genetics & Production Research Unit
P O Box 345
Stoneville, MS 38776**

**(662) 686-5377 or (662) 686-3080
(662) 686-5398 (fax)**



Any time you see the cotton boll photograph as shown here, you may click on it to return to the top of the document.

**National Cotton Variety Tests, 2005
Yield, Boll, Seed, Spinning and Data**

Compiled by:



**Ellen R. Keene
Info. Tech.
Specialist**



**Mitzi W. Dean
Computer
Assistant**

Program Headquarters are located in the Crop Genetics & Production Research Unit, Jamie Whitten Delta States Research Center, United States Department of Agriculture - Agricultural Research Service, Stoneville, Mississippi, in cooperation with

the agricultural experiment stations of Alabama, Arkansas, Arizona, California, Georgia, Louisiana, Mississippi, New Mexico, North Carolina, Oklahoma, South Carolina, and Texas.

**The National Cotton Variety Test series is available free of charge from
the National Cotton Variety Test Program.**

National Cotton Variety Tests, 2005.

Yield, Boll, Seed, Spinning, and Fiber Data.

Issued September, 2006.

Processed by National Cotton Variety Testing Program:

**United States Department of Agriculture
Agricultural Research Service
Crop Genetics & Production Research Unit
P.O. Box 345
Stoneville, MS 38776**



CONTENTS

[Location Index](#)

[Acknowledgements](#)

[Joint Cotton Breeding Policy Committee](#)

[National Cotton Variety Testing Committee](#)

[National Cotton Variety Test Archive Files](#)

[Introduction and Explanations](#)

[Regional Tests and Participating Stations](#)

[Reporting Variations and Errata](#)

[Varieties Tested](#) in 2005

Test Results

[Eastern](#) Regional Cotton Variety Test

[Delta](#) Regional Cotton Variety Test

[Central](#) Regional Cotton Variety Test

[California](#) Cotton Variety Test

[Blackland](#) Regional Cotton Variety Test

[Plains](#) Regional Cotton Variety Test

[Western](#) Regional Cotton Variety Test

[High Quality](#) Regional Cotton Variety Test

[Pima](#) Regional Cotton Variety Test

2005 Regional [Short Season](#) Test Results

2005 [Bollworm-Budworm](#) Tests



LOCATIONS INCLUDED IN THE
2005 NATIONAL COTTON VARIETY TEST

SHAFTER, CA
UNIVERSITY PARK, NM
PECOS, TX (IRR)
LUBBOCK, TX (IRR)
ALTUS, OK (IRR)
COLLEGE STATION, TX
WESLACO, TX
BOSSIER CITY, LA
SAINT JOSEPH, LA
STONEVILLE, MS
JACKSON, TN
AUBURN, AL
FLORENCE, SC
ROCKY MOUNT, NC
CHICKASHA, OK (DRY)
CHICKASHA, OK (IRR)
MARICOPA, AZ

KNOXVILLE, TN
STARKVILLE, MS
BEEVILLE, TX
PORTAGEVILLE, MO
BELLE MINA, AL
LAS CRUCES, NM
SUFFOLK, VA
DALLAS, TX
THRALL, TX
KEISER, AR
TIPTON, OK



Acknowledgments

The success of the National Cotton Variety Testing Program results from the interest and diligence of many workers who conducted the tests, processed the fiber samples, tabulated the information and analyzed the data. The following were primarily responsible for furnishing field data and providing samples:

Alabama	--	K. Glass
Arizona	--	R. Percy (USDA-ARS)
Arkansas	--	F. M. Bourland
California	--	S. Oakley
Louisiana	--	W. D. Caldwell, Ernie Clawson, D. S. Boquet, and R. C. Griffin
Mississippi	--	W. R. Meredith, Jr. (USDA-ARS)
New Mexico	--	J. Zhang
North Carolina	--	D. Bowman
Oklahoma	--	M. Bayles
South Carolina	--	T. Campbell
Tennessee	--	O. Gwathmey
Texas	--	J. R. Gannaway, and C. W. Smith

The interest and cooperation of the commercial cottonseed firms of the United States are acknowledged. For the most part, seeds of the regional varieties were contributed by commercial firms. Seeds of varieties used as national standards were supplied by the following organizations:

DP 555BR

-- Delta & Pine Land Company;

FM 960B2R

-- FiberMax

DP 555BR

-- Delta and Pine Land Company, Scott, MS; and

Phytogen 72

-- Phytogen;

PM 2167RR

-- Paymaster; and
and

Stoneville 4892BR

-- Stoneville Pedigreed Seed Company



Joint Cotton Breeding Policy Committee

(As of January 2005)

R. L. Rogers, (Chairman) Louisiana Agricultural Experiment Station, Baton Rouge, LA
A. G. Jordan, (Secretary) National Cotton Council of America, Memphis, TN
B. Lalor, Cotton Incorporated, Raleigh, NC

J. W. Smith, Mississippi Agricultural & Forestry Experiment Station, Stoneville,
MS
W. R. Meredith, Jr., Agricultural Research Service, USDA, Stoneville, MS
T. J. Army, Agricultural Research Service, USDA, Stoneville, MS
J. Radin, NPL Plant Physiology, Agricultural Research Service, USDA, Beltsville,
MD
V. Watson, Mississippi Agricultural & Forestry Experiment Station, Mississippi
State, MS
S. Oakley, California Planting Cotton Seed Distributors, Shafter, CA
J. J. Gwyn, AgrEvo Cotton Seed International, Greenville, MS
R. H. Sheetz, Paymaster Cottonseed Products, Hale Center, TX
T. Helms, Southern Association of Agricultural Experiment Station Directors,
Mississippi State, MS

National Cotton Variety Testing Committee

(As of January 2005)

D. M. Bassett, University of CA, U. S. Cotton Research Station, Shafter, CA
F. M. Bourland, University of Arkansas, Fayetteville, AR
D. Bowman, University of North Carolina, Rocky Mount, NC
T. Campbell, USDA, ARS, Florence, SC
M. W. Dean, (Secretary) Agricultural Research Service, USDA, Stoneville, MS
J. Dever, Bayer Crop Science
J. R. Gannaway, (Chairman) Texas Agricultural Experiment Station, Lubbock, TX
C. Green, Delta & Pine Land Co., Hartsville, SC
B. Hutmacher,
S. Lincoln, CA Dept. of Food & Agriculture, Sacramento, CA
J. Mayhill, Monsanto
W. R. Meredith, Jr., Agricultural Research Service, USDA, Stoneville, MS
R. Percy, Agricultural Research Service, USDA, Maricopa, AZ
J. Radin, Agricultural Research Service, USDA, Beltsville, MD
R. Sheetz, Cargill Research, Plainview, TX
C. W. Smith, Texas Agricultural Experiment Station, College Station, TX
P. Thaxton, Delta Research and Extension Center, Stoneville, MS
S. R. Oakley, California Planting Cottonseed Distributors, Shafter, CA
T. Wallace, Mississippi State University, MS State, MS
J. Zhang, New Mexico Agricultural Experiment Station, Las Cruces, NM



National Cotton Variety Test Archive File

The National Cotton Variety Test, from its inception in 1960 to the current year, is maintained in an archive file at the NCVT Program headquarters, Stoneville, MS. These files are available from the ARS Coordinator for the NCVT Program. The following files are available on diskette:

Cottonseed Quality Archive File	1977 - 2005
Yield Archive File	1960 - 2005
Fiber Quality Archive File	1960 - 2005
Pima Combed Yarn Archive File	1962 - 2005

Code Files:

Alpha & Numeric Variety Listings	(2 files)
Alpha & Numeric Location Listings	(2 files)
(includes Regional Codes)	

The Archive Files, Codes, Content and Index files will be updated to include the current data each year, following the publication of the Annual Report.

Write or phone:

Mrs. Ellen R. Keene or Mrs. Mitzi W. Dean
National Cotton Variety Testing Program
P. O. Box 345
Stoneville, MS 38776
662-686-5378 662-686-3080
e-mail address: ekeene@ars.usda.gov
 mdean@ars.usda.gov



Introduction

The National Cotton Variety Testing Program, developed from recommendations of the Joint Cotton Breeding Policy Committee, is a uniform system of reporting data from cotton-yield trials across the US Cotton Belt. The trials are conducted

annually at selected locations involved in the variety-testing programs of the cooperating State Agricultural Experiment Stations and the Agricultural Research Service. Cotton Variety Testing Committee is responsible for

coordinating program plans from year to year.

National standard varieties are chosen for a 3-year testing cycle. For the sixteenth testing cycle, beginning in 2005, the national standards were DP 555BR, FM 960B2R, PHY 72, PM 2167RR and ST 4892BR. Within each region, cooperators annually select a group of regional standard varieties that are common to all tests within the region for the particular year. With this new cycle, a fifth National Standard was added to the test. In 1984, the cooperators for the Eastern, Central, and Delta regions elected to include interregional standards. Data on the national, regional, and interregional standards were included in this report. All varieties were grown to obtain experimental data, and the designation of national, regional, and interregional standards is not an endorsement of these varieties by the U.S. Department of Agriculture or the cooperating State Agricultural Experiment Stations.

Plot size, cultural practices, number of entries, and sampling methods were left to the discretion of the participating stations. While these details were not rigidly standardized, all tests were conducted by experienced personnel using sound experimental designs and procedures.

Yield, boll size, lint percentage, and seed index were supplied by the cooperating stations. Fiber, yarn, and HVI tests were made by Starlab, Inc., Knoxville, TN, and combed yarn tests were made by USDA-AMS Cotton Testing Section at Clemson, SC. Chemical analyses of seed were done by Woodsen-Tenent Laboratories, Inc., Memphis, TN. All data were compiled, analyzed, tabulated, and duplicated by the staff of the office of the Program Analyst for the National Cotton Variety Test.

In 1994, the National Cotton Variety Testing Program was organized as shown on the cover map. Upland varieties were grown in all tests except the Pima Region. Strains developed in the southern states with superior fiber properties and spinning performance were tested in three contiguous Regions (high quality test). Extra-long staple American Pima varieties were tested in the Western and Arizona Regions.

In 1996, results of the Regional Project S-205 Regional Bollworm-Budworm Tests and the Regional Short Season Tests were reprinted in this report. The purpose in reprinting this vital information is to assist Regional Project S-205 by making the data more widely available to the Cotton Improvement Community. These results are no longer provided to the National Cotton Variety Testing staff.



REGIONAL TESTS & PARTICIPATING STATIONS

Eastern Regional Cotton Variety Test (Upland Varieties)

Alabama Agricultural Experiment Station	
Main Station	Auburn, AL
Tennessee Valley Substation	Belle Mina, AL
Georgia Agricultural Experiment Station	
Georgia Coastal Experiment Station	Tifton, GA
Clemson University	
Pee Dee Experiment Station	Florence, SC

Delta Regional Cotton Variety Test (Upland Varieties)

Arkansas Agricultural Experiment Station	
Delta Substation	Clarkedale, AR
Mississippi Agricultural and Forestry Experiment Station	
Delta Branch	Stoneville, MS
Louisiana Agricultural Experiment Station	
Northeast Louisiana Experiment Station	St. Joseph, LA

Central Regional Cotton Variety Test (Upland Varieties)

Louisiana Agricultural Experiment Station	
Red River Valley Experiment Station	Bossier City, LA
Texas A&M University	
Extension Center	Weslaco, TX
Main Station	College Station, TX
Off-Station Test	Neuces County, TX

California Cotton Variety Test (Upland Varieties)

Blackland Regional Cotton Variety Test (Upland Varieties)

Texas A&M University	
Agricultural Research and Extension	Dallas, TX
Stiles Farm Foundation	Thrall, TX

Plains Regional Cotton Variety Test (Upland Varieties)

Oklahoma Agricultural Experiment Station	
Cotton Research Station	
Irrigated Test	Chickasha, OK
Dryland Test	Chickasha, OK
Irrigation Experiment Station	Altus, OK
Southwest Agronomy Research Station	
Dryland Test	Tipton, OK
Texas A&M University	
Agricultural Research and Extension Center (Lubbock)	
Irrigated Test	Lubbock, TX
Off-Station (Dryland Test)	Lamesa, TX

Western Regional Cotton Variety Test (Upland Varieties)

New Mexico Agricultural Experiment Station	
Main Station	Las Cruces, NM
Southeastern Branch Station	Artesia, NM
Texas A&M University	
Agricultural Research Center	Pecos, TX

High Quality Regional Cotton Variety Test

Alabama Agricultural Experiment Station	
Tennessee Valley Substation	Belle Mina, AL
Arkansas Agricultural Experiment Station	
Delta Substation	Keiser, AR
	Portageville, MO
Clemson University	
Pee Dee Experiment Station	Florence, SC
Georgia Agricultural Experiment Station	
Louisiana Agricultural Experiment Station	
Red River Valley Experiment Station	Bossier City, LA
Mississippi Agricultural and Forestry Experiment Station	
Delta Branch	Stoneville, MS
Texas A&M University	
Texas Agricultural Experiment Station	College Station, TX
Safford, AZ	
Agricultural Research and Extension Center	Lubbock, TX

Pima Regional Cotton Variety Test

Arizona Agricultural Experiment Station	
Cotton Research Center	Maricopa, AZ
Agricultural Research and Extension Center	El Paso, TX

Combed-Yarn Test (American Pima Varieties)**

American Pima cottons are commonly spun into combed yarns. In addition to the carded yarn tenacity, combed-yarn tests of Pima cotton grown at two locations conducting the Pima Regional Cotton Variety Test were made by the Agricultural Marketing Service, United States Department of Agriculture, Cotton Testing Section at Clemson, SC. Classifier's grade and staple, yarn tenacity of 11.8- and 7.4- tex (50's and 80's cotton count) yarns, appearance index, imperfections per 1,000 yards, and waste percentages are reported.

**Test was discontinued in 1994 due to costs of processing samples.



Explanations and Definitions

No interpretation of the test results other than the indication of the significant difference among means based on an analysis of variance is presented. The variety x location interaction mean square was used as the Error term in F tests and Duncan's Multiple Range tests in the combined-over-locations ANOVA for each region and subregion. Means followed by the same letter or letters cannot be considered significantly different at the 0.05 level of probability, as determined by Duncan's Multiple Range Test. Statistical analyses and Duncan's Multiple Range test were performed using SAS. A randomized complete block design was used for all analyses, although some tests were planted in lattice designs.

The yield reported for each variety is the average derived from the number of replications used. From three to eight replications were planted, depending on the station, with four replications being more commonly used. Boll size, lint percentage, and seed, fiber, and yarn data were based on two replications of each variety at all locations.

The tables for each regional test are arranged as follows: In the first four tables, average data for the entire region are given by cotton variety and location; the entries in these tables are arranged in order of decreasing lint yield. For some tests, subregional summaries are also included. Following these tables average data for each location in the region are given, each table being arranged by variety in order of decreasing lint yield.

The column headings and symbols are defined as follows:

Arealometer. The arealometer is an instrument which measures fiber fineness and shape by measuring the resistance a given mass of fiber offers to the flow of air. Fineness and shape measures are used to calculate Immaturity Ratio (I), % Maturity (M), Perimeter (p), Weight Fineness (w), and Wall Thickness (t).

- A. Is a measure of the external surface area of the fibers of a given volume of fibrous material, expressed in terms of square millimeters per cubic millimeter of fibrous material.
- D. The difference between the value of the specific area determined at high pressure (AH) and the value of the specific area determined at standard pressure (the "A" measured above). "D" is presumably a measure of the flatness of the fiber ribbon; i.e., the higher the "D" value, the more ribbonlike are the fibers.
- I. The immaturity ratio is a dimensionless number which describes a physical characteristic of the fiber cross section. It is defined as the ratio of the area that the fiber cross section would have if its perimeter enclosed a circle to the area that the perimeter actually encloses. It is found by substituting D in the formula:

$$I = \sqrt{(0.07D+1)}$$

- M. The simple linear regression prediction of caustic soda percent maturity from Hertel and Craven Textile Research Journal 21: 765-774,1951. The prediction equation is: $M = 150.5 - 38.1I$. M is an unreliable prediction

of caustic soda percent maturity above about 95% and below about 35%. Values of M above 100% were obtained on some samples and are reported as obtained. The caustic soda percent maturity has an upper limit of 100%.

(p) The perimeter is defined as the distance around the outside wall of the fiber cross section. The perimeter in microns is determined by:

$$p = \frac{12,566 I}{A}$$

(w) The weight fineness, or linear density, is defined as the mass per unit length of fiber. It is calculated in ægm per inch by use of the following

formula:

$$w = \frac{485 \times 10^3 I}{A^2}$$

(t) Wall thickness in microns calculated from:

$$t = \frac{2000}{A[1 + \sqrt{(1 - 1/I)}]}$$

Boll size. The mass, in grams, per boll of seed cotton.

Classer's designation. A description of the quality of cotton in terms of grade and staple according to the official cotton standards of the United States. For grade, classification is based on appearance and is accomplished chiefly through the sense of sight by integration of the three factors of grade--color, leaf, and preparation--in the sample. Classification for staple length involves both sight and touch and is made by pulling out and comparing a typical portion of fiber from a sample with the official staple types.

Digital Fibrograph. An instrument for measuring fiber length. S.L. (span length) is the distance spanned by a specific percentage of the fibers in the test specimen, where the initial starting point of the scanning in the test is considered 100 percent. The 2.5 percent S.L. is the length, in inches, on the test specimen spanned by 2.5 percent of the fibers scanned at the initial starting point. The 2.5 percent S.L. approximates classer's stable. The 50 percent S.L. is the length, in inches, on the test specimen spanned by 50 percent of the fibers scanned at the initial starting point.

Free gossypol. The gossypol in fuzzy seeds as determined by the HPLC Method described in Vol. 59, page 546, 1982 of the Journal of the American Oil Chemist's Society modified as follows: Immediately after obtaining the hull-free kernels, they were dried in a forced-draft oven at 180°F for 4 hours. At the end of 4 hours drying, the kernels were immediately placed in moisture-proof containers and cooled. In proceeding with the HPLC Method every effort was made to prevent the kernels from regaining moisture. The purpose of this modification was to reduce free moisture on the kernels with which the gossypol could interact and become bound to the protein thus reducing the free gossypol content. The use of this modification (starting with 1987 crop) resulted in higher estimates of free gossypol than in previous years.

Free gossypol is expressed as a percentage of the mass of the kernel.

High Volume Instrument. An instrument system used to measure length, strength, micronaire, and color of cotton fibers.

Lint percent. The mass of lint ginned from a sample of seed cotton, expressed as a percentage of the mass of seed cotton.

Lint yield. The mean production of the plots harvested, expressed in pounds of lint per acre and reported as estimated by each participant.

Micronaire. The fineness of the sample taken from the ginned lint, measured by a Fibronaire and expressed in standard (curvilinear scale) micronaire units.

Nitrogen. The nitrogen in fuzzy seeds as determined by AOCS Method Ba 4-38; expressed as a percentage of the mass of fuzzy seeds. The percentage of nitrogen multiplied by 6.25 is an approximation of the percentage of protein.

Oil. The oil in fuzzy seeds as determined by AOCS Method Aa 4-38; expressed as a percentage of the mass of the fuzzy seeds.

Seed index. The mass of 100 fuzzy seeds, in grams.

Seed Yield/Acre. The yield in pounds of seed per acre for each plot was calculated and reported.

(Reporting started with the 1994 tests.) The calculation used is:

$$(\text{LINT YIELD/ACRE}) \times ((100 - \text{LINT}\%) / \text{LINT}\%)$$

SL-HVI AMS (Calibrated to USDA SL-HVI Standard). The SL-HVI is a High Volume Instrument system, manufactured by Spinlab, Inc. of Knoxville, Tennessee, used to measure length, strength, micronaire, and color of cotton fibers. The measurements were made on a Spinlab 900 High Volume Fiber Test System, by the USDA-AMS Quality Control Section at Memphis, Tennessee. The instrument was calibrated using the USDA Spinlab HVI Standard Cotton.

2.5 S.L. See Digital Fibrograph for definition

Uniformity Ratio (UR). Ratio of 50% S.L. to 2.5% S.L.

Elongation (E). Elongation at point of break in strength determination.

Strength. Is the fiber strength of a bundle of fibers measured with the two jaws holding the fiber bundle separated by one-eighth inch, expressed in grams force per tex. In previous reports, this measurement was called Tenacity. Since the physical nature of this measurement is under investigation, use of the more

general term seems appropriate.

Micronaire. The fineness of the sample taken from the ginned lint, measured by a Fibronaire-type instrument and expressed in standard (curvilinear scale) micronaire units.

Colorimeter

Rd. Is the percentage of the reflectance; the higher the value, the lighter the cotton.

Hunter's b value. Is a measure of increasing yellowness of the cotton.

Stelometer. An instrument for measuring fiber strength. T1 is the fiber strength of a bundle of fibers measured on the Stelometer with two jaws holding the fiber bundle separated by one-eighth inch spacer, expressed in millinewtons (mN) per tex. E1 is the percentage elongation at break of the center one-eighth inch of the fiber bundle measured for T1 strength on the Stelometer.

Tex. The linear density of fibers, filaments, and yarns expressed as the mass, in milligrams, of 1 meter of the fiber filaments or yarn.

Waste. The difference in mass, expressed as a percentage of the fed stock and delivered stock.

Picker and card waste is the loss in mass during opening, picking and carding. Comber waste is the loss in mass during combing.

Yarn appearance index. The relative evenness, smoothness and freedom from foreign material of the yarn as evaluated by visual comparison of the yarn with the standards adopted by the American Society for Testing and Materials. Higher numbers indicate more even and smooth yarns with less foreign material.

Yarn tenacity. In the Regional test the standard skein strength of the yarn in millinewtons per tex (mN/tex) is estimated from miniature skeins. The data is adjusted to standard skein basis and corrected to 27 tex. The Pima Combed strength of 11.8 and 7.4 tex yarns in millinewtons per tex (mN/tex) is determined on standard skeins.

Reporting Variations

California Test Results:

National Standards only were planted and reported at the Shafter location for 2005.

Pima Region Test Results:

Only one location within the Pima Region reported results for the 2005 test.

Cotton varieties tested in the 2005 National Cotton Variety Tests:

2005 WAS THE FIRST YEAR OF AN ADDITIONAL NATIONAL STANDARD.
IN PREVIOUS YEARS THERE WERE FOUR NATIONAL STANDARDS.

VARIETY CODE	VARIETY NAME	INCLUDED IN REGIONAL TEST
1128	ACALA 1517-99	WESTERN
1274	AFD 3511RR	PLAINS
1212	ALL TEX ATLAS	PLAINS
1212	ALL TEX ATLAS RR	PLAINS
1276	ALL-TEX EXCESS RR	PLAINS
1285	AR 9304-17-04	HIGH QUALITY
1284	AR 9304-39-15	HIGH QUALITY
1283	AR 9314-24-16	HIGH QUALITY
1275	BCG 24R	PLAINS
1300	COBALT	PIMA
1272	DP 340	PIMA
1292	DP 393	EASTERN, DELTA
1293	DP 434R	EASTERN
1241	DP 444 BR	EASTERN, HIGH QUALITY
1269	DP 444BG/RR	DELTA
1254	DP 488BR	HIGH QUALITY
1224	DP 555 R/R	NATIONAL STANDARD; ALL REGIONS PLUS
CALIFORNIA; EXCLUDE PIMA		
1282	DPL 445BR	HIGH QUALITY
1281	DPL 455BR	EASTERN, HIGH QUALITY
1201	DPL 491	BLACKLANDS, CENTRAL, HIGH QUALITY
1182	DPL 744	PIMA
1169	FIBERMAX 958	PLAINS
1268	FM 5044RR	DELTA, PLAINS
1258	FM 800BR	HIGH QUALITY
1296	FM 832LL	BLACKLANDS, CENTRAL
1287	FM 958LL	DELTA, EASTERN, HIGH QUALITY
1255	FM 960B2R	NATIONAL STANDARD; ALL REGIONS PLUS
CALIFORNIA; EXCLUDE PIMA		
1256	FM 960BR	EASTERN, HIGH QUALITY
1277	FM 989RR	WESTERN
1225	GA 98028	EASTERN
1286	JAJO 1145	HIGH QUALITY
1278	NM 03K1028	WESTERN
1279	NM 03K1155	WESTERN
1280	NM 03S1065	WESTERN
1288	NM N1155	HIGH QUALITY
1135	PAYMASTER 2326 RR	PLAINS
1294	PHY 480WR	EASTERN

1273	PHY 800	PIMA
1166	PHYTOGEN 72	NATIONAL STANDARD; ALL REGIONS PLUS
CALIFORNIA; EXCLUDE PIMA		
615	PIMA S-7	PIMA
1214	PM 2167 RR	NATIONAL STANDARD; ALL REGIONS PLUS
CALIFORNIA; EXCLUDE PIMA AND HIGH QUALITY		
1215	PM 2266 RR	PLAINS
1251	ST 5599BR	BLACKLANDS, CENTRAL, EASTERN, HIGH QUALITY
1289	STV 4574BR	HIGH QUALITY
1196	STV 4892 BR	NATIONAL STANDARD; ALL REGIONS PLUS
CALIFORNIA; EXCLUDE PIMA		
1295	STV 5242BR	DELTA, EASTERN
1290	STV 6636BR	HIGH QUALITY
1266	STV NG 2448R	PLAINS
1291	TAM 98D-102	HIGH QUALITY
1297	TAMCOT 22	BLACKLANDS, CENTRAL, HIGH QUALITY



2005 REGIONAL SHORT SEASON TEST RESULTS

DELTA RESEARCH AND EXTENSION CENTER

DR. J. CREECH

At the request of Dr. Creech, please access the 2005 Regional Short Season Test Results through the Delta Research and Extension Center Home Page.

[2005 REGIONAL SHORT SEASON TEST](#)

2005 BUDWORM/BOLLWORM TEST RESULTS

Currently, no link or data is available for the Budworm/Bollworm Test Results.



***Thank you for your interest in the ongoing work of the
National Cotton Variety Test Program.***



Questions or comments to: ekeene@ars.usda.gov

United States Department of Agriculture

**Agricultural Research Service
Mid-South Area
Crop Genetics and Production Research Unit
National Cotton Variety Test Program
P O Box 345
Stoneville, MS 38776
(662) 686-5241
Fax (662) 686-5218**



Other links:

[Crop Genetics and Production Research Unit Home Page](#)

[Jamie Whitten Delta States Research Center](#)

[University of Arkansas Cotton Data](#)

[Delta Research and Extension Center, Stoneville, MS](#)

[University of Georgia Cotton Data](#)

**All Internet Versions of the NCVT Publications are accessible through
either the Jamie Whitten Delta States Research Center or the
Crop Genetics and Production Research Unit sites**



2005 National Cotton Variety Test



Crop Genetics & Production Research Unit
P O Box 345
Stoneville, MS 38776

(662) 686-5377 (662-686-3080)
(662) 686-5398 (fax)

National Cotton Variety Tests, 2005
Yield, Boll, Seed, Spinning and Data

2005 BLACKLANDS REGIONAL COTTON VARIETY TEST

BLACKLAND REGION

VARIETIES COMBINING LOCATIONS

VARIETY CODE	VARIETY NAME	LINT YIELD (lb/acre)	BOLL SIZE (g/boll)	LINT PERCENT	SEED INDEX	YARN TENACITY (mN/TEX)	DIGITAL 2.5% S.L. (inches)	FIBROGRAPH 50% S.L. (inches)	STELOMETER T1 (mN/tex)	E1 (%)
1201	DPL 491	480	3.97	43.5	8.4	123	1.11	0.54	203	5.4
1297	TAMCOT 22	410	3.96	42.0	9.1	116	1.09	0.55	191	6.5
1224	DP 555 R/R	382	3.40	42.8	8.1	113	1.08	0.53	183	4.5
1214	PM 2167 RR	379	3.86	44.0	10.2	126	0.99	0.53	186	5.5
1251	ST 5599BR	374	4.68	41.5	10.0	121	1.07	0.54	192	4.5
1196	STV 4892 BR	347	3.93	42.0	9.0	121	1.09	0.57	183	5.8
1166	PHYTOGEN 72	275	3.92	38.5	9.9	152	1.18	0.61	236	6.7
1296	FM 832LL	256	3.34	41.0	9.6	130	1.09	0.57	195	6.5
1255	FM 960B2R	215	3.76	36.8	8.4	129	1.13	0.55	206	4.3
.	LSD	278	1.01	5.2	2.0	19	0.06	0.03	31	1.0

MICRO- SL-HVI Starlab (Calibrated to USDA SL-HVI Std.)
2.5% UNIFO- STRE- COLORIMETER MICRO- SEED NITR

VARIETY CODE	VARIETY NAME	NAIRE (reading)	S.L. (in.)	MITY (%)	NGTH (g/tex)	E	Rd	HUNTER'S b	NAIRE (Reading)	YIELD (lb/ac)	OIL (%)	OGEN (%)
1201	DPL 491	5.05	1.10	80.8	27.5	8.1	65.8	8.3	4.93	601	17.19	3.58
1297	TAMCOT 22	4.50	1.08	81.0	25.3	8.2	69.3	8.3	4.48	556	19.95	3.75
1224	DP 555 R/R	4.88	1.08	80.2	25.3	7.5	66.0	7.9	4.88	512	15.75	4.08
1214	PM 2167 RR	4.95	1.00	80.2	26.3	8.8	68.0	8.3	4.90	491	21.04	3.79
1251	ST 5599BR	5.13	1.08	80.9	26.3	8.2	67.5	8.0	5.08	533	21.06	3.84
1196	STV 4892 BR	5.20	1.08	81.5	27.5	8.7	64.5	8.0	5.23	470	18.11	3.71
1166	PHYTOGEN 72	4.58	1.15	82.4	33.3	9.0	67.8	8.7	4.48	431	18.54	3.97
1296	FM 832LL	5.00	1.08	82.1	29.0	9.3	62.8	8.0	5.03	369	20.16	3.82
1255	FM 960B2R	4.60	1.15	82.4	28.3	7.4	68.5	7.7	4.48	433	19.08	3.79
.	LSD	0.54	0.05	1.8	3.3	0.7	3.0	0.9	0.61	293	1.71	0.32

VARIETY CODE	VARIETY NAME	---GOSSYPOL LEVELS---			-----AREALOMETER DATA-----						
		PLUS (+)	MINUS (-)	TOTAL (%)	A ---(mm2/mm3)---	D	I	M (%)	p (microns)	w (mg/in)	t (microns)
1201	DPL 491	0.62	0.50	1.11
1297	TAMCOT 22	0.66	0.42	1.08
1224	DP 555 R/R	0.51	0.32	0.82	422	16.5	1.46	95	43.83	4.08	3.1
1214	PM 2167 RR	0.60	0.34	0.93	400	23.8	1.63	88	51.35	4.98	3.1
1251	ST 5599BR	0.74	0.38	1.12
1196	STV 4892 BR	0.70	0.43	1.13	388	20.9	1.57	91	50.75	5.09	3.3
1166	PHYTOGEN 72	0.50	0.33	0.83	421	18.1	1.51	93	44.92	4.13	3.0
1296	FM 832LL	0.71	0.41	1.11
1255	FM 960B2R	0.49	0.31	0.80	422	22.4	1.60	89	47.42	4.36	3.0
.	LSD	0.11	0.07	0.18	56.3	11.6	0.26	9	8.23	1.05	0.5

INDIVIDUAL COMPONENT DATA

BOLL SIZE, GRAM PER BOLL		LINT PERCENT		SEED INDEX	
ST 5599BR	4.68	PM 2167 RR	44.0	PM 2167 RR	10.2
DPL 491	3.97	DPL 491	43.5	ST 5599BR	10.0
TAMCOT 22	3.96	DP 555 R/R	42.8	PHYTOGEN 72	9.9
STV 4892 BR	3.93	TAMCOT 22	42.0	FM 832LL	9.6
PHYTOGEN 72	3.92	STV 4892 BR	42.0	TAMCOT 22	9.1

PM 2167 RR	3.86	ST 5599BR	41.5	STV 4892 BR	9.0
FM 960B2R	3.76	FM 832LL	41.0	FM 960B2R	8.4
DP 555 R/R	3.40	PHYTOGEN 72	38.5	DPL 491	8.4
FM 832LL	3.34	FM 960B2R	36.8	DP 555 R/R	8.1
LSD	1.01	LSD	5.2	LSD	2.0

2.5% S.L. (INCHES)

PHYTOGEN 72	1.15
FM 960B2R	1.15
DPL 491	1.10
ST 5599BR	1.08
FM 832LL	1.08
TAMCOT 22	1.08
STV 4892 BR	1.08
DP 555 R/R	1.08
PM 2167 RR	1.00
LSD	0.05

UR (PERCENT)

PHYTOGEN 72	82.4
FM 960B2R	82.4
FM 832LL	82.1
STV 4892 BR	81.5
TAMCOT 22	81.0
ST 5599BR	80.9
DPL 491	80.8
DP 555 R/R	80.2
PM 2167 RR	80.2
LSD	1.8

STRENGTH (G/TEX)

PHYTOGEN 72	33.3
FM 832LL	29.0
FM 960B2R	28.3
STV 4892 BR	27.5
DPL 491	27.5
ST 5599BR	26.3
PM 2167 RR	26.3
TAMCOT 22	25.3
DP 555 R/R	25.3
LSD	3.3

E

FM 832LL	9.3
PHYTOGEN 72	9.0
PM 2167 RR	8.8
STV 4892 BR	8.7
TAMCOT 22	8.2
ST 5599BR	8.2
DPL 491	8.1
DP 555 R/R	7.5
FM 960B2R	7.4
LSD	0.7

MICRONAIRE (SL-HVI)

STV 4892 BR	5.23
ST 5599BR	5.08
FM 832LL	5.03
DPL 491	4.93
PM 2167 RR	4.90
DP 555 R/R	4.88
TAMCOT 22	4.48
PHYTOGEN 72	4.48
FM 960B2R	4.48
LSD	0.61

COLORIMETER - Rd

TAMCOT 22	69.3
FM 960B2R	68.5
PM 2167 RR	68.0
PHYTOGEN 72	67.8
ST 5599BR	67.5
DP 555 R/R	66.0
DPL 491	65.8
STV 4892 BR	64.5
FM 832LL	62.8
LSD	3.0

COLORIMETER - b

PHYTOGEN 72	8.7
PM 2167 RR	8.3
DPL 491	8.3
TAMCOT 22	8.3

MICRONAIRE

STV 4892 BR	5.20
ST 5599BR	5.13
DPL 491	5.05
FM 832LL	5.00

STELOMETER - E1

PHYTOGEN 72	6.7
FM 832LL	6.5
TAMCOT 22	6.5
STV 4892 BR	5.8

STV 4892 BR	8.0
FM 832LL	8.0
ST 5599BR	8.0
DP 555 R/R	7.9
FM 960B2R	7.7
LSD	0.9

PM 2167 RR	4.95
DP 555 R/R	4.88
FM 960B2R	4.60
PHYTOGEN 72	4.58
TAMCOT 22	4.50
LSD	0.54

PM 2167 RR	5.5
DPL 491	5.4
ST 5599BR	4.5
DP 555 R/R	4.5
FM 960B2R	4.3
LSD	1.0

 STELOMETER - T1

PHYTOGEN 72	236
FM 960B2R	206
DPL 491	203
FM 832LL	195
ST 5599BR	192
TAMCOT 22	191
PM 2167 RR	186
STV 4892 BR	183
DP 555 R/R	183
LSD	31

 FIBROGRAPH--50% S.L.

PHYTOGEN 72	0.61
FM 832LL	0.57
STV 4892 BR	0.57
FM 960B2R	0.55
TAMCOT 22	0.55
DPL 491	0.54
ST 5599BR	0.54
DP 555 R/R	0.53
PM 2167 RR	0.53
LSD	0.03

 FIBROGRAPH--2.5% S.L.

PHYTOGEN 72	1.18
FM 960B2R	1.13
DPL 491	1.11
TAMCOT 22	1.09
STV 4892 BR	1.09
FM 832LL	1.09
DP 555 R/R	1.08
ST 5599BR	1.07
PM 2167 RR	0.99
LSD	0.06

 YARN TENACITY

PHYTOGEN 72	152
FM 832LL	130
FM 960B2R	129
PM 2167 RR	126
DPL 491	123
ST 5599BR	121
STV 4892 BR	121
TAMCOT 22	116
DP 555 R/R	113
LSD	19

 AREALOMETER - A (mm²/mm³)

FM 960B2R	422
DP 555 R/R	422
PHYTOGEN 72	421
PM 2167 RR	400
STV 4892 BR	388
FM 832LL	.
DPL 491	.
ST 5599BR	.
TAMCOT 22	.
LSD	56.3

 AREALOMETER - D (mm²/mm³)

PM 2167 RR	23.8
FM 960B2R	22.4
STV 4892 BR	20.9
PHYTOGEN 72	18.1
DP 555 R/R	16.5
FM 832LL	.
DPL 491	.
ST 5599BR	.
TAMCOT 22	.
LSD	11.6

 AREALOMETER - I

PM 2167 RR	1.63
------------	------

 AREALOMETER - M (PERCENT)

DP 555 R/R	95
------------	----

 AREALOMETER - p (Microns)

PM 2167 RR	51.35
------------	-------

FM 960B2R	1.60
STV 4892 BR	1.57
PHYTOGEN 72	1.51
DP 555 R/R	1.46
FM 832LL	.
DPL 491	.
ST 5599BR	.
TAMCOT 22	.
LSD	0.26

PHYTOGEN 72	93
STV 4892 BR	91
FM 960B2R	89
PM 2167 RR	88
FM 832LL	.
DPL 491	.
ST 5599BR	.
TAMCOT 22	.
LSD	9

STV 4892 BR	50.75
FM 960B2R	47.42
PHYTOGEN 72	44.92
DP 555 R/R	43.83
FM 832LL	.
DPL 491	.
ST 5599BR	.
TAMCOT 22	.
LSD	8.23

AREALOMETER - w (MG/INCH)

STV 4892 BR	5.09
PM 2167 RR	4.98
FM 960B2R	4.36
PHYTOGEN 72	4.13
DP 555 R/R	4.08
FM 832LL	.
DPL 491	.
ST 5599BR	.
TAMCOT 22	.
LSD	1.05

AREALOMETER - t (MICRONS)

STV 4892 BR	3.3
PM 2167 RR	3.1
DP 555 R/R	3.1
FM 960B2R	3.0
PHYTOGEN 72	3.0
FM 832LL	.
DPL 491	.
ST 5599BR	.
TAMCOT 22	.
LSD	0.5

SEED YIELD (LB/ACRE)

DPL 491	601
TAMCOT 22	556
ST 5599BR	533
DP 555 R/R	512
PM 2167 RR	491
STV 4892 BR	470
FM 960B2R	433
PHYTOGEN 72	431
FM 832LL	369
LSD	293

OIL (PERCENT)

ST 5599BR	21.06
PM 2167 RR	21.04
FM 832LL	20.16
TAMCOT 22	19.95
FM 960B2R	19.08
PHYTOGEN 72	18.54
STV 4892 BR	18.11
DPL 491	17.19
DP 555 R/R	15.75
LSD	1.71

NITROGEN (PERCENT)

DP 555 R/R	4.08
PHYTOGEN 72	3.97
ST 5599BR	3.84
FM 832LL	3.82
PM 2167 RR	3.79
FM 960B2R	3.79
TAMCOT 22	3.75
STV 4892 BR	3.71
DPL 491	3.58
LSD	0.32

PLUS GOSSYPOL

ST 5599BR	0.74
FM 832LL	0.71
STV 4892 BR	0.70
TAMCOT 22	0.66
DPL 491	0.62
PM 2167 RR	0.60
DP 555 R/R	0.51
PHYTOGEN 72	0.50
FM 960B2R	0.49
LSD	0.11

MINUS GOSSYPOL		TOTAL GOSSYPOL (PERCENT)	
DPL 491	0.50	STV 4892 BR	1.13
STV 4892 BR	0.43	ST 5599BR	1.12
TAMCOT 22	0.42	DPL 491	1.11
FM 832LL	0.41	FM 832LL	1.11
ST 5599BR	0.38	TAMCOT 22	1.08
PM 2167 RR	0.34	PM 2167 RR	0.93
PHYTOGEN 72	0.33	PHYTOGEN 72	0.83
DP 555 R/R	0.32	DP 555 R/R	0.82
FM 960B2R	0.31	FM 960B2R	0.80
LSD	0.07	LSD	0.18

LOCATIONS COMBINING VARIETIES

LOCATION	LINT	BOLL	LINT	SEED	YARN	DIGITAL FIBROGRAPH		STELOMETER	
	YIELD	SIZE			TENACITY	2.5% S.L.	50% S.L.	T1	E1
	(lb/acre)	(g/boll)	PERCENT	INDEX	(mN/TEX)	(inches)	(inches)	(mN/tex)	(%)
THRALL, TX	581	4.00	41.7	9.4	130	1.13	0.58	204	5.6
DALLAS, TX	112	3.73	40.9	8.9	121	1.06	0.53	190	5.4

LOCATION	MICRO-NAIRE	SL-HVI Starlab (Calibrated to USDA SL-HVI Std.)				SEED YIELD	OIL	NITROGEN			
		2.5% S.L.	UNIFORMITY	STRENGTH	COLORIMETER HUNTER'S						
	(reading)	(in.)	(%)	(g/tex)	E	Rd	b (Reading)	(lb/ac)	(%)	(%)	
THRALL, TX	5.08	1.11	82.2	28.4	8.6	65.9	7.1	5.05	817	19.58	3.93
DALLAS, TX	4.67	1.07	80.4	26.8	8.1	67.4	9.1	4.61	160	18.39	3.69

LOCATION	---GOSSYPOL LEVELS---			-----AREALOMETER DATA-----						
	PLUS (+)	MINUS (-)	TOTAL (%)	A	D	M	p	w	t	
				---(mm2/mm3)---		I	(%)	(microns)	(mg/in)	(microns)
THRALL, TX	0.66	0.43	1.09	400	16.8	1.47	94	46.50	4.55	3.2
DALLAS, TX	0.57	0.33	0.90	421	23.9	1.63	88	48.80	4.50	2.9

INDIVIDUAL LOCATION DATA

LOCATION=DALLAS, TX

VARIETY CODE	VARIETY NAME	LINT	BOLL	LINT PERCENT	SEED INDEX	YARN	DIGITAL FIBROGRAPH		STELOMETER	
		YIELD (lb/acre)	SIZE (g/boll)			TENACITY (mN/TEX)	2.5% S.L. (inches)	50% S.L. (inches)	T1 (mN/tex)	E1 (%)
1251	ST 5599BR	175	4.12	42.0	9.5	112	1.02	0.51	167	4.1
1214	PM 2167 RR	160	4.37	40.0	9.3	124	0.97	0.51	190	5.5
1196	STV 4892 BR	139	3.84	41.5	8.0	119	1.04	0.53	182	5.4
1224	DP 555 R/R	118	3.36	43.0	7.6	95	1.05	0.50	170	4.2
1297	TAMCOT 22	103	3.96	41.5	8.8	115	1.06	0.54	188	6.9
1296	FM 832LL	96	3.06	41.0	9.1	129	1.05	0.54	183	6.3
1166	PHYTOGEN 72	88	3.48	38.0	9.7	152	1.16	0.60	238	6.7
1255	FM 960B2R	68	3.48	39.0	9.4	121	1.07	0.52	195	4.5
1201	DPL 491	61	3.94	42.5	8.7	122	1.09	0.52	199	5.2
.	LSD	138	1.15	2.9	0.9	14	0.09	0.05	17	0.9

VARIETY CODE	VARIETY NAME	MICRO- NAIRE (reading)	SL-HVI Starlab (Calibrated to USDA SL-HVI Std.)		STRE- NGTH (g/tex)	E	COLORIMETER HUNTER'S		MICRO- NAIRE (Reading)	SEED YIELD (lb/ac)	OIL (%)	NITR OGEN (%)
			2.5% S.L. (in.)	UNIFO- MITY (%)			Rd	b				
1251	ST 5599BR	4.95	1.05	79.4	23.5	8.0	69.5	9.2	4.95	242	19.87	3.81
1214	PM 2167 RR	5.05	1.00	80.0	26.5	8.9	68.5	9.1	5.10	240	21.36	3.74
1196	STV 4892 BR	4.75	1.05	80.4	26.0	8.2	65.0	9.5	4.90	190	17.25	3.62
1224	DP 555 R/R	4.55	1.05	79.9	24.0	6.8	67.0	9.1	4.55	155	15.31	3.75
1297	TAMCOT 22	4.15	1.05	79.9	25.5	8.1	70.0	8.8	4.15	145	19.06	3.70
1296	FM 832LL	4.90	1.05	80.7	28.0	9.1	64.5	9.2	4.75	138	19.02	3.77
1166	PHYTOGEN 72	4.50	1.15	82.1	33.5	9.0	66.5	9.4	4.35	139	18.55	3.76
1255	FM 960B2R	4.35	1.10	80.8	27.0	7.3	69.0	8.8	4.05	104	18.77	3.62
1201	DPL 491	4.80	1.10	80.1	27.0	7.7	66.5	9.1	4.65	82	16.33	3.48
.	LSD	0.34	0.13	1.7	3.3	0.6	4.7	1.5	0.42	188	1.38	0.35

VARIETY CODE	VARIETY NAME	---GOSSYPOL LEVELS---			-----AREALOMETER DATA-----						
		PLUS (+)	MINUS (-)	TOTAL (%)	A ---(mm2/mm3)---	D	I	M (%)	p (microns)	w (mg/in)	t (microns)
1251	ST 5599BR	0.68	0.32	0.99
1214	PM 2167 RR	0.62	0.30	0.92	395	23.5	1.63	88	51.78	5.07	3.2
1196	STV 4892 BR	0.64	0.38	1.01	415	25.5	1.67	87	50.48	4.71	3.0
1224	DP 555 R/R	0.44	0.26	0.70	419	23.3	1.63	89	48.62	4.49	3.0
1297	TAMCOT 22	0.58	0.34	0.92
1296	FM 832LL	0.66	0.36	1.02
1166	PHYTOGEN 72	0.50	0.31	0.81	431	19.3	1.54	92	44.75	4.02	2.9
1255	FM 960B2R	0.47	0.30	0.76	444	27.8	1.72	85	48.40	4.22	2.8
1201	DPL 491	0.55	0.42	0.96
.	LSD	0.08	0.08	0.12	36.4	12.1	0.25	9	4.01	0.38	0.3

INDIVIDUAL LOCATION DATA

LOCATION=THRALL, TX

VARIETY CODE	VARIETY NAME	LINT	BOLL	LINT PERCENT	SEED INDEX	YARN	DIGITAL FIBROGRAPH		STELOMETER	
		YIELD (lb/acre)	SIZE (g/boll)			TENACITY (mN/TEX)	2.5% S.L. (inches)	50% S.L. (inches)	T1 (mN/tex)	E1 (%)
1201	DPL 491	899	4.01	44.5	8.0	124	1.14	0.57	207	5.6
1297	TAMCOT 22	716	3.96	42.5	9.5	118	1.13	0.57	193	6.0
1224	DP 555 R/R	646	3.44	42.5	8.5	131	1.11	0.56	196	4.9
1214	PM 2167 RR	598	3.35	48.0	11.0	129	1.00	0.54	182	5.6
1251	ST 5599BR	572	5.24	41.0	10.5	131	1.13	0.57	218	5.0
1196	STV 4892 BR	556	4.02	42.5	10.0	123	1.14	0.60	184	6.2
1166	PHYTOGEN 72	462	4.36	39.0	10.0	152	1.19	0.61	234	6.7
1296	FM 832LL	417	3.61	41.0	10.0	132	1.12	0.60	208	6.8
1255	FM 960B2R	362	4.04	34.5	7.5	138	1.20	0.59	218	4.2
.	LSD	331	0.89	12.1	.	8	0.03	0.06	7	1.1

SL-HVI Starlab (Calibrated to USDA SL-HVI Std.)

VARIETY CODE	VARIETY NAME	MICRO-	2.5%	UNIFO-	STRE-	E	COLORIMETER	MICRO-	SEED	OIL	NITR	
		NAIRE (reading)	S.L. (in.)	MITY (%)	NGTH (g/tex)		HUNTER'S Rd	NAIRE (Reading)	YIELD (lb/ac)		OGEN (%)	
1201	DPL 491	5.30	1.10	81.5	28.0	8.4	65.0	7.5	5.20	1119	18.06	3.69


1297	TAMCOT 22	4.85	1.10	82.2	25.0	8.4	68.5	7.7	4.80	967	20.84	3.80
1224	DP 555 R/R	5.20	1.10	80.6	26.5	8.1	65.0	6.7	5.20	869	16.19	4.41
1214	PM 2167 RR	4.85	1.00	80.4	26.0	8.8	67.5	7.5	4.70	742	20.73	3.85
1251	ST 5599BR	5.30	1.10	82.5	29.0	8.3	65.5	6.8	5.20	823	22.26	3.86
1196	STV 4892 BR	5.65	1.10	82.7	29.0	9.1	64.0	6.6	5.55	751	18.97	3.80
1166	PHYTOGEN 72	4.65	1.15	82.8	33.0	9.1	69.0	7.9	4.60	723	18.52	4.18
1296	FM 832LL	5.10	1.10	83.6	30.0	9.5	61.0	6.9	5.30	600	21.29	3.88
1255	FM 960B2R	4.85	1.20	84.0	29.5	7.5	68.0	6.6	4.90	761	19.40	3.96
.	LSD	0.51	0.05	1.4	2.5	0.7	2.6	0.7	0.57	663	0.66	0.36

VARIETY CODE	VARIETY NAME	---GOSSYPOL LEVELS---			-----AREALOMETER DATA-----							
		PLUS (+)	MINUS (-)	TOTAL (%)	A ---(mm2/mm3)---	D	I	M (%)	p (microns)	w (mg/in)	t (microns)	
NITR		PLUS	MINUS	TOTAL								
1201	DPL 491	0.69	0.58	1.27
1297	TAMCOT 22	0.75	0.49	1.24
1224	DP 555 R/R	0.58	0.38	0.95	425	9.8	1.30	101	39.03	3.67	3.3	
1214	PM 2167 RR	0.58	0.37	0.95	405	24.0	1.64	88	50.92	4.88	3.1	
1251	ST 5599BR	0.81	0.44	1.25
1196	STV 4892 BR	0.76	0.49	1.25	361	16.3	1.47	95	51.02	5.48	3.6	
1166	PHYTOGEN 72	0.50	0.35	0.85	412	17.0	1.48	94	45.09	4.23	3.1	
1296	FM 832LL	0.75	0.45	1.20
1255	FM 960B2R	0.51	0.33	0.83	400	17.0	1.48	94	46.43	4.50	3.3	
.	LSD	0.09	0.09	0.08	101	10.6	0.24	9	10.02	1.71	0.8	

[RETURN TO 2005 NCVT COVER PAGE](#)



***Thank you for your interest in the ongoing work of the
National Cotton Variety Test Program.***

 Questions or comments to: ekeene@ars.usda.gov

United States Department of Agriculture

**Agricultural Research Service
Mid-South Area
Crop Genetics and Production Research Unit
National Cotton Variety Test Program
P O Box 345
Stoneville, MS 38776
(662) 686-5241
Fax (662) 686-5218**



Other links:

[Crop Genetics and Production Research Unit Home Page](#)

[Jamie Whitten Delta States Research Center](#)

**All Internet Versions of the NCVT Publications are accessible through
either the Jamie Whitten Delta States Research Center or the
Crop Genetics and Production Research Unit sites**



2005 National Cotton Variety Test



Crop Genetics & Production Research Unit
P O Box 345
Stoneville, MS 38776

(662) 686-5377 (662) 686-3080
(662) 686-5398 (fax)

National Cotton Variety Tests, 2005
Yield, Boll, Seed, Spinning and Data

2005 CALIFORNIA COTTON VARIETY TEST

CALIFORNIA

VARIETIES COMBINING LOCATIONS

VARIETY CODE	VARIETY NAME	LINT YIELD (lb/acre)	BOLL SIZE (g/boll)	LINT PERCENT	SEED INDEX	YARN TENACITY (mN/TEX)	DIGITAL FIBROGRAPH 2.5% S.L. (inches)	DIGITAL FIBROGRAPH 50% S.L. (inches)	STELOMETER T1 (mN/tex)	STELOMETER E1 (%)
1224	DP 555 R/R	1277	4.90	41.1	4.7	120	1.14	0.54	201	5.7
1166	PHYTOGEN 72	990	5.10	37.4	5.8	144	1.25	0.60	257	7.7
1196	STV 4892 BR	959	5.45	39.5	5.8	124	1.15	0.57	207	6.8
1255	FM 960B2R	902	5.70	38.5	6.2	140	1.21	0.58	236	4.5
1214	PM 2167 RR	575	5.10	37.1	5.5	122	1.07	0.55	213	6.4

SL-HVI Starlab (Calibrated to USDA SL-HVI Std.)

VARIETY CODE	VARIETY NAME	MICRO- NAIRE (reading)	2.5% S.L. (in.)	UNIFO- MITY (%)	STRE- NGTH (g/tex)	E	COLORIMETER HUNTER'S Rd	b	MICRO- NAIRE (Reading)	SEED YIELD (lb/ac)	OIL (%)	NITR OGEN (%)
1224	DP 555 R/R	4.25	1.10	80.5	29.0	7.6	74.5	7.1	4.50	1828	16.03	3.77
1166	PHYTOGEN 72	4.60	1.20	84.4	35.0	8.9	71.5	8.7	4.80	1656	20.22	3.89
1196	STV 4892 BR	4.70	1.10	82.0	29.5	8.6	74.0	8.7	4.90	1472	18.59	3.57
1255	FM 960B2R	4.45	1.20	82.5	32.0	7.6	73.5	8.0	4.80	1444	21.14	3.54
1214	PM 2167 RR	4.80	1.10	80.8	30.0	9.0	72.0	8.3	5.10	976	20.75	4.06

---GOSSYPOL LEVELS---

-----AREALOMETER DATA-----

VARIETY CODE	VARIETY NAME	PLUS (+)	MINUS (-)	TOTAL (%)	A ---(mm2/mm3)---	D	I	M (%)	p (microns)	w (mg/in)	t (microns)
1224	DP 555 R/R	0.60	0.39	0.98	440	32.3	1.81	82	51.53	4.53	2.8
1166	PHYTOGEN 72	0.55	0.40	0.95	411	16.0	1.45	95	44.32	4.17	3.2
1196	STV 4892 BR	0.92	0.61	1.54	409	28.0	1.72	85	52.84	5.00	3.0
1255	FM 960B2R	0.60	0.45	1.05	401	25.8	1.68	87	52.45	5.06	3.1
1214	PM 2167 RR	0.70	0.36	1.06	395	29.0	1.74	84	55.36	5.42	3.1

INDIVIDUAL COMPONENT DATA

BOLL SIZE, GRAM PER BOLL		LINT PERCENT		SEED INDEX	
FM 960B2R	5.70	DP 555 R/R	41.1	FM 960B2R	6.2
STV 4892 BR	5.45	STV 4892 BR	39.5	STV 4892 BR	5.8
PHYTOGEN 72	5.10	FM 960B2R	38.5	PHYTOGEN 72	5.8
PM 2167 RR	5.10	PHYTOGEN 72	37.4	PM 2167 RR	5.5
DP 555 R/R	4.90	PM 2167 RR	37.1	DP 555 R/R	4.7

2.5% S.L. (INCHES)	
FM 960B2R	1.20
PHYTOGEN 72	1.20
STV 4892 BR	1.10
PM 2167 RR	1.10
DP 555 R/R	1.10

UR (PERCENT)	
PHYTOGEN 72	84.4
FM 960B2R	82.5
STV 4892 BR	82.0
PM 2167 RR	80.8
DP 555 R/R	80.5

STRENGTH (G/TEX)	
PHYTOGEN 72	35.0
FM 960B2R	32.0
PM 2167 RR	30.0
STV 4892 BR	29.5
DP 555 R/R	29.0

E	
PM 2167 RR	9.0
PHYTOGEN 72	8.9
STV 4892 BR	8.6
DP 555 R/R	7.6
FM 960B2R	7.6

MICRONAIRE (SL-HVI)	
PM 2167 RR	5.10
STV 4892 BR	4.90
PHYTOGEN 72	4.80
FM 960B2R	4.80
DP 555 R/R	4.50

COLORIMETER - Rd	
DP 555 R/R	74.5
STV 4892 BR	74.0
FM 960B2R	73.5
PM 2167 RR	72.0
PHYTOGEN 72	71.5

COLORIMETER - b	
STV 4892 BR	8.7
PHYTOGEN 72	8.7
PM 2167 RR	8.3
FM 960B2R	8.0
DP 555 R/R	7.1

MICRONAIRE	
PM 2167 RR	4.80
STV 4892 BR	4.70
PHYTOGEN 72	4.60
FM 960B2R	4.45
DP 555 R/R	4.25

STELOMETER - E1	
PHYTOGEN 72	7.7
STV 4892 BR	6.8
PM 2167 RR	6.4
DP 555 R/R	5.7
FM 960B2R	4.5

STELOMETER - T1	
PHYTOGEN 72	257
FM 960B2R	236
PM 2167 RR	213
STV 4892 BR	207

FIBROGRAPH--50% S.L.	
PHYTOGEN 72	0.60
FM 960B2R	0.58
STV 4892 BR	0.57
PM 2167 RR	0.55

FIBROGRAPH--2.5% S.L.	
PHYTOGEN 72	1.25
FM 960B2R	1.21
STV 4892 BR	1.15
DP 555 R/R	1.14

DP 555 R/R 201

DP 555 R/R 0.54

PM 2167 RR 1.07

YARN TENACITY

PHYTOGEN 72	144
FM 960B2R	140
STV 4892 BR	124
PM 2167 RR	122
DP 555 R/R	120

AREALOMETER - A (mm²/mm³)

DP 555 R/R	440
PHYTOGEN 72	411
STV 4892 BR	409
FM 960B2R	401
PM 2167 RR	395

AREALOMETER - D (mm²/mm³)

DP 555 R/R	32.3
PM 2167 RR	29.0
STV 4892 BR	28.0
FM 960B2R	25.8
PHYTOGEN 72	16.0

AREALOMETER - I

DP 555 R/R	1.81
PM 2167 RR	1.74
STV 4892 BR	1.72
FM 960B2R	1.68
PHYTOGEN 72	1.45

AREALOMETER - M (PERCENT)

PHYTOGEN 72	95
FM 960B2R	87
STV 4892 BR	85
PM 2167 RR	84
DP 555 R/R	82

AREALOMETER - p (Microns)

PM 2167 RR	55.36
STV 4892 BR	52.84
FM 960B2R	52.45
DP 555 R/R	51.53
PHYTOGEN 72	44.32

AREALOMETER - w (MG/INCH)

PM 2167 RR	5.42
FM 960B2R	5.06
STV 4892 BR	5.00
DP 555 R/R	4.53
PHYTOGEN 72	4.17

AREALOMETER - t (MICRONS)

PHYTOGEN 72	3.2
PM 2167 RR	3.1
FM 960B2R	3.1
STV 4892 BR	3.0
DP 555 R/R	2.8

SEED YIELD (LB/ACRE)

DP 555 R/R	1828
PHYTOGEN 72	1656
STV 4892 BR	1472
FM 960B2R	1444
PM 2167 RR	976

OIL (PERCENT)

FM 960B2R	21.14
-----------	-------

NITROGEN (PERCENT)

PM 2167 RR	4.06
------------	------

PLUS GOSSYPOL

STV 4892 BR	0.92
-------------	------

PM 2167 RR	20.75	PHYTOGEN 72	3.89	PM 2167 RR	0.70
PHYTOGEN 72	20.22	DP 555 R/R	3.77	FM 960B2R	0.60
STV 4892 BR	18.59	STV 4892 BR	3.57	DP 555 R/R	0.60
DP 555 R/R	16.03	FM 960B2R	3.54	PHYTOGEN 72	0.55

 MINUS GOSSYPOL

 TOTAL GOSSYPOL (PERCENT)

STV 4892 BR	0.61	STV 4892 BR	1.54
FM 960B2R	0.45	PM 2167 RR	1.06
PHYTOGEN 72	0.40	FM 960B2R	1.05
DP 555 R/R	0.39	DP 555 R/R	0.98
PM 2167 RR	0.36	PHYTOGEN 72	0.95

LOCATIONS COMBINING VARIETIES

LOCATION	LINT YIELD (lb/acre)	BOLL SIZE (g/boll)	LINT PERCENT	SEED INDEX	YARN TENACITY (mN/TEX)	DIGITAL FIBROGRAPH 2.5% S.L. (inches)	50% S.L. (inches)	STELOMETER T1 (mN/tex)	E1 (%)
SHAFTER, CA	940	5.25	38.7	5.6	130	1.16	0.57	223	6.2

SL-HVI Starlab (Calibrated to USDA SL-HVI Std.)

MICRO- 2.5% UNIFO- STRE- COLORIMETER MICRO- SEED NITR

LOCATION	NAIRE (reading)	S.L. (in.)	MITY (%)	NGTH (g/tex)	E	HUNTER'S Rd	NAIRE b (Reading)	YIELD (lb/ac)	OIL (%)	OGEN (%)	
SHAFTER, CA	4.56	1.14	82.0	31.1	8.3	73.1	8.2	4.82	1475	19.35	3.76

LOCATION	---GOSSYPOL LEVELS---			-----AREALOMETER DATA-----						
	PLUS (+)	MINUS (-)	TOTAL (%)	A ---(mm2/mm3)---	D	I	M (%)	p (microns)	w (mg/in)	t (microns)
SHAFTER, CA	0.67	0.44	1.11	411	26.2	1.68	86	51.30	4.83	3.0

[RETURN TO 2005 NCVT COVER PAGE](#)



***Thank you for your interest in the ongoing work of the
National Cotton Variety Test Program.***

Questions or comments to: ekeene@ars.usda.gov

United States Department of Agriculture

**Agricultural Research Service
Mid-South Area
Crop Genetics and Production Research Unit
National Cotton Variety Test Program
P O Box 345
Stoneville, MS 38776
(662) 686-5241**

Fax (662) 686-5218



Other links:

[Crop Genetics and Production Research Unit Home Page](#)

[Jamie Whitten Delta States Research Center](#)

**All Internet Versions of the NCVT Publications are accessible through
either the Jamie Whitten Delta States Research Center or the
Crop Genetics and Production Research Unit sites**



2005 National Cotton Variety Test



Crop Genetics & Production Research Unit
P O Box 345
Stoneville, MS 38776

(662) 686-5377 (662) 686-3080
(662) 686-5398 (fax)

National Cotton Variety Tests, 2005
Yield, Boll, Seed, Spinning and Data

2005 CENTRAL REGIONAL COTTON VARIETY TEST

CENTRAL

VARIETIES COMBINING LOCATIONS

VARIETY CODE	VARIETY NAME	LINT	BOLL	LINT PERCENT	SEED INDEX	YARN TENACITY (mN/TEX)	DIGITAL FIBROGRAPH		STELOMETER	
		YIELD (lb/acre)	SIZE (g/boll)				2.5% S.L. (inches)	50% S.L. (inches)	T1 (mN/tex)	E1 (%)
1196	STV 4892 BR	1344	4.85	41.5	9.7	118	1.09	0.57	192	6.1
1224	DP 555 R/R	1250	4.57	42.6	7.2	119	1.08	0.53	190	5.4
1201	DPL 491	1231	5.47	41.8	8.8	130	1.18	0.57	208	5.3
1297	TAMCOT 22	1154	5.11	40.4	9.1	115	1.12	0.54	180	6.5
1296	FM 832LL	1146	5.80	38.6	10.0	146	1.18	0.58	216	5.1
1255	FM 960B2R	1137	5.47	39.4	10.3	137	1.16	0.57	212	4.6
1251	ST 5599BR	1088	5.80	40.9	10.2	120	1.10	0.55	190	5.3
1166	PHYTOGEN 72	1034	4.56	39.5	9.4	130	1.16	0.59	244	6.8

1214 PM 2167 RR	1026	4.86	38.9	9.0	119	1.00	0.53	192	5.7
. LSD	238	0.72	1.6	0.7	17	0.04	0.02	13	0.8

SL-HVI Starlab (Calibrated to USDA SL-HVI Std.)

VARIETY CODE	VARIETY NAME	MICRO-NAIRE (reading)	2.5% S.L. (in.)	UNIFORMITY (%)	STRENGTH (g/tex)	E	COLORIMETER HUNTER'S Rd	b	MICRO-NAIRE (Reading)	SEED YIELD (lb/ac)	OIL (%)	NITROGEN (%)
1196	STV 4892 BR	5.04	1.08	82.5	27.8	8.6	66.5	7.6	4.94	1895	19.27	3.27
1224	DP 555 R/R	4.66	1.08	80.7	26.1	7.6	69.8	6.7	4.61	1688	16.82	3.34
1201	DPL 491	4.59	1.16	82.6	28.9	7.7	68.8	7.6	4.53	1710	17.32	3.34
1297	TAMCOT 22	4.31	1.11	80.9	24.3	7.9	69.8	8.1	4.26	1734	20.07	3.52
1296	FM 832LL	4.31	1.15	82.8	29.6	8.0	69.5	6.8	4.35	1863	19.91	3.34
1255	FM 960B2R	4.55	1.18	82.2	29.3	7.4	68.9	6.8	4.59	1770	20.85	3.25
1251	ST 5599BR	4.81	1.09	80.8	26.9	8.0	68.6	7.9	4.88	1542	21.18	3.36
1166	PHYTOGEN 72	4.46	1.15	81.9	31.0	8.7	67.4	8.4	4.41	1580	19.86	3.32
1214	PM 2167 RR	4.83	0.96	81.0	26.3	8.4	67.8	8.0	4.83	1647	20.94	3.47
.	LSD	0.25	0.03	1.0	1.4	0.4	1.9	0.6	0.23	327	1.11	0.22

---GOSSYPOL LEVELS---

-----AREALOMETER DATA-----

VARIETY CODE	VARIETY NAME	PLUS (+)	MINUS (-)	TOTAL (%)	A (mm2/mm3)	D	I	M (%)	p (microns)	w (mg/in)	t (microns)
1196	STV 4892 BR	0.87	0.56	1.43	394	26.3	1.68	86	53.58	5.26	3.1
1224	DP 555 R/R	0.58	0.39	0.96	422	22.6	1.60	89	47.70	4.39	3.0
1201	DPL 491	0.67	0.55	1.23
1297	TAMCOT 22	0.74	0.48	1.21
1296	FM 832LL	0.47	0.38	0.85
1255	FM 960B2R	0.58	0.45	1.03	424	25.6	1.67	87	49.39	4.53	2.9
1251	ST 5599BR	0.89	0.45	1.34
1166	PHYTOGEN 72	0.57	0.40	0.96	429	18.7	1.52	92	44.46	4.01	3.0
1214	PM 2167 RR	0.72	0.35	1.07	408	24.6	1.65	87	50.81	4.83	3.0
.	LSD	0.06	0.04	0.09	22.3	4.8	0.11	4	2.12	0.31	0.2

INDIVIDUAL COMPONENT DATA

BOLL SIZE, GRAM PER BOLL		LINT PERCENT		SEED INDEX	
ST 5599BR	5.80	DP 555 R/R	42.6	FM 960B2R	10.3
FM 832LL	5.80	DPL 491	41.8	ST 5599BR	10.2
DPL 491	5.47	STV 4892 BR	41.5	FM 832LL	10.0
FM 960B2R	5.47	ST 5599BR	40.9	STV 4892 BR	9.7
TAMCOT 22	5.11	TAMCOT 22	40.4	PHYTOGEN 72	9.4
PM 2167 RR	4.86	PHYTOGEN 72	39.5	TAMCOT 22	9.1
STV 4892 BR	4.85	FM 960B2R	39.4	PM 2167 RR	9.0
DP 555 R/R	4.57	PM 2167 RR	38.9	DPL 491	8.8
PHYTOGEN 72	4.56	FM 832LL	38.6	DP 555 R/R	7.2
LSD	0.72	LSD	1.6	LSD	0.7
2.5% S.L. (INCHES)		UR (PERCENT)		STRENGTH (G/TEX)	
FM 960B2R	1.18	FM 832LL	82.8	PHYTOGEN 72	31.0
DPL 491	1.16	DPL 491	82.6	FM 832LL	29.6
FM 832LL	1.15	STV 4892 BR	82.5	FM 960B2R	29.3
PHYTOGEN 72	1.15	FM 960B2R	82.2	DPL 491	28.9
TAMCOT 22	1.11	PHYTOGEN 72	81.9	STV 4892 BR	27.8
ST 5599BR	1.09	PM 2167 RR	81.0	ST 5599BR	26.9
STV 4892 BR	1.08	TAMCOT 22	80.9	PM 2167 RR	26.3
DP 555 R/R	1.08	ST 5599BR	80.8	DP 555 R/R	26.1
PM 2167 RR	0.96	DP 555 R/R	80.7	TAMCOT 22	24.3
LSD	0.03	LSD	1.0	LSD	1.4
E		MICRONAIRE (SL-HVI)		COLORIMETER - Rd	
PHYTOGEN 72	8.7	STV 4892 BR	4.94	DP 555 R/R	69.8
STV 4892 BR	8.6	ST 5599BR	4.88	TAMCOT 22	69.8
PM 2167 RR	8.4	PM 2167 RR	4.83	FM 832LL	69.5
FM 832LL	8.0	DP 555 R/R	4.61	FM 960B2R	68.9

ST 5599BR	8.0
TAMCOT 22	7.9
DPL 491	7.7
DP 555 R/R	7.6
FM 960B2R	7.4
LSD	0.4

FM 960B2R	4.59
DPL 491	4.53
PHYTOGEN 72	4.41
FM 832LL	4.35
TAMCOT 22	4.26
LSD	0.23

DPL 491	68.8
ST 5599BR	68.6
PM 2167 RR	67.8
PHYTOGEN 72	67.4
STV 4892 BR	66.5
LSD	1.9

 COLORIMETER - b

PHYTOGEN 72	8.4
TAMCOT 22	8.1
PM 2167 RR	8.0
ST 5599BR	7.9
DPL 491	7.6
STV 4892 BR	7.6
FM 960B2R	6.8
FM 832LL	6.8
DP 555 R/R	6.7
LSD	0.6

 MICRONAIRE

STV 4892 BR	5.04
PM 2167 RR	4.83
ST 5599BR	4.81
DP 555 R/R	4.66
DPL 491	4.59
FM 960B2R	4.55
PHYTOGEN 72	4.46
TAMCOT 22	4.31
FM 832LL	4.31
LSD	0.25

 STELOMETER - E1

PHYTOGEN 72	6.8
TAMCOT 22	6.5
STV 4892 BR	6.1
PM 2167 RR	5.7
DP 555 R/R	5.4
DPL 491	5.3
ST 5599BR	5.3
FM 832LL	5.1
FM 960B2R	4.6
LSD	0.8

 STELOMETER - T1

PHYTOGEN 72	244
FM 832LL	216
FM 960B2R	212
DPL 491	208
PM 2167 RR	192
STV 4892 BR	192
DP 555 R/R	190
ST 5599BR	190
TAMCOT 22	180
LSD	13

 FIBROGRAPH--50% S.L.

PHYTOGEN 72	0.59
FM 832LL	0.58
FM 960B2R	0.57
DPL 491	0.57
STV 4892 BR	0.57
ST 5599BR	0.55
TAMCOT 22	0.54
PM 2167 RR	0.53
DP 555 R/R	0.53
LSD	0.02

 FIBROGRAPH--2.5% S.L.

FM 832LL	1.18
DPL 491	1.18
PHYTOGEN 72	1.16
FM 960B2R	1.16
TAMCOT 22	1.12
ST 5599BR	1.10
STV 4892 BR	1.09
DP 555 R/R	1.08
PM 2167 RR	1.00
LSD	0.04

 YARN TENACITY

 AREALOMETER - A (mm²/mm³)

 AREALOMETER - D (mm²/mm³)

FM 832LL	146
FM 960B2R	137
PHYTOGEN 72	130
DPL 491	130
ST 5599BR	120
PM 2167 RR	119
DP 555 R/R	119
STV 4892 BR	118
TAMCOT 22	115
LSD	17

PHYTOGEN 72	429
FM 960B2R	424
DP 555 R/R	422
PM 2167 RR	408
STV 4892 BR	394
FM 832LL	.
DPL 491	.
ST 5599BR	.
TAMCOT 22	.
LSD	22.3

STV 4892 BR	26.3
FM 960B2R	25.6
PM 2167 RR	24.6
DP 555 R/R	22.6
PHYTOGEN 72	18.7
FM 832LL	.
DPL 491	.
ST 5599BR	.
TAMCOT 22	.
LSD	4.8

AREALOMETER - I

STV 4892 BR	1.68
FM 960B2R	1.67
PM 2167 RR	1.65
DP 555 R/R	1.60
PHYTOGEN 72	1.52
FM 832LL	.
DPL 491	.
ST 5599BR	.
TAMCOT 22	.
LSD	0.11

AREALOMETER - M (PERCENT)

PHYTOGEN 72	92
DP 555 R/R	89
PM 2167 RR	87
FM 960B2R	87
STV 4892 BR	86
FM 832LL	.
DPL 491	.
ST 5599BR	.
TAMCOT 22	.
LSD	4

AREALOMETER - p (Microns)

STV 4892 BR	53.58
PM 2167 RR	50.81
FM 960B2R	49.39
DP 555 R/R	47.70
PHYTOGEN 72	44.46
FM 832LL	.
DPL 491	.
ST 5599BR	.
TAMCOT 22	.
LSD	2.12

AREALOMETER - w (MG/INCH)

STV 4892 BR	5.26
PM 2167 RR	4.83
FM 960B2R	4.53
DP 555 R/R	4.39
PHYTOGEN 72	4.01
FM 832LL	.
DPL 491	.
ST 5599BR	.
TAMCOT 22	.

AREALOMETER - t (MICRONS)

STV 4892 BR	3.1
PM 2167 RR	3.0
DP 555 R/R	3.0
PHYTOGEN 72	3.0
FM 960B2R	2.9
FM 832LL	.
DPL 491	.
ST 5599BR	.
TAMCOT 22	.

SEED YIELD (LB/ACRE)

STV 4892 BR	1895
FM 832LL	1863
FM 960B2R	1770
TAMCOT 22	1734
DPL 491	1710
DP 555 R/R	1688
PM 2167 RR	1647
PHYTOGEN 72	1580
ST 5599BR	1542

LSD 0.31

LSD 0.2

LSD 327

 OIL (PERCENT)

ST 5599BR	21.18
PM 2167 RR	20.94
FM 960B2R	20.85
TAMCOT 22	20.07
FM 832LL	19.91
PHYTOGEN 72	19.86
STV 4892 BR	19.27
DPL 491	17.32
DP 555 R/R	16.82
LSD	1.11

 NITROGEN (PERCENT)

TAMCOT 22	3.52
PM 2167 RR	3.47
ST 5599BR	3.36
DP 555 R/R	3.34
FM 832LL	3.34
DPL 491	3.34
PHYTOGEN 72	3.32
STV 4892 BR	3.27
FM 960B2R	3.25
LSD	0.22

 PLUS GOSSYPOL

ST 5599BR	0.89
STV 4892 BR	0.87
TAMCOT 22	0.74
PM 2167 RR	0.72
DPL 491	0.67
FM 960B2R	0.58
DP 555 R/R	0.58
PHYTOGEN 72	0.57
FM 832LL	0.47
LSD	0.06

 MINUS GOSSYPOL

STV 4892 BR	0.56
DPL 491	0.55
TAMCOT 22	0.48
ST 5599BR	0.45
FM 960B2R	0.45
PHYTOGEN 72	0.40
DP 555 R/R	0.39
FM 832LL	0.38
PM 2167 RR	0.35
LSD	0.04

 TOTAL GOSSYPOL (PERCENT)

STV 4892 BR	1.43
ST 5599BR	1.34
DPL 491	1.23
TAMCOT 22	1.21
PM 2167 RR	1.07
FM 960B2R	1.03
DP 555 R/R	0.96
PHYTOGEN 72	0.96
FM 832LL	0.85
LSD	0.09

 LOCATIONS COMBINING VARIETIES

LOCATION	LINT	BOLL	LINT	SEED	YARN	DIGITAL FIBROGRAPH		STELOMETER	
	YIELD	SIZE			TENACITY	2.5% S.L.	50% S.L.	T1	E1
	(lb/acre)	(g/boll)	PERCENT	INDEX	(mN/TEX)	(inches)	(inches)	(mN/tex)	(%)
WESLACO, TX	1399	4.65	38.1	8.8	134	1.15	0.57	216	5.6
BOSSIER CITY, LA	1367	5.52	40.7	10.1	121	1.14	0.56	198	5.3
COLLEGE STATION, TX	1322	4.82	40.9	9.6	127	1.17	0.58	202	5.7
BEEVILLE, TX	539	5.67	41.8	8.6	122	1.02	0.52	195	5.8

SL-HVI Starlab (Calibrated to USDA SL-HVI Std.)

LOCATION	MICRO-	2.5%	UNIFO-	STRE-	E	COLORIMETER	MICRO-	SEED	OIL	NITR	
	NAIRE	S.L.	MITY	NGTH		HUNTER'S	NAIRE	YIELD			
	(reading)	(in.)	(%)	(g/tex)		Rd	b (Reading)	(lb/ac)	(%)	(%)	
WESLACO, TX	4.17	1.12	81.6	27.6	7.9	64.4	7.5	4.12	2265	20.16	3.17
BOSSIER CITY, LA	4.83	1.14	83.1	29.9	7.9	75.9	6.9	4.82	1925	20.31	3.45
COLLEGE STATION, TX	4.49	1.15	82.4	27.3	7.9	65.1	6.7	4.48	1914	19.71	3.05
BEEVILLE, TX	4.97	1.02	79.8	26.3	8.4	68.8	9.0	4.97	753	18.14	3.76

---GOSSYPOL LEVELS---

-----AREALOMETER DATA-----

LOCATION	PLUS	MINUS	TOTAL	A	D	M	p	w	t	
	(+)	(-)	(%)	---(mm2/mm3)---	I	(%)	(microns)	(mg/in)	(microns)	
WESLACO, TX	0.71	0.45	1.17	435	27.5	1.71	85	49.38	4.41	2.8
BOSSIER CITY, LA	0.64	0.43	1.08	415	22.1	1.59	90	48.25	4.51	3.0
COLLEGE STATION, TX	0.74	0.53	1.28	420	25.2	1.66	87	49.78	4.61	3.0
BEEVILLE, TX	0.61	0.36	0.97	392	19.4	1.54	92	49.34	4.89	3.2

INDIVIDUAL LOCATION DATA
 COLLEGE STATION, TX

VARIETY CODE	VARIETY NAME	LINT YIELD (lb/acre)	BOLL SIZE (g/boll)	LINT PERCENT	SEED INDEX	YARN TENACITY (mN/TEX)	DIGITAL 2.5% S.L. (inches)	FIBROGRAPH 50% S.L. (inches)	STELOMETER T1 (mN/tex)	E1 (%)
1196	STV 4892 BR	1595	4.26	41.0	10.0	117	1.12	0.59	193	6.4
1166	PHYTOGEN 72	1484	3.25	43.0	9.5	142	1.18	0.58	228	6.4
1201	DPL 491	1408	6.15	42.5	9.0	129	1.24	0.59	215	5.5
1224	DP 555 R/R	1388	4.57	43.5	7.0	117	1.08	0.51	190	5.3
1255	FM 960B2R	1318	5.34	39.0	11.0	135	1.23	0.61	217	4.8
1214	PM 2167 RR	1273	4.32	38.5	9.3	120	1.04	0.56	192	6.6
1296	FM 832LL	1217	5.96	38.0	11.0	145	1.27	0.62	206	5.2
1251	ST 5599BR	1181	5.65	41.5	11.0	122	1.15	0.56	195	5.2
1297	TAMCOT 22	1034	3.91	41.5	9.0	115	1.20	0.58	185	6.2
.	LSD	572	2.15	5.4	1.0	8	0.04	0.04	17	0.8

SL-HVI Starlab (Calibrated to USDA SL-HVI Std.)

VARIETY CODE	VARIETY NAME	MICRO-NAIRE (reading)	2.5% S.L. (in.)	UNIFO-MITY (%)	STRE-NGTH (g/tex)	SEED YIELD (lb/ac)	COLORIMETER HUNTER'S Rd	MICRO-NAIRE (Reading)	SEED YIELD (lb/ac)	OIL (%)	NITR OGEN (%)	
1196	STV 4892 BR	5.05	1.10	83.3	28.0	8.6	63.0	6.5	5.00	2285	19.69	2.88
1166	PHYTOGEN 72	4.25	1.20	82.1	30.0	8.4	65.0	8.3	4.20	2008	19.17	2.94
1201	DPL 491	4.45	1.20	83.5	28.5	7.5	65.5	6.7	4.35	1901	18.70	3.15
1224	DP 555 R/R	4.65	1.10	80.4	24.5	7.6	67.5	6.2	4.65	1822	17.05	3.01
1255	FM 960B2R	4.40	1.20	83.0	28.5	7.3	64.5	6.1	4.60	2079	21.53	2.80
1214	PM 2167 RR	4.60	1.00	81.0	25.5	8.4	65.0	7.5	4.60	2024	20.55	3.23
1296	FM 832LL	4.15	1.20	84.0	29.5	7.9	66.0	5.7	4.15	1985	19.70	3.08
1251	ST 5599BR	4.80	1.15	81.6	26.5	7.8	63.5	6.6	4.70	1658	21.20	2.99
1297	TAMCOT 22	4.10	1.20	82.4	25.0	7.7	65.5	6.7	4.05	1459	19.82	3.38
.	LSD	0.54	0.05	2.5	1.2	0.5	4.6	1.0	0.33	943	1.94	0.42

---GOSSYPOL LEVELS---

-----AREALOMETER DATA-----

VARIETY CODE	VARIETY NAME	PLUS (+)	MINUS (-)	TOTAL (%)	A ---(mm2/mm3)---	D	I	M (%)	p (microns)	w (mg/in)	t (microns)
1196	STV 4892 BR	0.97	0.67	1.64	394	26.5	1.69	86	53.79	5.28	3.2
1166	PHYTOGEN 72	0.60	0.46	1.06	444	20.3	1.56	91	44.06	3.85	2.9
1201	DPL 491	0.73	0.64	1.37
1224	DP 555 R/R	0.60	0.46	1.06	413	20.5	1.56	91	47.31	4.44	3.1
1255	FM 960B2R	0.65	0.53	1.19	425	30.8	1.78	83	52.59	4.79	2.9
1214	PM 2167 RR	0.80	0.42	1.22	423	28.0	1.72	85	51.16	4.68	2.9
1296	FM 832LL	0.50	0.47	0.96
1251	ST 5599BR	1.01	0.57	1.58
1297	TAMCOT 22	0.84	0.59	1.42
.	LSD	0.08	0.08	0.14	63.7	6.9	0.16	6	4.13	1.00	0.6

INDIVIDUAL LOCATION DATA

WESLACO, TX

VARIETY CODE	VARIETY NAME	LINT YIELD (lb/acre)	BOLL SIZE (g/boll)	LINT PERCENT	SEED INDEX	YARN TENACITY (mN/TEX)	DIGITAL 2.5% S.L. (inches)	FIBROGRAPH 50% S.L. (inches)	STELOMETER T1 (mN/tex)	E1 (%)
1196	STV 4892 BR	1699	4.73	40.0	9.5	123	1.14	0.59	199	5.9
1224	DP 555 R/R	1616	3.90	40.5	7.3	129	1.15	0.55	201	5.7
1296	FM 832LL	1538	4.63	36.0	8.5	153	1.21	0.58	238	5.2
1297	TAMCOT 22	1499	4.52	38.0	8.0	116	1.13	0.55	184	6.2
1201	DPL 491	1411	4.37	39.5	8.8	133	1.19	0.57	231	5.3
1255	FM 960B2R	1310	5.16	36.5	9.8	146	1.20	0.59	230	4.7
1214	PM 2167 RR	1202	4.52	37.0	9.0	122	1.02	0.55	200	5.4
1166	PHYTOGEN 72	1190	4.64	37.5	9.3	149	1.21	0.62	253	6.8
1251	ST 5599BR	1129	5.38	38.0	9.3	134	1.14	0.57	208	5.6
.	LSD	327	0.52	3.3	2.4	7	0.07	0.04	14	0.8

VARIETY CODE	VARIETY NAME	MICRO- NAIRE (reading)	2.5% S.L. (in.)	UNIFO- MITY (%)	STRE- NGTH (g/tex)	E	COLORIMETER HUNTER'S Rd	b	MICRO- NAIRE (Reading)	SEED YIELD (lb/ac)	OIL (%)	NITR OGEN (%)
1196	STV 4892 BR	4.60	1.10	82.1	26.5	8.2	63.0	7.6	4.45	2556	20.54	3.01
1224	DP 555 R/R	4.25	1.10	81.0	26.0	7.6	65.0	7.0	4.15	2373	16.27	3.09
1296	FM 832LL	3.80	1.15	82.5	29.5	8.0	64.5	7.0	3.85	2720	20.82	3.00
1297	TAMCOT 22	3.70	1.10	80.2	23.5	8.0	65.5	7.9	3.65	2450	21.55	3.22
1201	DPL 491	4.20	1.20	81.6	28.5	7.6	65.0	7.4	4.15	2158	16.15	3.02
1255	FM 960B2R	4.10	1.20	83.3	30.0	7.6	64.5	7.1	4.05	2284	21.35	3.26
1214	PM 2167 RR	4.60	0.95	80.8	26.0	8.3	63.0	8.2	4.50	2046	21.61	3.65
1166	PHYTOGEN 72	4.30	1.15	82.0	30.5	8.3	62.5	7.9	4.15	1958	21.57	3.03
1251	ST 5599BR	4.00	1.10	81.4	27.5	8.0	66.5	7.4	4.15	1839	21.63	3.24
.	LSD	0.61	0.08	1.8	2.0	0.5	4.6	1.1	0.46	536	3.04	0.97

VARIETY CODE	VARIETY NAME	---GOSSYPOL LEVELS---			-----AREALOMETER DATA-----						
		PLUS (+)	MINUS (-)	TOTAL (%)	A ---(mm2/mm3)---	D	I	M (%)	p (microns)	w (mg/in)	t (microns)
1196	STV 4892 BR	0.96	0.60	1.56	415	32.8	1.82	81	55.02	5.15	2.9
1224	DP 555 R/R	0.62	0.40	1.02	462	27.5	1.71	86	46.40	3.89	2.7
1296	FM 832LL	0.51	0.39	0.90
1297	TAMCOT 22	0.81	0.53	1.33
1201	DPL 491	0.65	0.53	1.20
1255	FM 960B2R	0.56	0.42	0.98	454	30.3	1.77	83	48.87	4.16	2.7
1214	PM 2167 RR	0.73	0.34	1.07	411	24.5	1.65	88	50.45	4.77	3.0
1166	PHYTOGEN 72	0.62	0.43	1.04	436	22.5	1.61	89	46.18	4.09	2.9
1251	ST 5599BR	0.97	0.45	1.42
.	LSD	0.17	0.17	0.29	60.2	15.8	0.32	13	4.91	0.67	0.6

INDIVIDUAL LOCATION DATA
BOSSIER CITY, LA

VARIETY CODE	VARIETY NAME	LINT	BOLL	LINT PERCENT	SEED INDEX	YARN	DIGITAL FIBROGRAPH		STELOMETER	
		YIELD (lb/acre)	SIZE (g/boll)			TENACITY (mN/TEX)	2.5% S.L. (inches)	50% S.L. (inches)	T1 (mN/tex)	E1 (%)
1196	STV 4892 BR	1599	5.07	43.3	10.3	114	1.10	0.57	186	6.6
1255	FM 960B2R	1504	5.76	40.7	10.8	139	1.15	0.54	201	4.2
1296	FM 832LL	1461	6.16	39.3	10.8	147	1.17	0.57	211	4.7
1201	DPL 491	1447	5.47	41.7	9.3	134	1.23	0.59	203	4.3
1251	ST 5599BR	1437	6.23	41.7	11.0	123	1.13	0.56	186	4.7
1224	DP 555 R/R	1403	4.94	42.3	8.1	111	1.13	0.54	185	4.9
1297	TAMCOT 22	1386	5.89	40.0	10.6	119	1.16	0.56	187	6.0
1214	PM 2167 RR	1109	5.35	39.0	9.9	125	1.03	0.54	186	5.3
1166	PHYTOGEN 72	958	4.86	38.3	10.0	83	1.18	0.58	242	7.6
.	LSD	139	0.48	1.7	0.6	74	0.05	0.05	10	0.6

SL-HVI Starlab (Calibrated to USDA SL-HVI Std.)

VARIETY CODE	VARIETY NAME	MICRO-	2.5%	UNIFO-	STRE-	E	COLORIMETER		MICRO-	SEED	OIL (%)	NITR OGEN (%)
		NAIRE (reading)	S.L. (in.)	MITY (%)	NGTH (g/tex)		HUNTER'S Rd	b (Reading)	NAIRE (Reading)	YIELD (lb/ac)		
1196	STV 4892 BR	5.30	1.10	84.3	30.0	8.8	74.0	7.4	5.25	2058	19.25	3.40
1255	FM 960B2R	4.65	1.20	82.1	31.0	7.4	78.0	6.2	4.65	2125	21.60	3.29
1296	FM 832LL	4.50	1.20	84.2	31.5	8.0	77.0	6.3	4.65	2222	20.11	3.49
1201	DPL 491	4.70	1.20	84.0	30.5	7.7	75.0	7.4	4.65	1930	18.05	3.55
1251	ST 5599BR	5.10	1.10	82.2	29.5	8.1	76.0	7.6	5.30	1850	22.08	3.38
1224	DP 555 R/R	4.95	1.10	82.1	29.5	7.5	75.0	5.1	4.85	1800	18.72	3.42
1297	TAMCOT 22	4.55	1.15	82.9	24.5	7.0	80.0	7.7	4.45	2065	20.33	3.62
1214	PM 2167 RR	5.05	1.00	83.1	30.0	8.2	74.5	7.1	5.00	1715	22.24	3.40
1166	PHYTOGEN 72	4.70	1.20	83.3	33.0	8.8	74.0	8.0	4.60	1561	20.40	3.49
.	LSD	0.39	0.05	0.9	2.0	0.4	2.0	1.1	0.27	308	1.08	0.26

---GOSSYPOL LEVELS---

-----AREALOMETER DATA-----

VARIETY CODE	VARIETY NAME	PLUS	MINUS	TOTAL	A	D	M		p	w	t
		(+)	(-)	(%)	---(mm ² /mm ³)---	I	(%)	(microns)	(mg/in)	(microns)	
1196	STV 4892 BR	0.77	0.54	1.31	394	24.0	1.64	88	52.28	5.14	3.2

1255	FM 960B2R	0.59	0.45	1.04	438	25.8	1.68	87	48.04	4.24	2.8
1296	FM 832LL	0.44	0.35	0.79
1201	DPL 491	0.69	0.55	1.24
1251	ST 5599BR	0.78	0.44	1.22
1224	DP 555 R/R	0.58	0.40	0.98	419	22.0	1.59	90	47.65	4.40	3.0
1297	TAMCOT 22	0.67	0.44	1.11
1214	PM 2167 RR	0.72	0.37	1.09	409	24.0	1.64	88	50.39	4.77	3.0
1166	PHYTOGEN 72	0.54	0.38	0.92	417	14.5	1.42	96	42.89	4.00	3.2
.	LSD	0.04	0.04	0.06	35.7	9.7	0.21	8	5.14	0.58	0.3

INDIVIDUAL LOCATION DATA

BEEVILLE, TX

VARIETY CODE	VARIETY NAME	LINT YIELD (lb/acre)	BOLL SIZE (g/boll)	LINT PERCENT	SEED INDEX	YARN TENACITY (mN/TEX)	DIGITAL FIBROGRAPH 2.5% S.L. (inches)	DIGITAL FIBROGRAPH 50% S.L. (inches)	STELOMETER T1 (mN/tex)	STELOMETER E1 (%)
1297	TAMCOT 22	697	6.14	42.0	9.0	111	0.98	0.49	166	7.5
1201	DPL 491	658	5.91	43.5	8.0	123	1.05	0.53	184	6.3
1251	ST 5599BR	606	5.95	42.5	9.5	102	0.99	0.51	172	5.9
1224	DP 555 R/R	594	4.89	44.0	6.5	119	0.99	0.51	185	5.6
1214	PM 2167 RR	520	5.26	41.0	8.0	111	0.92	0.49	192	5.4
1166	PHYTOGEN 72	506	5.51	39.0	8.8	146	1.08	0.56	255	6.4
1196	STV 4892 BR	484	5.33	41.5	9.0	120	1.00	0.53	190	5.6
1255	FM 960B2R	416	5.63	41.5	9.5	130	1.07	0.55	200	4.7
1296	FM 832LL	366	6.44	41.0	9.5	139	1.08	0.55	209	5.4
.	LSD	278	0.68	1.7	1.4	9	0.06	0.06	27	0.7

SL-HVI Starlab (Calibrated to USDA SL-HVI Std.)

VARIETY CODE	VARIETY NAME	MICRO-NAIRE (reading)	2.5% S.L. (in.)	UNIFO-MITY (%)	STRE-NGTH (g/tex)	SEED YIELD (lb/ac)	COLORIMETER HUNTER'S b	MICRO-NAIRE (Reading)	SEED YIELD (lb/ac)	OIL (%)	NITR OGEN (%)
--------------	--------------	-----------------------	-----------------	----------------	-------------------	--------------------	------------------------	-----------------------	--------------------	---------	---------------


1297	TAMCOT 22	4.90	1.00	78.3	24.0	9.0	68.0	10.0	4.90	962	18.59	3.87
1201	DPL 491	5.00	1.05	81.3	28.0	8.2	69.5	9.0	4.95	852	16.40	3.63
1251	ST 5599BR	5.35	1.00	78.2	24.0	8.2	68.5	10.0	5.35	819	19.83	3.82
1224	DP 555 R/R	4.80	1.00	79.3	24.5	7.8	71.5	8.3	4.80	754	15.25	3.86
1214	PM 2167 RR	5.05	0.90	79.2	23.5	8.7	68.5	9.4	5.20	804	19.37	3.61
1166	PHYTOGEN 72	4.60	1.05	80.4	30.5	9.2	68.0	9.6	4.70	791	18.29	3.84
1196	STV 4892 BR	5.20	1.00	80.5	26.5	8.9	66.0	8.9	5.05	680	17.61	3.81
1255	FM 960B2R	5.05	1.10	80.7	27.5	7.5	68.5	8.0	5.05	591	18.94	3.66
1296	FM 832LL	4.80	1.05	80.8	28.0	8.2	70.5	8.3	4.75	527	19.00	3.79
.	LSD	0.35	0.10	2.6	2.4	0.4	4.2	1.3	0.32	415	0.76	0.39

VARIETY CODE	VARIETY NAME	---GOSSYPOL LEVELS---			-----AREALOMETER DATA-----						
		PLUS (+)	MINUS (-)	TOTAL (%)	A ---(mm2/mm3)---	D	I	M (%)	p (microns)	w (mg/in)	t (microns)
1297	TAMCOT 22	0.63	0.37	1.00
1201	DPL 491	0.63	0.48	1.11
1251	ST 5599BR	0.80	0.36	1.16
1224	DP 555 R/R	0.51	0.30	0.81	395	20.3	1.56	91	49.45	4.85	3.2
1214	PM 2167 RR	0.64	0.27	0.90	390	21.8	1.60	90	51.25	5.09	3.2
1166	PHYTOGEN 72	0.51	0.33	0.84	420	17.5	1.50	94	44.70	4.12	3.1
1196	STV 4892 BR	0.78	0.45	1.22	375	21.8	1.59	90	53.23	5.49	3.4
1255	FM 960B2R	0.54	0.39	0.92	378	15.5	1.45	96	48.06	4.92	3.4
1296	FM 832LL	0.44	0.32	0.76
.	LSD	0.07	0.07	0.11	30.4	5.2	0.13	5	4.73	0.76	0.3

[RETURN TO 2005 NCVT COVER PAGE](#)



***Thank you for your interest in the ongoing work of the
National Cotton Variety Test Program.***

 Questions or comments to: ekeene@ars.usda.gov

United States Department of Agriculture

**Agricultural Research Service
Mid-South Area
Crop Genetics and Production Research Unit
National Cotton Variety Test Program
P O Box 345
Stoneville, MS 38776
(662) 686-5241
Fax (662) 686-5218**



Other links:

[Crop Genetics and Production Research Unit Home Page](#)

[Jamie Whitten Delta States Research Center](#)

**All Internet Versions of the NCVT Publications are accessible through
either the Jamie Whitten Delta States Research Center or the
Crop Genetics and Production Research Unit sites**



2005 National Cotton Variety Test



Crop Genetics & Production Research Unit
P O Box 345
Stoneville, MS 38776

(662) 686-5377 (662) 686-3080
(662) 686-5398 (fax)

National Cotton Variety Tests, 2005
Yield, Boll, Seed, Spinning and Data

2005 DELTA REGIONAL COTTON VARIETY TEST

DELTA

VARIETIES COMBINING LOCATIONS

VARIETY CODE	VARIETY NAME	LINT YIELD (lb/acre)	BOLL SIZE (g/boll)	LINT PERCENT	SEED INDEX	YARN TENACITY (mN/TEX)	DIGITAL FIBROGRAPH 2.5% S.L. (inches)	DIGITAL FIBROGRAPH 50% S.L. (inches)	STELOMETER T1 (mN/tex)	STELOMETER E1 (%)
1295	STV 5242BR	1317	5.27	39.1	10.9	129	1.12	0.57	197	7.0
1292	DP 393	1295	4.80	40.1	9.6	134	1.19	0.60	207	8.0
1196	STV 4892 BR	1272	4.74	39.8	10.2	125	1.13	0.57	196	6.6
1269	DP 444BG/RR	1270	4.60	39.7	9.1	139	1.15	0.57	211	6.6
1268	FM 5044RR	1268	5.14	38.7	10.3	130	1.17	0.57	196	5.8
1224	DP 555 R/R	1202	4.10	40.8	7.6	121	1.12	0.54	194	5.2
1255	FM 960B2R	1085	4.96	37.9	10.9	141	1.21	0.58	215	5.2

1287 FM 958LL	1022	5.08	37.3	10.6	142	1.19	0.58	211	5.0
1214 PM 2167 RR	881	4.56	35.6	10.0	126	1.06	0.55	192	5.7
1166 PHYTOGEN 72	820	4.77	37.3	9.9	149	1.22	0.59	237	6.9
. LSD	226	0.61	1.7	0.6	8	0.03	0.02	16	0.9

SL-HVI Starlab (Calibrated to USDA SL-HVI Std.)

VARIETY CODE	VARIETY NAME	MICRO-NAIRE (reading)	2.5% S.L. (in.)	UNIFO-MITY (%)	STRE-NGTH (g/tex)	E	COLORIMETER HUNTER'S Rd	b	MICRO-NAIRE (Reading)	SEED YIELD (lb/ac)	OIL (%)	NITR OGEN (%)
1295	STV 5242BR	4.52	1.12	82.8	28.5	8.4	74.8	8.6	4.55	2299	17.80	3.49
1292	DP 393	4.77	1.17	84.2	31.5	9.6	73.5	8.4	4.73	2164	18.73	3.01
1196	STV 4892 BR	4.78	1.10	83.3	30.0	8.5	72.3	8.3	4.85	2013	18.49	3.33
1269	DP 444BG/RR	3.98	1.17	83.3	29.2	8.4	75.3	7.9	4.00	2017	21.28	3.47
1268	FM 5044RR	4.52	1.17	83.1	30.5	8.0	75.3	8.1	4.52	2076	21.53	3.13
1224	DP 555 R/R	4.75	1.13	81.7	28.3	7.5	77.0	7.4	4.68	1922	14.91	3.58
1255	FM 960B2R	4.43	1.20	83.5	31.8	7.7	75.3	7.3	4.47	2046	21.47	3.22
1287	FM 958LL	4.55	1.20	83.9	31.0	7.9	76.3	7.2	4.58	1742	20.29	3.27
1214	PM 2167 RR	4.70	1.07	82.1	29.0	8.3	72.2	8.4	4.67	1635	20.66	3.65
1166	PHYTOGEN 72	4.57	1.22	84.1	32.7	8.6	73.0	8.6	4.57	1513	20.40	3.35
. LSD		0.19	0.05	0.9	1.6	0.4	2.2	0.9	0.20	530	1.94	0.36

---GOSSYPOL LEVELS---

-----AREALOMETER DATA-----

VARIETY CODE	VARIETY NAME	PLUS (+)	MINUS (-)	TOTAL (%)	A	D	M	p	w	t	
					---(mm2/mm3)---	I	(%)	(microns)	(mg/in)	(microns)	
1295	STV 5242BR	0.59	0.38	0.97	
1292	DP 393	0.73	0.58	1.31	
1196	STV 4892 BR	0.86	0.58	1.44	414	29.8	1.75	84	52.99	4.94	3.0
1269	DP 444BG/RR	0.76	0.46	1.21	
1268	FM 5044RR	0.90	0.46	1.36	
1224	DP 555 R/R	0.52	0.35	0.87	420	21.7	1.58	90	47.39	4.40	3.0
1255	FM 960B2R	0.58	0.44	1.01	442	28.4	1.73	85	49.09	4.33	2.8
1287	FM 958LL	0.43	0.41	0.84	
1214	PM 2167 RR	0.73	0.37	1.11	422	28.3	1.72	85	51.14	4.70	2.9
1166	PHYTOGEN 72	0.54	0.39	0.93	443	18.6	1.52	93	42.97	3.75	2.9
. LSD		0.10	0.07	0.17	28.3	5.4	0.11	4	2.74	0.48	0.2

INDIVIDUAL COMPONENT DATA

BOLL SIZE, GRAM PER BOLL		LINT PERCENT		SEED INDEX	
STV 5242BR	5.27	DP 555 R/R	40.8	FM 960B2R	10.9
FM 5044RR	5.14	DP 393	40.1	STV 5242BR	10.9
FM 958LL	5.08	STV 4892 BR	39.8	FM 958LL	10.6
FM 960B2R	4.96	DP 444BG/RR	39.7	FM 5044RR	10.3
DP 393	4.80	STV 5242BR	39.1	STV 4892 BR	10.2
PHYTOGEN 72	4.77	FM 5044RR	38.7	PM 2167 RR	10.0
STV 4892 BR	4.74	FM 960B2R	37.9	PHYTOGEN 72	9.9
DP 444BG/RR	4.60	PHYTOGEN 72	37.3	DP 393	9.6
PM 2167 RR	4.56	FM 958LL	37.3	DP 444BG/RR	9.1
DP 555 R/R	4.10	PM 2167 RR	35.6	DP 555 R/R	7.6
LSD	0.61	LSD	1.7	LSD	0.6
2.5% S.L. (INCHES)		UR (PERCENT)		STRENGTH (G/TEX)	
PHYTOGEN 72	1.22	DP 393	84.2	PHYTOGEN 72	32.7
FM 960B2R	1.20	PHYTOGEN 72	84.1	FM 960B2R	31.8
FM 958LL	1.20	FM 958LL	83.9	DP 393	31.5
FM 5044RR	1.17	FM 960B2R	83.5	FM 958LL	31.0
DP 393	1.17	STV 4892 BR	83.3	FM 5044RR	30.5
DP 444BG/RR	1.17	DP 444BG/RR	83.3	STV 4892 BR	30.0
DP 555 R/R	1.13	FM 5044RR	83.1	DP 444BG/RR	29.2
STV 5242BR	1.12	STV 5242BR	82.8	PM 2167 RR	29.0
STV 4892 BR	1.10	PM 2167 RR	82.1	STV 5242BR	28.5
PM 2167 RR	1.07	DP 555 R/R	81.7	DP 555 R/R	28.3
LSD	0.05	LSD	0.9	LSD	1.6

E		MICRONAIRE (SL-HVI)		COLORIMETER - Rd	
DP 393	9.6	STV 4892 BR	4.85	DP 555 R/R	77.0
PHYTOGEN 72	8.6	DP 393	4.73	FM 958LL	76.3
STV 4892 BR	8.5	DP 555 R/R	4.68	FM 5044RR	75.3
STV 5242BR	8.4	PM 2167 RR	4.67	FM 960B2R	75.3
DP 444BG/RR	8.4	FM 958LL	4.58	DP 444BG/RR	75.3
PM 2167 RR	8.3	PHYTOGEN 72	4.57	STV 5242BR	74.8
FM 5044RR	8.0	STV 5242BR	4.55	DP 393	73.5
FM 958LL	7.9	FM 5044RR	4.52	PHYTOGEN 72	73.0
FM 960B2R	7.7	FM 960B2R	4.47	STV 4892 BR	72.3
DP 555 R/R	7.5	DP 444BG/RR	4.00	PM 2167 RR	72.2
LSD	0.4	LSD	0.20	LSD	2.2

COLORIMETER - b		MICRONAIRE		STELOMETER - E1	
PHYTOGEN 72	8.6	STV 4892 BR	4.78	DP 393	8.0
STV 5242BR	8.6	DP 393	4.77	STV 5242BR	7.0
DP 393	8.4	DP 555 R/R	4.75	PHYTOGEN 72	6.9
PM 2167 RR	8.4	PM 2167 RR	4.70	STV 4892 BR	6.6
STV 4892 BR	8.3	PHYTOGEN 72	4.57	DP 444BG/RR	6.6
FM 5044RR	8.1	FM 958LL	4.55	FM 5044RR	5.8
DP 444BG/RR	7.9	STV 5242BR	4.52	PM 2167 RR	5.7
DP 555 R/R	7.4	FM 5044RR	4.52	FM 960B2R	5.2
FM 960B2R	7.3	FM 960B2R	4.43	DP 555 R/R	5.2
FM 958LL	7.2	DP 444BG/RR	3.98	FM 958LL	5.0
LSD	0.9	LSD	0.19	LSD	0.9

STELOMETER - T1		FIBROGRAPH--50% S.L.		FIBROGRAPH--2.5% S.L.	
PHYTOGEN 72	237	DP 393	0.60	PHYTOGEN 72	1.22
FM 960B2R	215	PHYTOGEN 72	0.59	FM 960B2R	1.21
DP 444BG/RR	211	FM 960B2R	0.58	FM 958LL	1.19
FM 958LL	211	FM 958LL	0.58	DP 393	1.19

DP 393	207	DP 444BG/RR	0.57	FM 5044RR	1.17
STV 5242BR	197	STV 4892 BR	0.57	DP 444BG/RR	1.15
STV 4892 BR	196	STV 5242BR	0.57	STV 4892 BR	1.13
FM 5044RR	196	FM 5044RR	0.57	DP 555 R/R	1.12
DP 555 R/R	194	PM 2167 RR	0.55	STV 5242BR	1.12
PM 2167 RR	192	DP 555 R/R	0.54	PM 2167 RR	1.06
LSD	16	LSD	0.02	LSD	0.03

----- YARN TENACITY -----		----- AREALOMETER - A (mm ² /mm ³) -----		----- AREALOMETER - D (mm ² /mm ³) -----	
PHYTOGEN 72	149	PHYTOGEN 72	443	STV 4892 BR	29.8
FM 958LL	142	FM 960B2R	442	FM 960B2R	28.4
FM 960B2R	141	PM 2167 RR	422	PM 2167 RR	28.3
DP 444BG/RR	139	DP 555 R/R	420	DP 555 R/R	21.7
DP 393	134	STV 4892 BR	414	PHYTOGEN 72	18.6
FM 5044RR	130	FM 958LL	.	FM 958LL	.
STV 5242BR	129	DP 444BG/RR	.	DP 444BG/RR	.
PM 2167 RR	126	DP 393	.	DP 393	.
STV 4892 BR	125	FM 5044RR	.	FM 5044RR	.
DP 555 R/R	121	STV 5242BR	.	STV 5242BR	.
LSD	8	LSD	28.3	LSD	5.4

----- AREALOMETER - I -----		----- AREALOMETER - M (PERCENT) -----		----- AREALOMETER - p (Microns) -----	
STV 4892 BR	1.75	PHYTOGEN 72	93	STV 4892 BR	52.99
FM 960B2R	1.73	DP 555 R/R	90	PM 2167 RR	51.14
PM 2167 RR	1.72	FM 960B2R	85	FM 960B2R	49.09
DP 555 R/R	1.58	PM 2167 RR	85	DP 555 R/R	47.39
PHYTOGEN 72	1.52	STV 4892 BR	84	PHYTOGEN 72	42.97
FM 958LL	.	FM 958LL	.	FM 958LL	.
DP 444BG/RR	.	DP 444BG/RR	.	DP 444BG/RR	.
DP 393	.	DP 393	.	DP 393	.
FM 5044RR	.	FM 5044RR	.	FM 5044RR	.
STV 5242BR	.	STV 5242BR	.	STV 5242BR	.
LSD	0.11	LSD	4	LSD	2.74

AREALOMETER - w (MG/INCH)	
STV 4892 BR	4.94
PM 2167 RR	4.70
DP 555 R/R	4.40
FM 960B2R	4.33
PHYTOGEN 72	3.75
FM 958LL	.
DP 444BG/RR	.
DP 393	.
FM 5044RR	.
STV 5242BR	.
LSD	0.48

OIL (PERCENT)	
FM 5044RR	21.53
FM 960B2R	21.47
DP 444BG/RR	21.28
PM 2167 RR	20.66
PHYTOGEN 72	20.40
FM 958LL	20.29
DP 393	18.73
STV 4892 BR	18.49
STV 5242BR	17.80
DP 555 R/R	14.91
LSD	1.94

 MINUS GOSSYPOL

AREALOMETER - t (MICRONS)	
DP 555 R/R	3.0
STV 4892 BR	3.0
PM 2167 RR	2.9
PHYTOGEN 72	2.9
FM 960B2R	2.8
FM 958LL	.
DP 444BG/RR	.
DP 393	.
FM 5044RR	.
STV 5242BR	.
LSD	0.2

NITROGEN (PERCENT)	
PM 2167 RR	3.65
DP 555 R/R	3.58
STV 5242BR	3.49
DP 444BG/RR	3.47
PHYTOGEN 72	3.35
STV 4892 BR	3.33
FM 958LL	3.27
FM 960B2R	3.22
FM 5044RR	3.13
DP 393	3.01
LSD	0.36

 TOTAL GOSSYPOL (PERCENT)

SEED YIELD (LB/ACRE)	
STV 5242BR	2299
DP 393	2164
FM 5044RR	2076
FM 960B2R	2046
DP 444BG/RR	2017
STV 4892 BR	2013
DP 555 R/R	1922
FM 958LL	1742
PM 2167 RR	1635
PHYTOGEN 72	1513
LSD	530

PLUS GOSSYPOL	
FM 5044RR	0.90
STV 4892 BR	0.86
DP 444BG/RR	0.76
PM 2167 RR	0.73
DP 393	0.73
STV 5242BR	0.59
FM 960B2R	0.58
PHYTOGEN 72	0.54
DP 555 R/R	0.52
FM 958LL	0.43
LSD	0.10

STV 4892 BR	0.58	STV 4892 BR	1.44
DP 393	0.58	FM 5044RR	1.36
FM 5044RR	0.46	DP 393	1.31
DP 444BG/RR	0.46	DP 444BG/RR	1.21
FM 960B2R	0.44	PM 2167 RR	1.11
FM 958LL	0.41	FM 960B2R	1.01
PHYTOGEN 72	0.39	STV 5242BR	0.97
STV 5242BR	0.38	PHYTOGEN 72	0.93
PM 2167 RR	0.37	DP 555 R/R	0.87
DP 555 R/R	0.35	FM 958LL	0.84
LSD	0.07	LSD	0.17

LOCATIONS COMBINING VARIETIES

LOCATION	LINT	BOLL	LINT	SEED	YARN	DIGITAL FIBROGRAPH		STELOMETER	
	YIELD	SIZE			TENACITY	2.5% S.L.	50% S.L.	T1	E1
	(lb/acre)	(g/boll)	PERCENT	INDEX	(mN/TEX)	(inches)	(inches)	(mN/tex)	(%)
STONEVILLE, MS	1378	5.57	39.3	10.0	135	1.17	0.58	210	6.5
SAINT JOSEPH, LA	1048	5.31	37.9	10.0	129	1.13	0.57	190	5.7
KEISER, AR	1004	3.53	.	9.8	136	1.17	0.57	217	6.4

SL-HVI Starlab (Calibrated to USDA SL-HVI Std.)

LOCATION	MICRO-	2.5%	UNIFO-	STRE-	E	COLORIMETER	MICRO-	SEED	OIL	NITR
	NAIRE	S.L.	MITY	NGTH		HUNTER'S	NAIRE	YIELD		
	(reading)	(in.)	(%)	(g/tex)		Rd	b (Reading)	(lb/ac)	(%)	(%)
STONEVILLE, MS	4.24	1.18	83.4	29.6	8.2	74.9	9.2	4.26	2184	.
SAINT JOSEPH, LA	4.98	1.12	83.3	29.6	7.9	75.6	6.6	4.96	1701	20.37
KEISER, AR	4.46	1.17	82.8	31.7	8.7	73.1	8.2	4.47	.	18.74

LOCATION	---GOSSYPOL LEVELS---			-----AREALOMETER DATA-----						
	PLUS (+)	MINUS (-)	TOTAL (%)	A ---(mm2/mm3)---	D	I	M (%)	p (microns)	w (mg/in)	t (microns)
STONEVILLE, MS	.	.	.	447	29.5	1.75	84	49.08	4.25	2.7
SAINT JOSEPH, LA	0.67	0.44	1.11	394	17.6	1.49	93	47.71	4.70	3.3
KEISER, AR	0.66	0.44	1.10	444	29.0	1.74	84	49.36	4.32	2.7

INDIVIDUAL LOCATION DATA

SAINT JOSEPH, LA

VARIETY CODE	VARIETY NAME	LINT	BOLL	LINT PERCENT	SEED INDEX	YARN	DIGITAL FIBROGRAPH		STELOMETER	
		YIELD (lb/acre)	SIZE (g/boll)			TENACITY (mN/TEX)	2.5% S.L. (inches)	50% S.L. (inches)	T1 (mN/tex)	E1 (%)
1196	STV 4892 BR	1263	5.27	39.0	10.4	121	1.11	0.57	179	6.3
1268	FM 5044RR	1236	5.73	39.0	10.3	129	1.12	0.56	183	5.6
1295	STV 5242BR	1214	5.87	38.3	11.2	124	1.09	0.56	190	5.7
1224	DP 555 R/R	1178	4.60	40.0	7.6	111	1.09	0.53	166	4.5
1255	FM 960B2R	1171	5.45	37.7	11.4	134	1.20	0.58	188	4.5
1292	DP 393	1096	5.14	39.5	9.2	129	1.14	0.59	202	8.0
1269	DP 444BG/RR	998	5.13	38.8	9.5	133	1.14	0.58	188	6.2
1214	PM 2167 RR	873	5.30	35.3	10.2	123	1.01	0.53	176	5.0
1287	FM 958LL	797	5.31	36.0	10.4	139	1.19	0.58	200	4.3
1166	PHYTOGEN 72	652	5.27	35.8	9.7	147	1.21	0.61	232	6.9
.	LSD	270	0.49	1.3	0.5	9	0.03	0.03	6	1.0

VARIETY CODE	VARIETY NAME	MICRO- NAIRE (reading)	2.5% S.L. (in.)	UNIFO- MITY (%)	STRE- NGTH (g/tex)	E	COLORIMETER HUNTER'S		MICRO- NAIRE (Reading)	SEED YIELD (lb/ac)	OIL (%)	NITR OGEN (%)
							Rd	b				
1196	STV 4892 BR	5.15	1.10	83.6	29.5	8.2	73.0	6.5	5.25	1974	19.86	3.35
1268	FM 5044RR	4.95	1.10	83.1	30.0	7.7	77.0	6.8	4.95	1941	22.66	3.16
1295	STV 5242BR	4.90	1.10	82.9	28.5	8.2	75.0	7.3	5.00	1959	19.05	3.51
1224	DP 555 R/R	5.15	1.10	82.3	27.5	7.0	77.5	5.8	5.00	1752	15.86	3.72
1255	FM 960B2R	5.00	1.20	83.9	30.0	7.4	76.0	5.2	5.10	1937	22.98	3.29
1292	DP 393	5.20	1.10	83.7	31.0	9.4	74.0	7.7	5.10	1686	19.62	2.99
1269	DP 444BG/RR	4.45	1.10	83.4	28.0	7.9	74.5	6.6	4.30	1570	20.73	3.77
1214	PM 2167 RR	5.15	1.00	82.6	29.5	7.9	74.0	8.0	5.10	1607	21.11	3.95
1287	FM 958LL	4.90	1.20	83.5	30.0	7.2	80.0	5.0	5.00	1417	21.08	3.37
1166	PHYTOGEN 72	4.90	1.20	84.6	31.5	8.4	75.0	7.2	4.80	1166	20.75	3.46
.	LSD	0.26	.	1.4	1.5	0.4	4.0	1.3	0.31	415	1.38	0.56

VARIETY CODE	VARIETY NAME	---GOSSYPOL LEVELS---			-----AREALOMETER DATA-----						
		PLUS (+)	MINUS (-)	TOTAL (%)	A ---(mm2/mm3)---	D	I	M (%)	p (microns)	w (mg/in)	t (microns)
1196	STV 4892 BR	0.88	0.59	1.47	391	20.5	1.57	91	50.20	4.97	3.2
1268	FM 5044RR	0.94	0.48	1.42
1295	STV 5242BR	0.59	0.38	0.97
1224	DP 555 R/R	0.50	0.34	0.83	372	14.3	1.42	96	47.79	4.97	3.5
1255	FM 960B2R	0.58	0.45	1.03	393	20.5	1.56	91	49.88	4.90	3.2
1292	DP 393	0.79	0.61	1.40
1269	DP 444BG/RR	0.70	0.41	1.11
1214	PM 2167 RR	0.72	0.36	1.07	384	17.8	1.50	93	49.02	4.94	3.3
1287	FM 958LL	0.43	0.41	0.84
1166	PHYTOGEN 72	0.56	0.40	0.96	430	14.8	1.43	96	41.68	3.75	3.1
.	LSD	0.09	0.09	0.13	30.7	7.5	0.17	6	6.35	0.77	0.3

INDIVIDUAL LOCATION DATA

STONEVILLE, MS

VARIETY CODE	VARIETY NAME	LINT	BOLL	LINT PERCENT	SEED INDEX	YARN TENACITY (mN/TEX)	DIGITAL FIBROGRAPH		STELOMETER	
		YIELD (lb/acre)	SIZE (g/boll)				2.5% S.L. (inches)	50% S.L. (inches)	T1 (mN/tex)	E1 (%)
1292	DP 393	1737	5.38	40.7	9.9	139	1.21	0.61	203	7.5
1269	DP 444BG/RR	1703	5.06	40.6	9.1	141	1.16	0.57	231	6.7
1295	STV 5242BR	1642	6.34	39.9	11.1	136	1.14	0.57	196	7.5
1268	FM 5044RR	1453	5.99	38.4	10.7	129	1.21	0.58	196	5.8
1196	STV 4892 BR	1387	5.41	40.5	10.4	125	1.15	0.57	199	7.0
1224	DP 555 R/R	1335	4.49	41.5	7.7	132	1.16	0.58	208	6.0
1287	FM 958LL	1293	5.61	38.5	10.7	141	1.21	0.59	204	5.0
1255	FM 960B2R	1207	5.83	38.2	10.5	142	1.20	0.59	228	6.1
1214	PM 2167 RR	1018	5.77	36.0	9.9	127	1.07	0.56	200	6.8
1166	PHYTOGEN 72	1008	5.87	38.8	10.0	145	1.23	0.59	235	6.9
.	LSD	229	0.63	1.1	0.6	8	0.04	0.04	18	0.9

SL-HVI Starlab (Calibrated to USDA SL-HVI Std.)

VARIETY CODE	VARIETY NAME	MICRO-NAIRE (reading)	2.5% S.L. (in.)	UNIFORMITY (%)	STRENGTH (g/tex)	SEED YIELD (lb/ac)	COLORIMETER HUNTER'S		MICRO-NAIRE (Reading)	SEED YIELD (lb/ac)	OIL (%)	NITROGEN (%)
							Rd	b				
1292	DP 393	4.45	1.20	84.8	31.0	9.6	74.0	9.3	4.50	2643	.	.
1269	DP 444BG/RR	3.70	1.20	82.8	29.0	8.3	77.5	9.3	3.75	2465	.	.
1295	STV 5242BR	4.10	1.15	83.8	28.5	8.5	75.0	9.4	4.10	2639	.	.
1268	FM 5044RR	4.20	1.20	83.7	30.0	8.0	74.5	9.1	4.25	2211	.	.
1196	STV 4892 BR	4.55	1.10	83.7	27.5	8.2	73.0	9.8	4.60	2052	.	.
1224	DP 555 R/R	4.50	1.15	81.7	28.0	7.7	78.0	8.7	4.40	2092	.	.
1287	FM 958LL	4.05	1.20	84.2	31.0	7.9	75.0	8.8	4.15	2066	.	.
1255	FM 960B2R	4.05	1.20	83.4	31.0	7.6	76.0	8.9	4.05	2154	.	.
1214	PM 2167 RR	4.35	1.10	81.8	27.5	8.4	73.5	9.5	4.35	1663	.	.
1166	PHYTOGEN 72	4.40	1.25	84.3	32.0	8.3	72.0	9.9	4.40	1860	.	.
.	LSD	0.18	0.09	2.2	2.0	0.6	2.0	0.6	0.21	584	.	.

---GOSSYPOL LEVELS---

-----AREALOMETER DATA-----

VARIETY	VARIETY	PLUS	MINUS	TOTAL	A	D	M	p	w	t
---------	---------	------	-------	-------	---	---	---	---	---	---

CODE	NAME	(+)	(-)	(%)	--- (mm ² /mm ³) ---		I	(%)	(microns)	(mg/in)	(microns)
1292	DP 393
1269	DP 444BG/RR
1295	STV 5242BR
1268	FM 5044RR
1196	STV 4892 BR	.	.	.	436	37.0	1.90	78	54.65	4.85	2.8
1224	DP 555 R/R	.	.	.	438	22.8	1.61	89	46.25	4.09	2.9
1287	FM 958LL
1255	FM 960B2R	.	.	.	470	33.0	1.82	81	48.68	4.01	2.6
1214	PM 2167 RR	.	.	.	446	34.0	1.84	80	51.81	4.49	2.7
1166	PHYTOGEN 72	.	.	.	446	20.5	1.56	91	44.04	3.82	2.8
.	LSD	.	.	.	36.0	9.6	0.19	8	3.19	0.41	0.3

LOCATION=KEISER, AR

INDIVIDUAL LOCATION DATA

VARIETY CODE	VARIETY NAME	LINT	BOLL	LINT PERCENT	SEED INDEX	YARN TENACITY (mN/TEX)	DIGITAL FIBROGRAPH		STELOMETER	
		YIELD (lb/acre)	SIZE (g/boll)				2.5% S.L. (inches)	50% S.L. (inches)	T1 (mN/tex)	E1 (%)
1196	STV 4892 BR	1167	3.53	.	9.8	130	1.14	0.58	212	6.7
1268	FM 5044RR	1116	3.71	.	9.8	133	1.18	0.57	210	6.0
1269	DP 444BG/RR	1111	3.62	.	8.9	143	1.15	0.58	216	7.0
1224	DP 555 R/R	1095	3.21	.	7.6	119	1.13	0.53	207	5.0
1295	STV 5242BR	1094	3.61	.	10.4	127	1.14	0.58	206	7.8
1292	DP 393	1051	3.87	.	9.8	133	1.22	0.60	217	8.5
1287	FM 958LL	975	4.31	.	10.8	148	1.18	0.58	229	5.7
1255	FM 960B2R	878	3.60	.	10.8	148	1.22	0.59	229	5.0
1166	PHYTOGEN 72	801	3.18	.	10.1	155	1.22	0.59	245	7.0
1214	PM 2167 RR	753	2.62	.	9.9	128	1.10	0.58	199	5.3
.	LSD	128	0.28	.	1.0	10	0.05	0.04	8	0.8

SL-HVI Starlab (Calibrated to USDA SL-HVI Std.)

VARIETY CODE	VARIETY NAME	MICRO- NAIRE (reading)	2.5% S.L. (in.)	UNIFO- MITY (%)	STRE- NGTH (g/tex)	E	COLORIMETER HUNTER'S Rd	b	MICRO- NAIRE (Reading)	SEED YIELD (lb/ac)	OIL (%)	NITR OGEN (%)
1196	STV 4892 BR	4.65	1.10	82.7	33.0	9.2	71.0	8.7	4.70	.	17.11	3.32
1268	FM 5044RR	4.40	1.20	82.6	31.5	8.3	74.5	8.5	4.35	.	20.40	3.11
1269	DP 444BG/RR	3.80	1.20	83.8	30.5	8.9	74.0	7.9	3.95	.	21.82	3.18
1224	DP 555 R/R	4.60	1.15	81.1	29.5	7.8	75.5	7.9	4.65	.	13.96	3.43
1295	STV 5242BR	4.55	1.10	81.7	28.5	8.5	74.5	9.1	4.55	.	16.56	3.47
1292	DP 393	4.65	1.20	84.0	32.5	9.7	72.5	8.3	4.60	.	17.84	3.03
1287	FM 958LL	4.70	1.20	84.2	32.0	8.5	74.0	7.8	4.60	.	19.49	3.18
1255	FM 960B2R	4.25	1.20	83.1	34.5	8.1	74.0	7.8	4.25	.	19.96	3.16
1166	PHYTOGEN 72	4.40	1.20	83.4	34.5	9.2	72.0	8.8	4.50	.	20.05	3.23
1214	PM 2167 RR	4.60	1.10	81.9	30.0	8.6	69.0	7.9	4.55	.	20.20	3.36
.	LSD	0.46	0.05	1.6	3.1	0.9	2.3	0.6	0.42	.	1.75	0.50


---GOSSYPOL LEVELS---

-----AREALOMETER DATA-----

VARIETY CODE	VARIETY NAME	PLUS (+)	MINUS (-)	TOTAL (%)	A ---(mm2/mm3)---	D	I	M (%)	p (microns)	w (mg/in)	t (microns)
1196	STV 4892 BR	0.85	0.57	1.41	417	31.8	1.80	82	54.13	5.02	2.9
1268	FM 5044RR	0.86	0.44	1.30
1269	DP 444BG/RR	0.82	0.50	1.32
1224	DP 555 R/R	0.54	0.37	0.91	450	28.0	1.72	85	48.14	4.14	2.7
1295	STV 5242BR	0.60	0.37	0.97
1292	DP 393	0.68	0.55	1.22
1287	FM 958LL	0.44	0.41	0.85
1255	FM 960B2R	0.58	0.42	1.00	464	31.8	1.80	82	48.72	4.07	2.6
1166	PHYTOGEN 72	0.52	0.38	0.90	454	20.5	1.56	91	43.21	3.69	2.8
1214	PM 2167 RR	0.75	0.39	1.14	435	33.0	1.82	81	52.59	4.68	2.8
.	LSD	0.14	0.14	0.21	26.7	9.5	0.21	8	6.47	0.65	0.3



***Thank you for your interest in the ongoing work of the
National Cotton Variety Test Program.***

 Questions or comments to: ekeene@ars.usda.gov

United States Department of Agriculture

**Agricultural Research Service
Mid-South Area
Crop Genetics and Production Research Unit
National Cotton Variety Test Program
P O Box 345
Stoneville, MS 38776
(662) 686-5241
Fax (662) 686-5218**



Other links:

[Crop Genetics and Production Research Unit Home Page](#)

Jamie Whitten Delta States Research Center

**All Internet Versions of the NCVT Publications are accessible through
either the Jamie Whitten Delta States Research Center or the
Crop Genetics and Production Research Unit sites**



2005 National Cotton Variety Test



Crop Genetics & Production Research Unit
P O Box 345
Stoneville, MS 38776

(662) 686-5377 (662) 686-3080
(662) 686-5398 (fax)

National Cotton Variety Tests, 2005
Yield, Boll, Seed, Spinning and Data

2005 EASTERN REGIONAL COTTON VARIETY TEST

EASTERN

VARIETIES COMBINING LOCATIONS

VARIETY CODE	VARIETY NAME	LINT	BOLL	LINT PERCENT	SEED INDEX	YARN	DIGITAL FIBROGRAPH		STELOMETER	
		YIELD (lb/acre)	SIZE (g/boll)			TENACITY (mN/TEX)	2.5% S.L. (inches)	50% S.L. (inches)	T1 (mN/tex)	E1 (%)
1241	DP 444 BR	1260	4.92	43.6	9.5	130	1.15	0.58	200	7.0
1196	STV 4892 BR	1256	4.86	43.4	10.2	112	1.12	0.57	198	6.6
1251	ST 5599BR	1238	5.56	41.9	10.6	125	1.14	0.56	205	5.8
1292	DP 393	1234	4.93	42.5	9.7	125	1.18	0.58	205	7.6
1295	STV 5242BR	1217	5.88	42.5	11.3	119	1.11	0.56	192	7.4
1281	DPL 455BR	1208	4.74	43.2	8.7	115	1.16	0.57	210	6.2
1294	PHY 480WR	1198	4.22	41.6	9.2	118	1.16	0.59	214	8.5
1224	DP 555 R/R	1170	4.63	44.3	8.1	122	1.13	0.55	197	6.0

1293	DP 434R	1161	5.07	43.1	9.6	120	1.20	0.58	193	7.9
1256	FM 960BR	1148	5.52	40.8	10.3	140	1.14	0.57	222	5.7
1255	FM 960B2R	1094	5.38	41.5	11.3	133	1.19	0.58	215	5.0
1287	FM 958LL	1068	5.23	41.8	10.6	135	1.20	0.58	219	5.6
1166	PHYTOGEN 72	1048	4.96	40.5	9.5	140	1.20	0.60	237	7.6
1214	PM 2167 RR	921	5.14	38.8	9.8	121	1.04	0.55	194	6.2
1225	GA 98028	837	4.84	39.8	9.5	137	1.19	0.59	211	4.4
.	LSD	115	0.31	1.2	0.4	13	0.02	0.01	7	0.8

SL-HVI Starlab (Calibrated to USDA SL-HVI Std.)

VARIETY CODE	VARIETY NAME	MICRO-NAIRE (reading)	2.5% S.L. (in.)	UNIFORMITY (%)	STRENGTH (g/tex)	E	COLORIMETER HUNTER'S Rd	b	MICRO-NAIRE (Reading)	SEED YIELD (lb/ac)	OIL (%)	NITROGEN (%)
1241	DP 444 BR	4.03	1.16	83.6	29.1	8.4	68.5	7.9	4.07	1570	20.54	3.60
1196	STV 4892 BR	4.64	1.13	83.7	28.9	8.7	66.6	8.5	4.53	1647	18.09	3.50
1251	ST 5599BR	4.56	1.15	82.8	30.4	8.0	69.4	8.3	4.54	1698	20.46	3.48
1292	DP 393	4.54	1.19	83.9	29.7	8.9	68.8	8.4	4.46	1632	17.94	3.44
1295	STV 5242BR	4.36	1.13	83.3	28.5	8.7	70.2	8.0	4.32	1683	18.21	3.55
1281	DPL 455BR	4.09	1.18	82.6	29.9	8.2	71.0	8.7	4.21	1573	17.01	3.62
1294	PHY 480WR	4.35	1.18	84.4	30.7	9.5	68.2	8.0	4.38	1659	19.80	3.49
1224	DP 555 R/R	4.46	1.16	82.2	28.1	7.8	70.0	7.4	4.34	1488	17.28	3.47
1293	DP 434R	4.11	1.20	84.3	27.3	8.6	69.8	7.6	3.97	1531	17.83	3.49
1256	FM 960BR	4.25	1.13	83.0	31.7	8.1	69.1	7.8	4.29	1638	19.94	3.36
1255	FM 960B2R	4.33	1.21	83.5	30.7	7.5	68.5	7.4	4.25	1509	20.16	3.37
1287	FM 958LL	4.26	1.20	83.7	30.7	7.7	70.8	7.7	4.26	1439	19.59	3.42
1166	PHYTOGEN 72	4.25	1.21	84.3	32.5	8.7	67.6	8.7	4.18	1500	19.33	3.46
1214	PM 2167 RR	4.48	1.08	81.7	28.0	8.6	67.3	8.4	4.43	1373	20.58	3.58
1225	GA 98028	3.90	1.15	82.8	31.0	7.7	74.5	8.0	4.00	1269	19.12	3.38
.	LSD	0.19	0.03	0.7	1.3	0.4	1.8	0.5	0.20	246	1.03	0.14

---GOSSYPOL LEVELS---

-----AREALOMETER DATA-----

VARIETY CODE	VARIETY NAME	PLUS (+)	MINUS (-)	TOTAL (%)	A (mm2/mm3)	D	I	M (%)	p (microns)	w (mg/in)	t (microns)
1241	DP 444 BR	0.77	0.47	1.24
1196	STV 4892 BR	0.85	0.56	1.41	428	35.0	1.85	80	54.34	4.96	2.8
1251	ST 5599BR	0.83	0.46	1.29

2005 National Cotton Variety Test

1292 DP 393	0.72	0.53	1.26
1295 STV 5242BR	0.73	0.44	1.17
1281 DPL 455BR	0.68	0.45	1.14
1294 PHY 480WR	0.79	0.47	1.26
1224 DP 555 R/R	0.63	0.43	1.06	433	28.8	1.73	85	50.03	4.49	2.8	
1293 DP 434R	0.66	0.46	1.11
1256 FM 960BR	0.56	0.40	0.96
1255 FM 960B2R	0.61	0.44	1.05	444	30.5	1.77	83	49.96	4.38	2.8	
1287 FM 958LL	0.51	0.44	0.95
1166 PHYTOGEN 72	0.57	0.41	0.98	450	26.6	1.69	86	47.17	4.08	2.7	
1214 PM 2167 RR	0.76	0.39	1.15	431	33.9	1.83	81	53.36	4.84	2.8	
1225 GA 98028	0.53	0.37	0.89	483	31.5	1.79	82	46.56	3.73	2.5	
. LSD	0.08	0.05	0.12	17.6	5.0	0.10	4	1.19	0.19	0.2	

INDIVIDUAL COMPONENT DATA

BOLL SIZE, GRAM PER BOLL

STV 5242BR	5.88
ST 5599BR	5.56
FM 960BR	5.52
FM 960B2R	5.38
FM 958LL	5.23
PM 2167 RR	5.14
DP 434R	5.07
PHYTOGEN 72	4.96
DP 393	4.93
DP 444 BR	4.92
STV 4892 BR	4.86
GA 98028	4.84
DPL 455BR	4.74
DP 555 R/R	4.63
PHY 480WR	4.22
LSD	0.31

LINT PERCENT

DP 555 R/R	44.3
DP 444 BR	43.6
STV 4892 BR	43.4
DPL 455BR	43.2
DP 434R	43.1
STV 5242BR	42.5
DP 393	42.5
ST 5599BR	41.9
FM 958LL	41.8
PHY 480WR	41.6
FM 960B2R	41.5
FM 960BR	40.8
PHYTOGEN 72	40.5
GA 98028	39.8
PM 2167 RR	38.8
LSD	1.2

SEED INDEX

STV 5242BR	11.3
FM 960B2R	11.3
FM 958LL	10.6
ST 5599BR	10.6
FM 960BR	10.3
STV 4892 BR	10.2
PM 2167 RR	9.8
DP 393	9.7
DP 434R	9.6
DP 444 BR	9.5
GA 98028	9.5
PHYTOGEN 72	9.5
PHY 480WR	9.2
DPL 455BR	8.7
DP 555 R/R	8.1
LSD	0.4

2.5% S.L. (INCHES)		UR (PERCENT)		STRENGTH (G/TEX)	
FM 960B2R	1.21	PHY 480WR	84.4	PHYTOGEN 72	32.5
PHYTOGEN 72	1.21	PHYTOGEN 72	84.3	FM 960BR	31.7
DP 434R	1.20	DP 434R	84.3	GA 98028	31.0
FM 958LL	1.20	DP 393	83.9	FM 958LL	30.7
DP 393	1.19	STV 4892 BR	83.7	FM 960B2R	30.7
DPL 455BR	1.18	FM 958LL	83.7	PHY 480WR	30.7
PHY 480WR	1.18	DP 444 BR	83.6	ST 5599BR	30.4
DP 444 BR	1.16	FM 960B2R	83.5	DPL 455BR	29.9
DP 555 R/R	1.16	STV 5242BR	83.3	DP 393	29.7
ST 5599BR	1.15	FM 960BR	83.0	DP 444 BR	29.1
GA 98028	1.15	ST 5599BR	82.8	STV 4892 BR	28.9
STV 4892 BR	1.13	GA 98028	82.8	STV 5242BR	28.5
STV 5242BR	1.13	DPL 455BR	82.6	DP 555 R/R	28.1
FM 960BR	1.13	DP 555 R/R	82.2	PM 2167 RR	28.0
PM 2167 RR	1.08	PM 2167 RR	81.7	DP 434R	27.3
LSD	0.03	LSD	0.7	LSD	1.3

E		MICRONAIRE (SL-HVI)		COLORIMETER - Rd	
PHY 480WR	9.5	ST 5599BR	4.54	GA 98028	74.5
DP 393	8.9	STV 4892 BR	4.53	DPL 455BR	71.0
STV 5242BR	8.7	DP 393	4.46	FM 958LL	70.8
PHYTOGEN 72	8.7	PM 2167 RR	4.43	STV 5242BR	70.2
STV 4892 BR	8.7	PHY 480WR	4.38	DP 555 R/R	70.0
PM 2167 RR	8.6	DP 555 R/R	4.34	DP 434R	69.8
DP 434R	8.6	STV 5242BR	4.32	ST 5599BR	69.4
DP 444 BR	8.4	FM 960BR	4.29	FM 960BR	69.1
DPL 455BR	8.2	FM 958LL	4.26	DP 393	68.8
FM 960BR	8.1	FM 960B2R	4.25	FM 960B2R	68.5
ST 5599BR	8.0	DPL 455BR	4.21	DP 444 BR	68.5
DP 555 R/R	7.8	PHYTOGEN 72	4.18	PHY 480WR	68.2
FM 958LL	7.7	DP 444 BR	4.07	PHYTOGEN 72	67.6
GA 98028	7.7	GA 98028	4.00	PM 2167 RR	67.3
FM 960B2R	7.5	DP 434R	3.97	STV 4892 BR	66.6

LSD	0.4	LSD	0.20	LSD	1.8
-----		-----		-----	
COLORIMETER - b		MICRONAIRE		STELOMETER - E1	
-----		-----		-----	
PHYTOGEN 72	8.7	STV 4892 BR	4.64	PHY 480WR	8.5
DPL 455BR	8.7	ST 5599BR	4.56	DP 434R	7.9
STV 4892 BR	8.5	DP 393	4.54	PHYTOGEN 72	7.6
DP 393	8.4	PM 2167 RR	4.48	DP 393	7.6
PM 2167 RR	8.4	DP 555 R/R	4.46	STV 5242BR	7.4
ST 5599BR	8.3	STV 5242BR	4.36	DP 444 BR	7.0
STV 5242BR	8.0	PHY 480WR	4.35	STV 4892 BR	6.6
PHY 480WR	8.0	FM 960B2R	4.33	DPL 455BR	6.2
GA 98028	8.0	FM 958LL	4.26	PM 2167 RR	6.2
DP 444 BR	7.9	FM 960BR	4.25	DP 555 R/R	6.0
FM 960BR	7.8	PHYTOGEN 72	4.25	ST 5599BR	5.8
FM 958LL	7.7	DP 434R	4.11	FM 960BR	5.7
DP 434R	7.6	DPL 455BR	4.09	FM 958LL	5.6
FM 960B2R	7.4	DP 444 BR	4.03	FM 960B2R	5.0
DP 555 R/R	7.4	GA 98028	3.90	GA 98028	4.4
LSD	0.5	LSD	0.19	LSD	0.8

-----		-----		-----	
STELOMETER - T1		FIBROGRAPH--50% S.L.		FIBROGRAPH--2.5% S.L.	
-----		-----		-----	
PHYTOGEN 72	237	PHYTOGEN 72	0.60	PHYTOGEN 72	1.20
FM 960BR	222	PHY 480WR	0.59	DP 434R	1.20
FM 958LL	219	GA 98028	0.59	FM 958LL	1.20
FM 960B2R	215	DP 393	0.58	FM 960B2R	1.19
PHY 480WR	214	FM 958LL	0.58	GA 98028	1.19
GA 98028	211	DP 444 BR	0.58	DP 393	1.18
DPL 455BR	210	DP 434R	0.58	DPL 455BR	1.16
DP 393	205	FM 960B2R	0.58	PHY 480WR	1.16
ST 5599BR	205	FM 960BR	0.57	DP 444 BR	1.15
DP 444 BR	200	DPL 455BR	0.57	ST 5599BR	1.14
STV 4892 BR	198	STV 4892 BR	0.57	FM 960BR	1.14
DP 555 R/R	197	STV 5242BR	0.56	DP 555 R/R	1.13
PM 2167 RR	194	ST 5599BR	0.56	STV 4892 BR	1.12

DP 434R	193
STV 5242BR	192
LSD	7

DP 555 R/R	0.55
PM 2167 RR	0.55
LSD	0.01

STV 5242BR	1.11
PM 2167 RR	1.04
LSD	0.02

 YARN TENACITY

PHYTOGEN 72	140
FM 960BR	140
GA 98028	137
FM 958LL	135
FM 960B2R	133
DP 444 BR	130
DP 393	125
ST 5599BR	125
DP 555 R/R	122
PM 2167 RR	121
DP 434R	120
STV 5242BR	119
PHY 480WR	118
DPL 455BR	115
STV 4892 BR	112
LSD	13

 AREALOMETER - A (mm2/mm3)

GA 98028	483
PHYTOGEN 72	450
FM 960B2R	444
DP 555 R/R	433
PM 2167 RR	431
STV 4892 BR	428
FM 960BR	.
FM 958LL	.
DP 444 BR	.
DP 393	.
ST 5599BR	.
DP 434R	.
STV 5242BR	.
PHY 480WR	.
DPL 455BR	.
LSD	17.6

 AREALOMETER - D (mm2/mm3)

STV 4892 BR	35.0
PM 2167 RR	33.9
GA 98028	31.5
FM 960B2R	30.5
DP 555 R/R	28.8
PHYTOGEN 72	26.6
FM 960BR	.
FM 958LL	.
DP 444 BR	.
DP 393	.
ST 5599BR	.
DP 434R	.
STV 5242BR	.
PHY 480WR	.
DPL 455BR	.
LSD	5.0

 AREALOMETER - I

STV 4892 BR	1.85
PM 2167 RR	1.83
GA 98028	1.79
FM 960B2R	1.77
DP 555 R/R	1.73
PHYTOGEN 72	1.69
FM 960BR	.
FM 958LL	.
DP 444 BR	.
DP 393	.
ST 5599BR	.

 AREALOMETER - M (PERCENT)

PHYTOGEN 72	86
DP 555 R/R	85
FM 960B2R	83
GA 98028	82
PM 2167 RR	81
STV 4892 BR	80
FM 960BR	.
FM 958LL	.
DP 444 BR	.
DP 393	.
ST 5599BR	.

 AREALOMETER - p (Microns)

STV 4892 BR	54.34
PM 2167 RR	53.36
DP 555 R/R	50.03
FM 960B2R	49.96
PHYTOGEN 72	47.17
GA 98028	46.56
FM 960BR	.
FM 958LL	.
DP 444 BR	.
DP 393	.
ST 5599BR	.

DP 434R	.
STV 5242BR	.
PHY 480WR	.
DPL 455BR	.
LSD	0.10

DP 434R	.
STV 5242BR	.
PHY 480WR	.
DPL 455BR	.
LSD	4

DP 434R	.
STV 5242BR	.
PHY 480WR	.
DPL 455BR	.
LSD	1.19

AREALOMETER - w (MG/INCH)

STV 4892 BR	4.96
PM 2167 RR	4.84
DP 555 R/R	4.49
FM 960B2R	4.38
PHYTOGEN 72	4.08
GA 98028	3.73
FM 960BR	.
FM 958LL	.
DP 444 BR	.
DP 393	.
ST 5599BR	.
DP 434R	.
STV 5242BR	.
PHY 480WR	.
DPL 455BR	.
LSD	0.19

AREALOMETER - t (MICRONS)

DP 555 R/R	2.8
PM 2167 RR	2.8
STV 4892 BR	2.8
FM 960B2R	2.8
PHYTOGEN 72	2.7
GA 98028	2.5
FM 960BR	.
FM 958LL	.
DP 444 BR	.
DP 393	.
ST 5599BR	.
DP 434R	.
STV 5242BR	.
PHY 480WR	.
DPL 455BR	.
LSD	0.2

SEED YIELD (LB/ACRE)

ST 5599BR	1698
STV 5242BR	1683
PHY 480WR	1659
STV 4892 BR	1647
FM 960BR	1638
DP 393	1632
DPL 455BR	1573
DP 444 BR	1570
DP 434R	1531
FM 960B2R	1509
PHYTOGEN 72	1500
DP 555 R/R	1488
FM 958LL	1439
PM 2167 RR	1373
GA 98028	1269
LSD	246

OIL (PERCENT)

PM 2167 RR	20.58
DP 444 BR	20.54
ST 5599BR	20.46
FM 960B2R	20.16
FM 960BR	19.94
PHY 480WR	19.80
FM 958LL	19.59
PHYTOGEN 72	19.33
GA 98028	19.12

NITROGEN (PERCENT)

DPL 455BR	3.62
DP 444 BR	3.60
PM 2167 RR	3.58
STV 5242BR	3.55
STV 4892 BR	3.50
PHY 480WR	3.49
DP 434R	3.49
ST 5599BR	3.48
DP 555 R/R	3.47

PLUS GOSSYPOL

STV 4892 BR	0.85
ST 5599BR	0.83
PHY 480WR	0.79
DP 444 BR	0.77
PM 2167 RR	0.76
STV 5242BR	0.73
DP 393	0.72
DPL 455BR	0.68
DP 434R	0.66

STV 5242BR	18.21	PHYTOGEN 72	3.46	DP 555 R/R	0.63
STV 4892 BR	18.09	DP 393	3.44	FM 960B2R	0.61
DP 393	17.94	FM 958LL	3.42	PHYTOGEN 72	0.57
DP 434R	17.83	GA 98028	3.38	FM 960BR	0.56
DP 555 R/R	17.28	FM 960B2R	3.37	GA 98028	0.53
DPL 455BR	17.01	FM 960BR	3.36	FM 958LL	0.51
LSD	1.03	LSD	0.14	LSD	0.08

 MINUS GOSSYPOL

STV 4892 BR	0.56
DP 393	0.53
DP 444 BR	0.47
PHY 480WR	0.47
ST 5599BR	0.46
DP 434R	0.46
DPL 455BR	0.45
FM 960B2R	0.44
FM 958LL	0.44
STV 5242BR	0.44
DP 555 R/R	0.43
PHYTOGEN 72	0.41
FM 960BR	0.40
PM 2167 RR	0.39
GA 98028	0.37
LSD	0.05

 TOTAL GOSSYPOL (PERCENT)

STV 4892 BR	1.41
ST 5599BR	1.29
PHY 480WR	1.26
DP 393	1.26
DP 444 BR	1.24
STV 5242BR	1.17
PM 2167 RR	1.15
DPL 455BR	1.14
DP 434R	1.11
DP 555 R/R	1.06
FM 960B2R	1.05
PHYTOGEN 72	0.98
FM 960BR	0.96
FM 958LL	0.95
GA 98028	0.89
LSD	0.12

LOCATIONS COMBINING VARIETIES

LINT	BOLL	YARN			DIGITAL FIBROGRAPH		STELOMETER	
YIELD	SIZE	LINT	SEED	TENACITY	2.5% S.L.	50% S.L.	T1	E1

LOCATION	(lb/acre)	(g/boll)	PERCENT	INDEX	(mN/TEX)	(inches)	(inches)	(mN/tex)	(%)
AUBURN, AL	1565	5.24	41.6	9.5	130	1.17	0.59	205	7.0
JACKSON, TN	1470	.	.	.	131	1.19	0.59	221	6.8
SUFFOLK, VA	1376	.	.	.	117	1.16	0.55	189	7.3
STARKVILLE, MS	956	4.78	.	10.0	125	1.14	0.54	209	6.6
ROCKY MOUNT, NC	929	5.18	43.5	.	119	1.10	0.59	201	5.9
BELLE MINA, AL	901	4.56	41.1	9.2	122	1.14	0.57	199	6.2
FLORENCE, SC	897	5.58	.	10.8	134	1.18	0.58	226	6.6

SL-HVI Starlab (Calibrated to USDA SL-HVI Std.)

LOCATION	MICRO- NAIRE (reading)	2.5% S.L. (in.)	UNIFO- MITY (%)	STRE- NGTH (g/tex)	E	COLORIMETER HUNTER'S Rd	b	MICRO- NAIRE (Reading)	SEED YIELD (lb/ac)	OIL (%)	NITR OGEN (%)
AUBURN, AL	4.34	1.17	83.2	29.0	8.4	74.4	8.4	4.55	2189	20.38	3.13
JACKSON, TN	3.81	1.17	82.8	31.0	8.4	65.6	7.1	3.81	.	18.21	3.37
SUFFOLK, VA	4.18	1.16	83.6	27.6	8.4	63.2	7.4	4.09	.	19.34	3.48
STARKVILLE, MS	4.41	1.17	83.5	29.4	8.1	65.9	8.1	4.27	.	19.12	3.42
ROCKY MOUNT, NC	5.06	1.11	82.9	32.3	8.8	72.9	8.2	5.14	1205	18.71	4.11
BELLE MINA, AL	3.85	1.14	82.3	28.6	8.1	73.1	8.4	4.01	1290	18.31	3.47
FLORENCE, SC	4.67	1.20	85.0	31.8	8.7	70.5	8.8	4.64	.	19.24	3.44

---GOSSYPOL LEVELS---

-----AREALOMETER DATA-----

LOCATION	PLUS (+)	MINUS (-)	TOTAL (%)	A ---(mm2/mm3)---	D	I	M (%)	p (microns)	w (mg/in)	t (microns)
AUBURN, AL	0.75	0.49	1.24	433	28.5	1.73	84	50.23	4.51	2.8
JACKSON, TN	0.74	0.49	1.23	493	42.9	2.00	74	51.03	4.02	2.4
SUFFOLK, VA	0.76	0.54	1.30	449	36.1	1.88	79	52.59	4.55	2.7
STARKVILLE, MS	0.69	0.44	1.13	434	29.0	1.74	84	50.29	4.50	2.8
ROCKY MOUNT, NC	0.54	0.35	0.89	378	19.7	1.54	92	51.36	5.27	3.3
BELLE MINA, AL	0.59	0.37	0.96	467	34.0	1.83	81	49.27	4.09	2.6
FLORENCE, SC	0.74	0.49	1.23	415	27.0	1.69	86	51.34	4.79	2.9

INDIVIDUAL LOCATION DATA

JACKSON, TN

VARIETY CODE	VARIETY NAME	LINT	BOLL	LINT PERCENT	SEED INDEX	YARN	DIGITAL FIBROGRAPH		STELOMETER	
		YIELD (lb/acre)	SIZE (g/boll)			TENACITY (mN/TEX)	2.5% S.L. (inches)	50% S.L. (inches)	T1 (mN/tex)	E1 (%)
1294	PHY 480WR	1670	.	.	.	133	1.19	0.60	229	8.6
1241	DP 444 BR	1667	.	.	.	138	1.18	0.59	214	6.4
1251	ST 5599BR	1624	.	.	.	131	1.19	0.59	216	5.8
1196	STV 4892 BR	1615	.	.	.	127	1.15	0.57	208	6.8
1281	DPL 455BR	1551	.	.	.	77	1.20	0.59	226	6.0
1166	PHYTOGEN 72	1529	.	.	.	147	1.26	0.62	250	7.7
1255	FM 960B2R	1501	.	.	.	139	1.21	0.60	222	5.3
1292	DP 393	1480	.	.	.	133	1.21	0.60	229	8.2
1295	STV 5242BR	1405	.	.	.	131	1.16	0.60	201	7.2
1224	DP 555 R/R	1377	.	.	.	131	1.22	0.58	213	7.3
1287	FM 958LL	1366	.	.	.	139	1.22	0.59	229	5.2
1256	FM 960BR	1345	.	.	.	147	1.17	0.59	238	5.0
1293	DP 434R	1261	.	.	.	131	1.23	0.58	216	8.8
1214	PM 2167 RR	1187	.	.	.	129	1.07	0.56	203	6.7
.	LSD	273	.	.	.	52	0.03	0.03	11	0.8

SL-HVI Starlab (Calibrated to USDA SL-HVI Std.)

VARIETY CODE	VARIETY NAME	MICRO-	2.5%	UNIFO-	STRE-	E	COLORIMETER		MICRO-	SEED	OIL (%)	NITR OGEN (%)
		NAIRE (reading)	S.L. (in.)	MITY (%)	NGTH (g/tex)		HUNTER'S Rd	b (Reading)	NAIRE (Reading)	YIELD (lb/ac)		
1294	PHY 480WR	3.85	1.20	84.5	33.0	9.8	64.0	6.8	3.85	.	18.13	3.41
1241	DP 444 BR	3.55	1.15	82.5	30.0	8.3	65.5	6.8	3.60	.	18.85	3.70
1251	ST 5599BR	4.20	1.15	83.1	31.5	8.3	63.5	7.3	4.15	.	21.22	2.94
1196	STV 4892 BR	4.10	1.15	83.3	30.0	8.7	65.0	6.9	4.10	.	17.35	3.14
1281	DPL 455BR	3.45	1.20	82.0	32.0	8.0	68.0	8.2	3.60	.	15.02	3.66
1166	PHYTOGEN 72	4.05	1.20	84.3	34.0	8.8	62.5	7.6	4.00	.	19.94	3.46

2005 National Cotton Variety Test

1255	FM 960B2R	3.80	1.20	82.0	32.0	7.7	65.0	6.4	3.85	.	20.20	3.18
1292	DP 393	4.15	1.15	83.2	31.0	9.4	66.0	7.8	4.10	.	16.58	3.39
1295	STV 5242BR	3.70	1.15	83.2	29.0	8.3	68.5	6.8	3.55	.	16.71	3.20
1224	DP 555 R/R	3.85	1.20	83.0	29.5	8.3	66.5	7.5	3.80	.	16.73	3.31
1287	FM 958LL	3.80	1.20	82.4	32.5	7.9	67.5	7.1	3.80	.	17.95	3.42
1256	FM 960BR	3.40	1.10	82.3	32.0	7.9	67.0	6.6	3.50	.	19.28	3.35
1293	DP 434R	3.35	1.20	83.1	27.5	8.3	67.0	6.7	3.35	.	16.54	3.46
1214	PM 2167 RR	4.05	1.10	80.9	29.5	8.5	62.5	7.6	4.10	.	20.53	3.53
.	LSD	0.17	0.09	1.3	2.2	0.8	3.2	0.4	0.40	.	2.93	0.50

VARIETY CODE	VARIETY NAME	---GOSSYPOL LEVELS---			-----AREALOMETER DATA-----						
		PLUS (+)	MINUS (-)	TOTAL (%)	A ---(mm2/mm3)---	D	I	M (%)	p (microns)	w (mg/in)	t (microns)
1294	PHY 480WR	0.84	0.50	1.34
1241	DP 444 BR	0.82	0.50	1.32
1251	ST 5599BR	1.00	0.57	1.57
1196	STV 4892 BR	0.98	0.64	1.62	489	50.0	2.13	69	54.62	4.34	2.4
1281	DPL 455BR	0.63	0.42	1.05
1166	PHYTOGEN 72	0.65	0.47	1.12	488	31.5	1.79	82	46.23	3.68	2.5
1255	FM 960B2R	0.67	0.47	1.14	507	42.0	1.99	75	49.23	3.76	2.4
1292	DP 393	0.78	0.58	1.36
1295	STV 5242BR	0.78	0.47	1.25
1224	DP 555 R/R	0.72	0.55	1.27	496	44.3	2.03	73	51.37	4.01	2.4
1287	FM 958LL	0.47	0.44	0.90
1256	FM 960BR	0.58	0.43	1.01
1293	DP 434R	0.68	0.47	1.15
1214	PM 2167 RR	0.80	0.40	1.20	485	46.8	2.07	72	53.73	4.31	2.5
.	LSD	0.12	0.12	0.20	58.7	9.1	0.16	7	4.99	0.83	0.3

INDIVIDUAL LOCATION DATA
AUBURN, AL

VARIETY CODE	VARIETY NAME	LINT YIELD (lb/acre)	BOLL SIZE (g/boll)	LINT PERCENT	SEED INDEX	YARN TENACITY (mN/TEX)	DIGITAL 2.5% S.L. (inches)	FIBROGRAPH 50% S.L. (inches)	STELOMETER T1 (mN/tex)	E1 (%)
1251	ST 5599BR	1769	5.84	40.5	10.2	132	1.19	0.60	208	4.7
1292	DP 393	1743	5.18	43.0	9.3	129	1.19	0.61	194	9.4
1295	STV 5242BR	1719	6.25	42.5	11.0	119	1.11	0.58	193	8.0
1196	STV 4892 BR	1693	5.17	42.0	9.9	125	1.12	0.58	190	7.3
1224	DP 555 R/R	1665	4.59	43.8	7.7	125	1.16	0.58	194	6.0
1293	DP 434R	1653	5.04	43.0	9.4	122	1.24	0.62	182	7.9
1241	DP 444 BR	1648	4.96	43.5	9.0	130	1.16	0.59	191	7.6
1294	PHY 480WR	1622	4.46	41.4	8.9	127	1.17	0.61	208	8.5
1256	FM 960BR	1530	5.47	40.8	9.9	143	1.14	0.58	225	5.9
1166	PHYTOGEN 72	1525	5.15	40.7	9.2	138	1.21	0.63	230	8.0
1281	DPL 455BR	1513	4.62	42.5	8.2	140	1.19	0.58	220	7.1
1287	FM 958LL	1411	5.91	41.0	10.2	138	1.24	0.61	226	5.9
1255	FM 960B2R	1329	5.39	40.0	10.7	136	1.21	0.61	207	5.1
1214	PM 2167 RR	1091	5.33	38.0	9.6	124	1.06	0.57	206	7.3
.	LSD	164	0.51	1.2	0.7	10	0.04	0.04	16	1.5

SL-HVI Starlab (Calibrated to USDA SL-HVI Std.)

VARIETY CODE	VARIETY NAME	MICRO-NAIRE (reading)	2.5% S.L. (in.)	UNIFO-MITY (%)	STRE-NGTH (g/tex)	SEED YIELD (lb/ac)	COLORIMETER HUNTER'S Rd	MICRO-NAIRE (Reading)	SEED YIELD (lb/ac)	OIL (%)	NITR OGEN (%)	
1251	ST 5599BR	4.25	1.20	82.7	31.0	8.3	75.0	9.0	4.65	2602	21.37	3.23
1292	DP 393	4.50	1.20	83.7	29.0	8.9	74.0	9.0	4.70	2311	18.63	2.89
1295	STV 5242BR	4.40	1.10	82.9	26.0	8.7	75.0	8.3	4.60	2326	19.44	3.28
1196	STV 4892 BR	4.75	1.10	83.6	28.5	9.2	72.5	8.9	5.00	2338	19.57	3.05
1224	DP 555 R/R	4.65	1.20	81.7	27.0	8.2	75.0	7.8	4.70	2140	18.42	3.05
1293	DP 434R	4.20	1.20	84.5	26.5	8.4	74.5	7.6	4.35	2189	17.98	3.24
1241	DP 444 BR	3.95	1.15	82.9	27.5	8.3	72.5	8.2	4.10	2142	21.88	3.16
1294	PHY 480WR	4.43	1.20	84.3	30.3	9.5	73.7	8.5	4.77	2295	21.39	3.12
1256	FM 960BR	4.50	1.10	82.5	32.0	8.2	75.5	8.4	4.80	2227	21.54	3.17
1166	PHYTOGEN 72	4.10	1.20	84.1	30.0	8.3	73.0	8.9	4.40	2221	20.90	3.16
1281	DPL 455BR	4.30	1.20	82.7	29.0	8.0	75.0	8.9	4.40	2049	18.93	3.14
1287	FM 958LL	4.15	1.20	83.7	29.5	7.7	76.0	8.0	4.30	2031	22.02	3.00
1255	FM 960B2R	4.25	1.20	83.8	31.0	7.8	75.0	8.4	4.45	1993	21.57	3.13
1214	PM 2167 RR	4.35	1.10	81.8	28.0	8.6	75.0	8.3	4.55	1778	21.68	3.16

. LSD		0.38	0.05	1.6	2.3	0.9	2.5	1.0	0.50	226	1.12	0.29
VARIETY CODE	VARIETY NAME	---GOSSYPOL LEVELS---			-----AREALOMETER DATA-----							
		PLUS (+)	MINUS (-)	TOTAL (%)	A ---(mm2/mm3)---	D	I	M (%)	p (microns)	w (mg/in)	t (microns)	
1251	ST 5599BR	0.90	0.51	1.41
1292	DP 393	0.82	0.64	1.45
1295	STV 5242BR	0.79	0.49	1.27
1196	STV 4892 BR	1.03	0.67	1.70	398	24.3	1.65	88	51.94	5.06	3.1	
1224	DP 555 R/R	0.61	0.43	1.04	429	27.3	1.71	86	49.94	4.50	2.8	
1293	DP 434R	0.70	0.50	1.20
1241	DP 444 BR	0.88	0.53	1.41
1294	PHY 480WR	0.93	0.55	1.48
1256	FM 960BR	0.57	0.39	0.96
1166	PHYTOGEN 72	0.63	0.44	1.07	459	25.5	1.67	87	45.69	3.85	2.7	
1281	DPL 455BR	0.71	0.48	1.18
1287	FM 958LL	0.50	0.47	0.97
1255	FM 960B2R	0.61	0.43	1.04	436	29.0	1.74	84	50.25	4.47	2.8	
1214	PM 2167 RR	0.82	0.42	1.24	442	36.3	1.88	79	53.34	4.68	2.7	
.	LSD	0.08	0.08	0.14	83.9	21.6	0.41	15	6.70	1.25	0.7	

INDIVIDUAL LOCATION DATA
FLORENCE, SC

VARIETY CODE	VARIETY NAME	LINT	BOLL	LINT PERCENT	SEED INDEX	YARN	DIGITAL FIBROGRAPH		STELOMETER	
		YIELD (lb/acre)	SIZE (g/boll)			TENACITY (mN/TEX)	2.5% S.L. (inches)	50% S.L. (inches)	T1 (mN/tex)	E1 (%)
1293	DP 434R	1036	5.73	.	10.3	125	1.21	0.58	207	7.2
1196	STV 4892 BR	1013	5.50	.	11.2	123	1.16	0.57	217	7.2
1292	DP 393	1009	5.48	.	10.9	133	1.23	0.62	231	7.7

1241	DP 444 BR	985	5.45	.	10.2	134	1.17	0.60	220	6.7
1281	DPL 455BR	936	5.05	.	9.6	140	1.21	0.58	225	6.2
1256	FM 960BR	928	6.18	.	11.3	146	1.17	0.58	244	4.9
1295	STV 5242BR	922	6.38	.	12.3	126	1.13	0.58	215	7.9
1224	DP 555 R/R	921	5.12	.	9.2	130	1.15	0.54	222	5.7
1287	FM 958LL	875	6.01	.	11.5	139	1.20	0.59	232	5.6
1166	PHYTOGEN 72	861	5.64	.	10.4	141	1.22	0.60	250	7.2
1255	FM 960B2R	854	5.57	.	12.3	144	1.25	0.59	246	5.1
1294	PHY 480WR	788	4.55	.	10.0	132	1.19	0.60	221	8.1
1251	ST 5599BR	726	6.17	.	11.8	138	1.17	0.56	229	6.4
1214	PM 2167 RR	699	5.34	.	9.9	123	1.04	0.54	208	6.9
.	LSD	190	0.41	.	1.1	6	0.05	0.03	14	0.8

SL-HVI Starlab (Calibrated to USDA SL-HVI Std.)

VARIETY CODE	VARIETY NAME	MICRO-NAIRE (reading)	2.5% S.L. (in.)	UNIFO-MITY (%)	STRE-NGTH (g/tex)	E	COLORIMETER HUNTER'S Rd	b	MICRO-NAIRE (Reading)	SEED YIELD (lb/ac)	OIL (%)	NITR OGEN (%)
1293	DP 434R	4.65	1.20	85.6	31.0	9.5	73.5	8.9	4.65	.	18.33	3.38
1196	STV 4892 BR	4.90	1.20	85.3	31.5	9.5	67.5	9.1	5.00	.	17.66	3.43
1292	DP 393	5.00	1.25	86.6	32.5	9.5	70.0	9.4	4.90	.	18.21	3.34
1241	DP 444 BR	4.30	1.20	85.0	29.0	9.0	71.0	8.9	4.15	.	20.21	3.41
1281	DPL 455BR	4.35	1.20	84.7	32.0	8.5	73.5	9.5	4.35	.	16.68	3.61
1256	FM 960BR	4.55	1.20	84.7	33.5	8.0	70.5	8.1	4.50	.	19.68	3.29
1295	STV 5242BR	4.75	1.20	84.8	31.0	9.0	69.5	9.1	4.70	.	19.01	3.59
1224	DP 555 R/R	4.55	1.20	84.2	30.0	8.0	68.0	7.7	4.55	.	17.77	3.49
1287	FM 958LL	4.95	1.20	84.9	31.5	7.0	74.0	8.4	4.85	.	20.26	3.49
1166	PHYTOGEN 72	4.50	1.25	85.6	33.5	9.0	68.5	9.1	4.50	.	19.78	3.45
1255	FM 960B2R	4.65	1.25	85.2	33.0	7.5	70.0	8.1	4.75	.	19.88	3.19
1294	PHY 480WR	4.85	1.20	86.4	34.0	10.0	72.0	9.1	4.60	.	20.36	3.53
1251	ST 5599BR	4.70	1.20	84.6	33.0	8.0	68.0	9.0	4.75	.	20.42	3.56
1214	PM 2167 RR	4.65	1.10	82.6	29.0	9.0	70.5	8.9	4.75	.	21.13	3.46
.	LSD	0.43	0.07	1.4	2.1	0.9	5.0	1.1	0.42	.	1.41	0.24

---GOSSYPOL LEVELS---

-----AREALOMETER DATA-----

VARIETY CODE	VARIETY NAME	PLUS (+)	MINUS (-)	TOTAL (%)	A	D	M	p	w	t	
					---(mm2/mm3)---		I	(%)	(microns)	(mg/in)	(microns)

2005 National Cotton Variety Test

1293	DP 434R	0.72	0.52	1.24
1196	STV 4892 BR	0.86	0.58	1.44	416	34.8	1.86	80	56.04	5.22	2.9
1292	DP 393	0.79	0.63	1.42
1241	DP 444 BR	0.87	0.53	1.39
1281	DPL 455BR	0.68	0.46	1.14
1256	FM 960BR	0.64	0.46	1.09
1295	STV 5242BR	0.76	0.47	1.23
1224	DP 555 R/R	0.70	0.48	1.17	418	27.5	1.71	86	51.03	4.71	2.9
1287	FM 958LL	0.53	0.50	1.03
1166	PHYTOGEN 72	0.63	0.44	1.07	430	22.0	1.59	90	46.45	4.17	2.9
1255	FM 960B2R	0.67	0.49	1.16	400	20.5	1.56	91	49.08	4.75	3.1
1294	PHY 480WR	0.85	0.51	1.36
1251	ST 5599BR	0.81	0.45	1.26
1214	PM 2167 RR	0.86	0.44	1.30	409	30.0	1.76	83	54.10	5.11	3.0
.	LSD	0.05	0.05	0.09	41.0	23.2	0.48	18	9.73	0.45	0.5

INDIVIDUAL LOCATION DATA

ROCKY MOUNT, NC

VARIETY CODE	VARIETY NAME	LINT	BOLL	LINT PERCENT	SEED INDEX	YARN TENACITY (mN/TEX)	DIGITAL FIBROGRAPH		STELOMETER	
		YIELD (lb/acre)	SIZE (g/boll)				2.5% S.L. (inches)	50% S.L. (inches)	T1 (mN/tex)	E1 (%)
1292	DP 393	1159	5.30	43.9	.	128	1.16	0.60	207	7.9
1281	DPL 455BR	1106	4.90	44.2	.	66	1.12	0.59	203	5.8
1196	STV 4892 BR	1085	4.70	46.0	.	114	1.09	0.60	200	6.3
1295	STV 5242BR	1068	5.50	44.1	.	114	1.04	0.55	185	5.9
1294	PHY 480WR	995	4.00	42.2	.	127	1.12	0.62	202	8.4
1224	DP 555 R/R	966	5.10	45.5	.	117	1.08	0.56	198	5.7
1241	DP 444 BR	882	5.30	44.6	.	125	1.11	0.59	193	5.9
1251	ST 5599BR	879	5.50	43.8	.	117	1.08	0.57	198	5.0
1293	DP 434R	869	5.50	44.6	.	117	1.15	0.61	183	6.5
1214	PM 2167 RR	823	5.30	40.9	.	117	1.00	0.55	184	5.4
1256	FM 960BR	818	6.00	41.5	.	135	1.11	0.59	211	3.7

1166	PHYTOGEN 72	802	5.00	41.0	.	140	1.16	0.63	235	7.3
1255	FM 960B2R	774	5.50	43.0	.	124	1.11	0.57	214	4.0
1287	FM 958LL	774	4.90	43.0	.	131	1.14	0.59	208	5.5
.	LSD	171	.	.	.	45	0.06	0.05	15	1.0

SL-HVI Starlab (Calibrated to USDA SL-HVI Std.)

VARIETY CODE	VARIETY NAME	MICRO-NAIRE (reading)	2.5% S.L. (in.)	UNIFORMITY (%)	STRENGTH (g/tex)	E	COLORIMETER HUNTER'S Rd	b	MICRO-NAIRE (Reading)	SEED YIELD (lb/ac)	OIL (%)	NITROGEN (%)
1292	DP 393	5.00	1482	19.60	3.95
1281	DPL 455BR	4.60	1.15	82.5	31.5	9.0	74.0	8.7	5.35	1397	18.95	4.16
1196	STV 4892 BR	5.40	1274	17.19	4.17
1295	STV 5242BR	5.10	1.10	82.5	31.5	8.9	71.5	8.4	5.05	1354	18.29	4.42
1294	PHY 480WR	5.05	1.10	82.8	31.0	9.4	72.5	8.3	5.35	1363	20.03	4.09
1224	DP 555 R/R	5.05	1157	19.09	4.02
1241	DP 444 BR	4.85	1.10	82.9	34.0	9.0	72.5	8.3	5.10	1096	19.73	4.08
1251	ST 5599BR	5.40	1.10	82.7	32.0	7.9	75.5	7.8	5.20	1128	18.71	4.14
1293	DP 434R	5.05	1080	18.78	4.05
1214	PM 2167 RR	5.45	1189	18.26	4.12
1256	FM 960BR	5.05	1.10	82.6	33.0	9.0	70.5	8.1	5.00	1154	20.10	3.98
1166	PHYTOGEN 72	4.95	1153	17.83	4.04
1255	FM 960B2R	4.90	1026	17.94	4.07
1287	FM 958LL	5.00	1.10	84.1	33.0	8.7	74.0	7.9	4.90	1026	17.46	4.24
.	LSD	0.27	0.16	2.6	6.4	1.6	4.4	1.1	0.76	228	3.49	0.38

---GOSSYPOL LEVELS---

-----AREALOMETER DATA-----

VARIETY CODE	VARIETY NAME	PLUS (+)	MINUS (-)	TOTAL (%)	A (mm2/mm3)	D	I	M (%)	p (microns)	w (mg/in)	t (microns)
1292	DP 393	0.59	0.36	0.94
1281	DPL 455BR	0.51	0.33	0.84
1196	STV 4892 BR	0.54	0.39	0.93	368	21.8	1.60	90	54.36	5.72	3.4
1295	STV 5242BR	0.56	0.33	0.89
1294	PHY 480WR	0.49	0.31	0.80
1224	DP 555 R/R	0.64	0.40	1.04	377	17.3	1.49	94	49.53	5.08	3.4
1241	DP 444 BR	0.52	0.37	0.89
1251	ST 5599BR	0.58	0.34	0.92

1293	DP 434R	0.54	0.34	0.88
1214	PM 2167 RR	0.67	0.40	1.07	359	20.0	1.55	92	54.33	5.86	3.5
1256	FM 960BR	0.47	0.34	0.80
1166	PHYTOGEN 72	0.44	0.30	0.74	389	18.0	1.50	93	48.66	4.86	3.3
1255	FM 960B2R	0.46	0.32	0.78	399	21.5	1.59	90	49.93	4.84	3.2
1287	FM 958LL	0.62	0.39	1.01
.	LSD	0.16	0.16	0.22	32.6	8.4	0.19	7	9.60	1.35	0.2

INDIVIDUAL LOCATION DATA
STARKVILLE, MS

VARIETY CODE	VARIETY NAME	LINT	BOLL	LINT PERCENT	SEED INDEX	YARN TENACITY (mN/TEX)	DIGITAL FIBROGRAPH		STELOMETER	
		YIELD (lb/acre)	SIZE (g/boll)				2.5% S.L. (inches)	50% S.L. (inches)	T1 (mN/tex)	E1 (%)
1251	ST 5599BR	1129	5.39	.	11.0	124	1.14	0.52	208	5.6
1281	DPL 455BR	1086	4.72	.	8.3	129	1.13	0.53	206	5.9
1256	FM 960BR	1055	5.09	.	10.1	142	1.13	0.53	222	6.0
1295	STV 5242BR	1030	5.87	.	11.7	121	1.12	0.54	195	7.6
1241	DP 444 BR	999	4.40	.	10.1	131	1.14	0.54	205	7.3
1196	STV 4892 BR	983	4.56	.	10.4	70	1.12	0.54	204	6.7
1224	DP 555 R/R	979	4.27	.	7.8	118	1.07	0.51	187	6.3
1292	DP 393	937	4.42	.	9.6	132	1.15	0.54	211	6.9
1214	PM 2167 RR	932	4.99	.	10.2	126	1.05	0.53	193	5.2
1294	PHY 480WR	931	4.18	.	9.5	128	1.17	0.57	230	8.3
1255	FM 960B2R	914	5.08	.	10.9	134	1.21	0.56	204	5.1
1293	DP 434R	876	4.75	.	9.7	124	1.20	0.54	205	7.9
1287	FM 958LL	822	4.51	.	10.7	138	1.18	0.56	223	5.7
1166	PHYTOGEN 72	716	4.69	.	9.4	142	1.18	0.58	241	8.0
.	LSD	126	0.89	.	0.8	48	0.04	0.03	11	0.7

SL-HVI Starlab (Calibrated to USDA SL-HVI Std.)

VARIETY CODE	VARIETY NAME	MICRO- NAIRE (reading)	2.5% S.L. (in.)	UNIFO- MITY (%)	STRE- NGTH (g/tex)	E	COLORIMETER HUNTER'S Rd	b	MICRO- NAIRE (Reading)	SEED YIELD (lb/ac)	OIL (%)	NITR OGEN (%)
1251	ST 5599BR	4.90	1.15	82.8	27.5	7.5	68.0	8.0	4.80	.	20.91	3.41
1281	DPL 455BR	4.20	1.15	81.9	28.5	8.0	68.5	9.3	3.95	.	16.65	3.57
1256	FM 960BR	4.35	1.15	83.7	30.5	7.5	67.0	7.8	4.20	.	19.48	3.17
1295	STV 5242BR	4.30	1.15	83.7	28.0	9.0	67.5	7.7	4.10	.	17.76	3.44
1241	DP 444 BR	3.95	1.20	83.8	30.0	8.0	62.0	7.5	3.85	.	20.63	3.65
1196	STV 4892 BR	4.80	1.15	84.8	29.5	8.0	63.5	8.9	4.55	.	18.29	3.58
1224	DP 555 R/R	4.85	1.10	81.3	27.0	7.0	69.0	7.6	4.70	.	17.70	3.58
1292	DP 393	4.60	1.20	83.9	31.5	9.0	65.0	8.4	4.40	.	17.85	3.39
1214	PM 2167 RR	4.55	1.10	81.7	27.0	8.5	63.5	8.5	4.60	.	22.26	3.45
1294	PHY 480WR	4.20	1.20	85.4	30.0	8.5	62.5	7.7	4.10	.	20.20	3.26
1255	FM 960B2R	4.35	1.20	82.9	29.0	7.0	68.0	7.4	4.15	.	20.71	3.41
1293	DP 434R	4.00	1.20	84.2	28.5	8.5	66.5	8.2	3.90	.	17.35	3.50
1287	FM 958LL	4.20	1.25	84.1	31.0	8.0	66.5	7.9	4.15	.	19.28	3.21
1166	PHYTOGEN 72	4.50	1.20	84.5	33.5	8.5	65.5	9.4	4.35	.	18.65	3.33
.	LSD	0.47	0.10	1.4	1.6	1.0	4.6	1.1	0.41	.	1.57	0.22

---GOSSYPOL LEVELS---

-----AREALOMETER DATA-----

VARIETY CODE	VARIETY NAME	PLUS (+)	MINUS (-)	TOTAL (%)	A ---(mm2/mm3)---	D	I	M (%)	p (microns)	w (mg/in)	t (microns)
1251	ST 5599BR	0.80	0.43	1.22
1281	DPL 455BR	0.96	0.62	1.57
1256	FM 960BR	0.57	0.39	0.96
1295	STV 5242BR	0.72	0.42	1.14
1241	DP 444 BR	0.78	0.45	1.22
1196	STV 4892 BR	0.83	0.53	1.36	442	36.5	1.89	79	53.66	4.71	2.7
1224	DP 555 R/R	0.61	0.40	1.01	404	22.3	1.60	90	49.75	4.77	3.1
1292	DP 393	0.69	0.52	1.21
1214	PM 2167 RR	0.75	0.37	1.11	422	29.8	1.76	83	52.31	4.80	2.9
1294	PHY 480WR	0.81	0.46	1.26
1255	FM 960B2R	0.59	0.43	1.02	458	32.0	1.80	82	49.49	4.19	2.7
1293	DP 434R	0.59	0.42	1.01
1287	FM 958LL	0.50	0.41	0.90
1166	PHYTOGEN 72	0.55	0.37	0.91	444	24.3	1.64	88	46.28	4.03	2.8

. LSD 0.30 0.30 0.49 51.3 14.8 0.30 11 6.96 0.88 0.4

INDIVIDUAL LOCATION DATA
 BELLE MINA, AL

VARIETY CODE	VARIETY NAME	LINT YIELD (lb/acre)	BOLL SIZE (g/boll)	LINT PERCENT	SEED INDEX	YARN TENACITY (mN/TEX)	DIGITAL 2.5% S.L. (inches)	FIBROGRAPH 50% S.L. (inches)	STELOMETER T1 (mN/tex)	E1 (%)
1241	DP 444 BR	1097	4.50	42.8	8.8	130	1.16	0.60	199	7.4
1256	FM 960BR	1023	4.88	40.0	10.0	134	1.12	0.57	211	7.4
1196	STV 4892 BR	971	4.36	42.3	9.5	122	1.13	0.58	191	5.5
1251	ST 5599BR	958	4.93	41.3	9.3	120	1.09	0.55	187	6.6
1281	DPL 455BR	954	4.40	42.8	8.6	131	1.14	0.57	211	5.8
1295	STV 5242BR	946	5.40	41.0	10.4	117	1.12	0.57	185	7.4
1293	DP 434R	944	4.34	41.6	9.0	118	1.21	0.58	184	8.5
1294	PHY 480WR	929	3.94	41.3	8.5	70	1.14	0.57	208	8.4
1224	DP 555 R/R	899	4.08	43.5	7.5	115	1.12	0.55	185	4.3
1287	FM 958LL	899	4.83	41.5	10.0	136	1.18	0.56	203	5.2
1225	GA 98028	837	4.84	39.8	9.5	137	1.19	0.59	211	4.4
1166	PHYTOGEN 72	737	4.35	39.8	9.0	144	1.20	0.59	239	7.1
1292	DP 393	728	4.25	40.5	8.8	110	1.15	0.55	188	4.2
1214	PM 2167 RR	689	4.77	37.5	9.4	123	1.05	0.56	184	4.9
.	LSD	181	0.41	2.5	1.0	47	0.04	0.04	12	1.8

SL-HVI Starlab (Calibrated to USDA SL-HVI Std.)

VARIETY CODE	VARIETY NAME	MICRO-NAIRE (reading)	2.5% S.L. (in.)	UNIFO-MITY (%)	STRE-NGTH (g/tex)	SEED YIELD (lb/ac)	COLORIMETER HUNTER'S Rd	MICRO-NAIRE (Reading)	SEED YIELD (lb/ac)	OIL (%)	NITR OGEN (%)	
1241	DP 444 BR	3.45	1.20	83.7	27.5	7.9	73.0	8.1	3.75	1473	20.38	3.57
1256	FM 960BR	3.90	1.10	82.6	30.5	8.5	71.5	8.6	4.10	1534	18.79	3.36

2005 National Cotton Variety Test

1196	STV 4892 BR	4.05	1.10	81.9	27.5	8.1	71.0	8.5	4.15	1329	18.03	3.47
1251	ST 5599BR	4.20	1.10	81.6	28.5	8.0	73.0	8.8	4.20	1364	19.82	3.47
1281	DPL 455BR	3.60	1.15	81.4	29.5	7.8	72.0	9.3	3.90	1275	16.59	3.56
1295	STV 5242BR	4.10	1.10	82.4	27.5	8.5	73.5	8.8	4.10	1367	16.13	3.50
1293	DP 434R	3.35	1.20	83.9	26.5	8.3	73.5	7.6	3.55	1324	17.87	3.29
1294	PHY 480WR	3.95	1.15	83.2	30.0	9.5	70.5	8.2	4.00	1320	17.94	3.44
1224	DP 555 R/R	4.25	1.10	80.9	27.5	7.2	74.0	7.8	4.35	1168	16.10	3.37
1287	FM 958LL	3.50	1.20	82.3	28.5	7.3	75.0	8.2	3.65	1262	19.47	3.36
1225	GA 98028	3.90	1.15	82.8	31.0	7.7	74.5	8.0	4.00	1269	19.12	3.38
1166	PHYTOGEN 72	3.75	1.20	82.8	32.5	8.6	74.0	9.3	4.00	1127	18.92	3.50
1292	DP 393	4.05	1.15	81.8	27.5	7.5	74.5	7.7	4.25	1103	17.30	3.69
1214	PM 2167 RR	3.80	1.10	80.9	26.5	8.1	73.0	8.6	4.15	1151	19.91	3.67
.	LSD	0.57	0.08	1.3	2.9	1.0	2.5	1.0	0.63	296	1.62	0.33

VARIETY CODE	VARIETY NAME	---GOSSYPOL LEVELS---			-----AREALOMETER DATA-----						
		PLUS (+)	MINUS (-)	TOTAL (%)	A ---(mm2/mm3)---	D	I	M (%)	p (microns)	w (mg/in)	t (microns)
1241	DP 444 BR	0.66	0.38	1.04
1256	FM 960BR	0.47	0.29	0.76
1196	STV 4892 BR	0.75	0.45	1.19	459	40.3	1.95	76	53.45	4.55	2.6
1251	ST 5599BR	0.74	0.38	1.12
1281	DPL 455BR	0.64	0.42	1.06
1295	STV 5242BR	0.62	0.38	0.99
1293	DP 434R	0.59	0.41	1.00
1294	PHY 480WR	0.66	0.36	1.02
1224	DP 555 R/R	0.53	0.35	0.87	441	25.8	1.68	87	47.72	4.19	2.8
1287	FM 958LL	0.45	0.39	0.84
1225	GA 98028	0.53	0.37	0.89	483	31.5	1.79	82	46.56	3.73	2.5
1166	PHYTOGEN 72	0.48	0.34	0.82	477	29.5	1.75	84	46.09	3.74	2.6
1292	DP 393	0.56	0.34	0.89
1214	PM 2167 RR	0.67	0.32	0.99	478	42.8	2.00	74	52.55	4.25	2.5
.	LSD	0.08	0.08	0.14	86.4	16.7	0.32	12	3.08	0.87	0.6

INDIVIDUAL LOCATION DATA
 SUFFOLK, VA

VARIETY CODE	VARIETY NAME	LINT YIELD (lb/acre)	BOLL SIZE (g/boll)	LINT PERCENT	SEED INDEX	YARN TENACITY (mN/TEX)	DIGITAL 2.5% S.L. (inches)	FIBROGRAPH 50% S.L. (inches)	STELOMETER T1 (mN/tex)	E1 (%)
1251	ST 5599BR	1584	.	.	.	112	1.14	0.54	191	6.7
1292	DP 393	1580	.	.	.	112	1.17	0.56	180	8.8
1241	DP 444 BR	1544	.	.	.	121	1.16	0.56	182	7.8
1293	DP 434R	1488	.	.	.	107	1.21	0.56	173	8.3
1294	PHY 480WR	1452	.	.	.	112	1.17	0.56	204	9.7
1295	STV 5242BR	1433	.	.	.	107	1.12	0.54	173	8.2
1196	STV 4892 BR	1430	.	.	.	106	1.12	0.55	175	6.8
1224	DP 555 R/R	1384	.	.	.	117	1.14	0.53	180	6.8
1256	FM 960BR	1339	.	.	.	132	1.15	0.56	206	6.8
1287	FM 958LL	1331	.	.	.	129	1.24	0.59	210	6.1
1281	DPL 455BR	1312	.	.	.	123	1.18	0.55	181	7.0
1255	FM 960B2R	1193	.	.	.	123	1.18	0.54	199	5.5
1166	PHYTOGEN 72	1168	.	.	.	127	1.21	0.58	213	8.0
1214	PM 2167 RR	1027	.	.	.	107	1.03	0.53	179	6.8
.	LSD	254	.	.	.	7	0.04	0.02	11	0.9

SL-HVI Starlab (Calibrated to USDA SL-HVI Std.)

VARIETY CODE	VARIETY NAME	MICRO-NAIRE (reading)	2.5% S.L. (in.)	UNIFORMITY (%)	STRENGTH (g/tex)	SEED E	COLORIMETER HUNTER'S Rd	MICRO-NAIRE (Reading)	SEED YIELD (lb/ac)	OIL (%)	NITROGEN (%)	
1251	ST 5599BR	4.25	1.15	82.5	29.0	8.1	62.5	8.2	4.05	.	20.81	3.60
1292	DP 393	4.45	1.20	84.4	26.5	9.3	63.5	8.4	4.40	.	17.41	3.42
1241	DP 444 BR	4.15	1.15	84.2	25.5	8.3	63.0	7.5	3.95	.	22.09	3.64
1293	DP 434R	4.15	1.20	84.6	24.0	8.3	63.5	6.7	4.00	.	18.00	3.52
1294	PHY 480WR	4.15	1.20	84.2	26.5	9.5	62.0	7.6	4.00	.	20.57	3.57
1295	STV 5242BR	4.20	1.10	83.9	26.5	8.6	66.0	7.1	4.15	.	20.13	3.45
1196	STV 4892 BR	4.45	1.10	83.4	26.5	8.6	60.0	8.6	4.40	.	18.56	3.66
1224	DP 555 R/R	4.05	1.15	82.5	27.5	8.1	67.5	6.0	3.95	.	15.17	3.51
1256	FM 960BR	4.00	1.15	82.6	30.5	7.9	62.0	6.9	3.95	.	20.74	3.19

1287	FM 958LL	4.20	1.25	84.5	29.0	7.5	62.5	6.6	4.15	.	20.73	3.24
1281	DPL 455BR	4.10	1.20	83.4	26.5	8.2	66.0	7.2	3.90	.	16.25	3.65
1255	FM 960B2R	4.00	1.20	83.8	28.5	7.5	64.5	6.9	4.05	.	20.69	3.22
1166	PHYTOGEN 72	3.90	1.20	84.9	31.5	9.0	62.0	8.1	3.85	.	19.27	3.32
1214	PM 2167 RR	4.50	1.00	82.3	28.0	8.7	59.5	8.6	4.40	.	20.33	3.71
.	LSD	0.41	0.09	1.0	1.3	0.3	5.0	1.0	0.45	.	2.54	0.44

VARIETY CODE	VARIETY NAME	---GOSSYPOL LEVELS---			-----AREALOMETER DATA-----						
		PLUS (+)	MINUS (-)	TOTAL (%)	A ---(mm2/mm3)---	D	I	M (%)	p (microns)	w (mg/in)	t (microns)
1251	ST 5599BR	0.96	0.56	1.52
1292	DP 393	0.85	0.68	1.53
1241	DP 444 BR	0.88	0.56	1.43
1293	DP 434R	0.78	0.55	1.32
1294	PHY 480WR	0.96	0.61	1.56
1295	STV 5242BR	0.87	0.54	1.41
1196	STV 4892 BR	0.96	0.67	1.63	424	37.3	1.90	78	56.33	5.14	2.8
1224	DP 555 R/R	0.59	0.44	1.02	470	37.5	1.91	78	50.86	4.19	2.6
1256	FM 960BR	0.64	0.53	1.17
1287	FM 958LL	0.50	0.50	0.99
1281	DPL 455BR	0.67	0.46	1.13
1255	FM 960B2R	0.66	0.53	1.18	466	38.3	1.92	78	51.76	4.30	2.6
1166	PHYTOGEN 72	0.63	0.51	1.14	462	35.5	1.87	79	50.83	4.26	2.6
1214	PM 2167 RR	0.77	0.41	1.18	424	32.0	1.80	82	53.15	4.85	2.9
.	LSD	0.07	0.07	0.11	55.8	17.5	0.33	13	4.73	0.53	0.4

[RETURN TO 2005 NCVT COVER PAGE](#)



***Thank you for your interest in the ongoing work of the
National Cotton Variety Test Program.***



Questions or comments to: ekeene@ars.usda.gov

United States Department of Agriculture

**Agricultural Research Service
Mid-South Area
Crop Genetics and Production Research Unit
National Cotton Variety Test Program
P O Box 345
Stoneville, MS 38776
(662) 686-5241
Fax (662) 686-5218**



Other links:

[Crop Genetics and Production Research Unit Home Page](#)

[Jamie Whitten Delta States Research Center](#)

All Internet Versions of the NCVT Publications are accessible through

**either the Jamie Whitten Delta States Research Center or the
Crop Genetics and Production Research Unit sites**



2005 National Cotton Variety Test



Crop Genetics & Production Research Unit
P O Box 345
Stoneville, MS 38776

(662) 686-5377 (662) 686-3080
(662) 686-5398 (fax)

National Cotton Variety Tests, 2005
Yield, Boll, Seed, Spinning and Data

2005 HIGH QUALITY REGIONAL COTTON VARIETY TEST

HIGH QUALITY

VARIETIES COMBINING ALL LOCATIONS

VARIETY CODE	VARIETY NAME	LINT YIELD (lb/acre)	BOLL SIZE (g/boll)	LINT PERCENT	SEED INDEX	YARN TENACITY (mN/TEX)	DIGITAL FIBROGRAPH 2.5% S.L. (inches)	DIGITAL FIBROGRAPH 50% S.L. (inches)	STELOMETER T1 (mN/tex)	STELOMETER E1 (%)
1282	DPL 445BR	1207	4.86	42.2	10.0	131	1.16	0.58	214	9.1
1281	DPL 455BR	1206	4.46	39.8	9.2	131	1.15	0.56	202	6.6
1289	STV 4574BR	1176	4.94	41.0	10.0	123	1.13	0.56	198	9.6
1251	ST 5599BR	1158	5.45	40.4	10.8	120	1.14	0.55	196	6.1
1196	STV 4892 BR	1149	4.87	41.6	10.5	120	1.12	0.56	189	6.9
1224	DP 555 R/R	1142	4.61	43.4	8.5	117	1.12	0.53	193	6.0
1284	AR 9304-39-15	1134	4.88	40.8	10.8	127	1.11	0.56	197	7.3
1254	DP 488BR	1119	4.94	40.5	9.6	118	1.18	0.56	200	6.8
1241	DP 444 BR	1112	4.71	41.6	10.0	124	1.14	0.57	194	6.9
1287	FM 958LL	1112	5.10	40.2	10.8	134	1.19	0.57	208	5.5
1256	FM 960BR	1099	5.31	39.7	10.8	141	1.15	0.57	219	5.5
1286	JAJ0 1145	1097	5.03	40.5	10.7	131	1.20	0.58	202	7.6
1285	AR 9304-17-04	1070	4.90	40.2	11.0	127	1.16	0.58	202	7.0
1290	STV 6636BR	1058	4.54	38.0	9.7	129	1.17	0.58	208	6.1
1255	FM 960B2R	1051	5.25	40.4	11.1	133	1.19	0.56	213	5.0

1283	AR 9314-24-16	1025	5.21	42.2	11.2	120	1.17	0.58	194	7.4
1258	FM 800BR	999	5.33	40.1	10.9	146	1.20	0.58	229	6.3
1291	TAM 98D-102	973	5.24	39.2	11.2	135	1.19	0.59	235	6.6
1288	NM N1155	938	4.54	37.2	10.2	146	1.26	0.59	231	6.6
1166	PHYTOGEN 72	914	4.65	39.7	10.1	145	1.19	0.59	233	7.8
.	LSD	114	0.31	2.3	0.7	9	0.02	0.01	9	0.6

SL-HVI Starlab (Calibrated to USDA SL-HVI Std.)

VARIETY CODE	VARIETY NAME	MICRO- NAIRE (reading)	2.5% S.L. (in.)	UNIFO- MITY (%)	STRE- NGTH (g/tex)	E	COLORIMETER HUNTER'S Rd	b	MICRO- NAIRE (Reading)	SEED YIELD (lb/ac)	OIL (%)	NITR OGEN (%)
1282	DPL 445BR	4.30	1.16	83.6	29.8	9.1	73.9	8.4	4.29	1711	17.80	3.39
1281	DPL 455BR	4.18	1.16	82.0	29.2	7.9	73.4	8.8	4.19	4043	17.16	3.66
1289	STV 4574BR	4.33	1.13	82.7	28.9	9.4	71.8	9.0	4.36	1744	18.68	3.30
1251	ST 5599BR	4.57	1.14	81.9	29.1	8.0	72.9	8.8	4.56	1800	20.74	3.40
1196	STV 4892 BR	4.73	1.11	82.9	29.1	8.4	71.8	8.9	4.75	1613	18.00	3.42
1224	DP 555 R/R	4.50	1.12	81.6	28.0	7.6	76.4	7.3	4.55	1496	17.41	3.53
1284	AR 9304-39-15	4.15	1.11	82.9	29.6	8.7	72.8	8.1	4.18	1776	19.73	3.66
1254	DP 488BR	4.42	1.18	82.4	29.6	8.3	72.9	8.6	4.44	1774	17.40	3.36
1241	DP 444 BR	4.02	1.14	83.3	28.5	8.3	73.6	8.3	4.02	1546	20.23	3.52
1287	FM 958LL	4.47	1.20	83.1	30.1	7.5	74.6	7.5	4.46	1712	20.45	3.43
1256	FM 960BR	4.36	1.14	82.2	31.7	7.8	74.9	8.0	4.31	1729	20.26	3.35
1286	JAJ0 1145	4.31	1.22	83.8	30.8	8.7	73.8	8.8	4.37	1634	19.82	3.44
1285	AR 9304-17-04	4.74	1.17	83.8	31.2	8.8	72.3	8.3	4.73	1726	19.65	3.68
1290	STV 6636BR	4.50	1.17	83.6	30.8	8.1	71.9	8.6	4.57	1818	19.30	3.32
1255	FM 960B2R	4.36	1.18	82.6	31.4	7.6	75.1	8.0	4.42	1717	20.48	3.35
1283	AR 9314-24-16	4.71	1.16	83.9	29.3	8.8	72.8	8.9	4.65	1484	17.43	3.62
1258	FM 800BR	4.04	1.19	83.8	31.4	8.0	75.4	7.9	4.05	1564	20.37	3.53
1291	TAM 98D-102	4.29	1.17	83.6	34.4	8.3	71.7	8.9	4.34	1572	18.83	3.42
1288	NM N1155	3.76	1.26	83.6	31.0	8.0	72.1	7.9	3.76	1610	20.73	3.57
1166	PHYTOGEN 72	4.32	1.20	83.7	32.4	8.5	71.2	8.5	4.29	1447	19.52	3.45
.	LSD	0.21	0.03	0.6	1.3	0.3	1.3	0.4	0.20	1513	0.75	0.16

---GOSSYPOL LEVELS---

-----AREALOMETER DATA-----

VARIETY CODE	VARIETY NAME	PLUS (+)	MINUS (-)	TOTAL (%)	A ---(mm2/mm3)---	D	I	M (%)	p (microns)	w (mg/in)	t (microns)
1282	DPL 445BR	0.87	0.62	1.49	462	33.8	1.83	80	49.83	4.18	2.6
1281	DPL 455BR	0.65	0.43	1.08	464	30.0	1.76	83	47.75	3.99	2.6
1289	STV 4574BR	0.66	0.42	1.08	460	34.0	1.84	80	50.21	4.25	2.6
1251	ST 5599BR	0.81	0.46	1.27	439	30.5	1.77	83	50.59	4.47	2.8
1196	STV 4892 BR	0.81	0.54	1.34	426	33.2	1.82	81	53.79	4.91	2.8

1224	DP 555 R/R	0.60	0.42	1.03	448	27.3	1.70	85	47.85	4.14	2.7
1284	AR 9304-39-15	0.96	0.61	1.52	468	37.5	1.90	78	51.05	4.24	2.5
1254	DP 488BR	0.69	0.54	1.22	448	33.8	1.83	80	51.45	4.45	2.7
1241	DP 444 BR	0.78	0.48	1.26	481	34.2	1.84	80	48.18	3.89	2.5
1287	FM 958LL	0.47	0.43	0.90	440	25.2	1.66	87	47.22	4.16	2.8
1256	FM 960BR	0.55	0.41	0.95	455	28.2	1.72	85	47.44	4.06	2.7
1286	JAJO 1145	0.78	0.49	1.27	456	33.3	1.82	81	50.22	4.28	2.7
1285	AR 9304-17-04	0.87	0.53	1.40	423	29.8	1.75	83	52.21	4.80	2.9
1290	STV 6636BR	0.69	0.41	1.10	438	30.8	1.78	83	51.02	4.52	2.8
1255	FM 960B2R	0.59	0.44	1.03	446	29.9	1.75	83	49.46	4.32	2.7
1283	AR 9314-24-16	0.64	0.43	1.05	435	33.6	1.83	81	52.86	4.71	2.8
1258	FM 800BR	0.52	0.42	0.94	479	27.6	1.71	85	44.83	3.63	2.6
1291	TAM 98D-102	0.66	0.42	1.08	457	34.9	1.85	80	50.93	4.36	2.7
1288	NM N1155	0.67	0.41	1.08	517	33.2	1.82	81	44.34	3.34	2.3
1166	PHYTOGEN 72	0.54	0.38	0.92	455	23.9	1.63	88	45.13	3.85	2.7
.	LSD	0.05	0.05	0.07	17.9	4.1	0.08	3	1.57	0.23	0.1

Sub-region 71 locations = Keiser, Bossier City, Lubbock, Stoneville, Portageville, College Station
and Las Cruces

VARIETIES COMBINING LOCATIONS

VARIETY CODE	VARIETY NAME	LINT	BOLL	YARN		DIGITAL FIBROGRAPH		STELOMETER		
		YIELD (lb/acre)	SIZE (g/boll)	LINT PERCENT	SEED INDEX	TENACITY (mN/TEX)	2.5% S.L. (inches)	50% S.L. (inches)	T1 (mN/tex)	E1 (%)
1282	DPL 445BR	1321	4.81	42.2	10.2	131	1.16	0.58	212	9.1
1281	DPL 455BR	1317	4.42	39.2	9.3	129	1.15	0.56	198	6.5
1289	STV 4574BR	1275	4.87	40.9	9.9	123	1.13	0.56	198	9.5
1251	ST 5599BR	1259	5.40	40.4	10.9	120	1.13	0.54	193	6.0
1224	DP 555 R/R	1248	4.65	43.3	8.7	116	1.12	0.53	188	6.0
1196	STV 4892 BR	1241	4.86	41.5	10.6	119	1.12	0.56	186	7.0
1254	DP 488BR	1224	4.84	40.4	9.7	124	1.18	0.55	198	6.7
1255	FM 960B2R	1212	5.26	40.6	11.4	132	1.19	0.56	214	4.9
1241	DP 444 BR	1205	4.65	41.3	10.1	122	1.14	0.57	192	6.9
1284	AR 9304-39-15	1205	4.89	40.7	10.9	127	1.11	0.56	195	7.4
1256	FM 960BR	1199	5.30	39.7	10.8	140	1.15	0.57	218	5.4
1287	FM 958LL	1193	5.14	40.2	10.8	134	1.19	0.57	207	5.5
1286	JAJO 1145	1191	4.88	40.2	10.7	129	1.20	0.58	200	7.6
1285	AR 9304-17-04	1156	4.88	40.1	11.1	126	1.17	0.58	202	7.0
1290	STV 6636BR	1135	4.51	37.7	9.7	129	1.17	0.57	209	6.0
1258	FM 800BR	1123	5.36	40.0	10.8	146	1.20	0.58	225	6.4
1283	AR 9314-24-16	1122	5.20	42.4	11.1	120	1.17	0.58	191	7.3

1291 TAM 98D-102	1053	5.21	39.3	11.2	141	1.18	0.59	232	6.4
1288 NM N1155	1040	4.44	37.2	10.0	146	1.25	0.59	229	6.6
1166 PHYTOGEN 72	986	4.52	39.5	10.1	145	1.19	0.59	228	7.6
. LSD	139	0.38	2.8	0.9	8	0.02	0.01	11	0.7

SL-HVI Starlab (Calibrated to USDA SL-HVI Std.)

VARIETY CODE	VARIETY NAME	MICRO-NAIRE (reading)	2.5% S.L. (in.)	UNIFO-MITY (%)	STRE-NGTH (g/tex)	E	COLORIMETER HUNTER'S Rd	b	MICRO-NAIRE (Reading)	SEED YIELD (lb/ac)	OIL (%)	NITR OGEN (%)
1282 DPL 445BR		4.36	1.16	83.2	29.3	9.1	74.1	8.3	4.36	1825	18.09	3.36
1281 DPL 455BR		4.19	1.15	81.5	28.5	7.9	74.1	8.8	4.21	4642	17.56	3.62
1289 STV 4574BR		4.35	1.13	82.3	28.6	9.3	71.9	9.0	4.39	1871	19.16	3.25
1251 ST 5599BR		4.62	1.14	81.5	28.8	8.0	73.0	8.9	4.60	1932	21.20	3.34
1224 DP 555 R/R		4.47	1.11	81.3	27.7	7.6	77.8	7.0	4.53	1633	17.47	3.45
1196 STV 4892 BR		4.76	1.10	82.7	29.1	8.5	72.4	8.8	4.79	1720	18.20	3.33
1254 DP 488BR		4.45	1.17	82.2	29.4	8.3	73.4	8.6	4.47	1890	17.37	3.35
1255 FM 960B2R		4.45	1.18	82.3	31.3	7.7	76.4	7.9	4.53	1947	21.05	3.29
1241 DP 444 BR		3.98	1.13	83.2	28.3	8.4	74.1	8.2	4.00	1691	20.90	3.44
1284 AR 9304-39-15		4.21	1.10	82.8	29.6	8.6	73.6	8.2	4.26	1868	20.40	3.67
1256 FM 960BR		4.47	1.14	81.9	31.6	8.0	75.1	7.9	4.44	1863	20.79	3.35
1287 FM 958LL		4.57	1.20	82.9	30.1	7.6	74.9	7.3	4.55	1838	21.01	3.38
1286 JAJ0 1145		4.35	1.21	83.5	30.6	8.7	74.5	8.8	4.41	1762	20.37	3.40
1285 AR 9304-17-04		4.79	1.16	83.6	31.0	8.9	73.1	8.3	4.81	1831	19.96	3.69
1290 STV 6636BR		4.57	1.17	83.2	30.5	8.1	72.5	8.5	4.61	1927	19.63	3.31
1258 FM 800BR		4.16	1.19	83.5	31.4	8.1	75.6	7.8	4.16	1721	20.76	3.51
1283 AR 9314-24-16		4.74	1.16	83.6	29.1	8.8	73.3	8.8	4.71	1617	17.81	3.61
1291 TAM 98D-102		4.44	1.16	83.3	33.9	8.4	71.6	8.8	4.51	1660	19.41	3.49
1288 NM N1155		3.78	1.25	83.3	31.1	8.1	71.9	7.8	3.78	1770	21.04	3.54
1166 PHYTOGEN 72		4.29	1.20	83.3	32.2	8.6	72.5	8.4	4.33	1545	19.76	3.35
. LSD		0.24	0.04	0.7	1.4	0.3	1.4	0.5	0.23	1823	0.82	0.20

---GOSSYPOL LEVELS---

-----AREALOMETER DATA-----

VARIETY CODE	VARIETY NAME	PLUS (+)	MINUS (-)	TOTAL (%)	A ---(mm2/mm3)---	D	I	M (%)	p (microns)	w (mg/in)	t (microns)
1282 DPL 445BR		0.87	0.63	1.50	459	32.7	1.81	81	49.65	4.20	2.6
1281 DPL 455BR		0.65	0.44	1.10	466	29.4	1.75	84	47.24	3.93	2.6
1289 STV 4574BR		0.67	0.43	1.10	460	33.8	1.83	81	50.00	4.23	2.6
1251 ST 5599BR		0.83	0.48	1.31	438	29.5	1.75	84	50.15	4.45	2.8
1224 DP 555 R/R		0.61	0.43	1.04	447	28.3	1.72	84	48.45	4.19	2.7
1196 STV 4892 BR		0.82	0.55	1.38	427	33.3	1.82	81	53.63	4.88	2.8

1254	DP	488BR	0.68	0.55	1.23	445	33.8	1.83	80	51.73	4.49	2.7
1255	FM	960B2R	0.61	0.46	1.07	440	30.1	1.76	83	50.19	4.43	2.8
1241	DP	444 BR	0.77	0.48	1.26	483	33.4	1.83	81	47.54	3.82	2.5
1284	AR	9304-39-15	0.97	0.64	1.53	464	37.0	1.89	78	51.22	4.28	2.6
1256	FM	960BR	0.55	0.42	0.96	445	26.2	1.68	86	47.31	4.12	2.8
1287	FM	958LL	0.47	0.45	0.92	434	23.7	1.63	89	46.93	4.18	2.9
1286	JAJO	1145	0.79	0.51	1.30	454	32.4	1.81	82	49.94	4.26	2.7
1285	AR	9304-17-04	0.88	0.54	1.42	420	29.1	1.74	84	52.18	4.83	2.9
1290	STV	6636BR	0.70	0.42	1.11	435	30.4	1.77	83	51.05	4.55	2.8
1258	FM	800BR	0.52	0.44	0.96	472	26.7	1.69	86	44.92	3.68	2.6
1283	AR	9314-24-16	0.64	0.45	1.06	431	32.1	1.80	82	52.53	4.72	2.8
1291	TAM	98D-102	0.66	0.42	1.09	445	31.6	1.79	82	50.72	4.44	2.7
1288	NM	N1155	0.68	0.41	1.09	519	33.1	1.82	81	44.17	3.31	2.3
1166	PHYTOGEN	72	0.55	0.39	0.94	454	23.2	1.62	89	44.78	3.82	2.8
.	LSD		0.07	0.08	0.10	19.1	4.6	0.09	3	1.82	0.26	0.2

Sub-region 72 locations = Florence, Tifton, and Belle Mina

VARIETIES COMBINING LOCATIONS

VARIETY CODE	VARIETY NAME	LINT	BOLL	LINT PERCENT	SEED INDEX	YARN	DIGITAL FIBROGRAPH		STELOMETER	
		YIELD (lb/acre)	SIZE (g/boll)			TENACITY (mN/TEX)	2.5% S.L. (inches)	50% S.L. (inches)	T1 (mN/tex)	E1 (%)
1284	AR 9304-39-15	887	4.84	41.3	10.3	127	1.10	0.56	204	6.9
1287	FM 958LL	830	4.94	40.5	10.6	138	1.18	0.57	211	5.3
1196	STV 4892 BR	828	4.91	41.8	10.2	122	1.11	0.56	197	6.5
1289	STV 4574BR	828	5.16	41.5	10.2	125	1.14	0.57	200	9.9
1281	DPL 455BR	816	4.58	42.5	8.9	138	1.17	0.57	214	7.0
1282	DPL 445BR	811	5.02	42.3	9.6	132	1.17	0.58	224	9.3
1251	ST 5599BR	806	5.61	40.8	10.5	124	1.15	0.56	207	6.6
1241	DP 444 BR	788	4.93	43.0	9.7	132	1.15	0.57	200	7.0
1290	STV 6636BR	788	4.64	39.3	9.6	130	1.17	0.59	208	6.8
1285	AR 9304-17-04	771	5.01	40.8	10.8	129	1.16	0.58	205	7.3
1224	DP 555 R/R	768	4.50	44.3	8.1	119	1.11	0.54	207	6.0
1286	JAJO 1145	765	5.53	41.8	10.9	135	1.21	0.57	212	7.5
1254	DP 488BR	749	5.28	40.8	9.6	98	1.17	0.56	208	7.1
1256	FM 960BR	745	5.35	40.0	10.7	142	1.14	0.56	221	5.9
1291	TAM 98D-102	693	5.35	38.8	11.3	115	1.20	0.60	249	7.3
1283	AR 9314-24-16	686	5.25	41.5	11.4	120	1.15	0.56	204	7.5
1166	PHYTOGEN 72	662	5.10	40.8	9.8	144	1.20	0.61	244	8.4
1288	NM N1155	580	4.87	37.3	10.7	146	1.27	0.60	238	6.4
1255	FM 960B2R	567	5.21	39.5	10.6	136	1.19	0.56	210	5.6
1258	FM 800BR	565	5.23	40.8	10.9	147	1.20	0.58	243	6.2

. LSD 194 0.36 . 0.7 31 0.04 0.03 16 1.0

SL-HVI Starlab (Calibrated to USDA SL-HVI Std.)

VARIETY CODE	VARIETY NAME	MICRO-NAIRE (reading)	2.5% S.L. (in.)	UNIFORMITY (%)	STRENGTH (g/tex)	E	COLORIMETER HUNTER'S Rd	b	MICRO-NAIRE (Reading)	SEED YIELD (lb/ac)	OIL (%)	NITROGEN (%)
1284	AR 9304-39-15	3.95	1.13	83.4	29.8	8.9	70.0	7.9	3.88	1315	17.73	3.66
1287	FM 958LL	4.13	1.20	83.8	30.0	7.1	73.5	8.2	4.15	1083	18.77	3.59
1196	STV 4892 BR	4.60	1.15	83.8	29.3	8.2	69.8	9.2	4.60	1078	17.52	3.64
1289	STV 4574BR	4.28	1.15	84.0	30.0	9.5	71.5	9.1	4.28	1108	17.27	3.46
1281	DPL 455BR	4.15	1.20	83.6	31.5	8.1	70.8	8.8	4.13	1051	15.94	3.75
1282	DPL 445BR	4.10	1.18	84.9	31.8	9.3	73.3	8.7	4.03	1139	16.92	3.50
1251	ST 5599BR	4.40	1.15	83.2	30.0	7.9	72.5	8.8	4.43	1140	19.59	3.56
1241	DP 444 BR	4.13	1.15	83.6	29.0	8.3	72.0	8.6	4.08	823	18.55	3.70
1290	STV 6636BR	4.25	1.18	85.0	31.8	8.0	70.0	8.8	4.40	1275	18.32	3.37
1285	AR 9304-17-04	4.58	1.18	84.4	31.8	8.4	69.5	8.5	4.48	1202	18.74	3.64
1224	DP 555 R/R	4.60	1.15	82.2	29.0	7.6	72.3	8.1	4.60	809	17.26	3.74
1286	JAJO 1145	4.18	1.23	85.1	31.3	8.7	71.5	8.9	4.20	989	18.19	3.54
1254	DP 488BR	4.30	1.20	83.3	30.3	8.1	71.0	8.8	4.33	1194	17.49	3.40
1256	FM 960BR	3.98	1.15	83.3	32.0	7.4	74.3	8.4	3.88	1060	18.68	3.33
1291	TAM 98D-102	3.80	1.20	84.9	36.3	8.2	72.0	9.0	3.78	1134	17.09	3.20
1283	AR 9314-24-16	4.60	1.15	84.9	30.3	8.7	71.3	9.0	4.43	818	16.29	3.67
1166	PHYTOGEN 72	4.40	1.20	84.7	33.0	8.3	68.0	8.6	4.18	953	19.05	3.65
1288	NM N1155	3.68	1.28	84.6	30.8	7.8	72.5	8.3	3.68	807	19.80	3.66
1255	FM 960B2R	4.08	1.18	83.5	31.8	7.3	71.0	8.2	4.08	798	19.33	3.46
1258	FM 800BR	3.60	1.23	84.7	31.5	7.7	75.0	8.0	3.68	780	19.18	3.59
. LSD		0.42	0.06	1.3	3.1	0.6	2.3	0.8	0.41	.	1.53	0.24

---GOSSYPOL LEVELS---

-----AREALOMETER DATA-----

VARIETY CODE	VARIETY NAME	PLUS (+)	MINUS (-)	TOTAL (%)	A (mm2/mm3)	D	I	M (%)	p (microns)	w (mg/in)	t (microns)
1284	AR 9304-39-15	0.95	0.54	1.49	483	39.5	1.94	77	50.46	4.09	2.5
1287	FM 958LL	0.46	0.39	0.85	460	30.3	1.77	83	48.25	4.08	2.6
1196	STV 4892 BR	0.77	0.49	1.26	422	32.9	1.82	81	54.37	5.04	2.9
1289	STV 4574BR	0.63	0.39	1.02	459	34.9	1.86	80	50.95	4.32	2.6
1281	DPL 455BR	0.63	0.41	1.04	458	32.1	1.80	82	49.53	4.19	2.7
1282	DPL 445BR	0.86	0.58	1.45	475	37.4	1.90	78	50.47	4.13	2.5
1251	ST 5599BR	0.77	0.40	1.17	443	34.0	1.84	80	52.10	4.56	2.7
1241	DP 444 BR	0.80	0.46	1.26	475	36.5	1.89	78	50.08	4.12	2.5
1290	STV 6636BR	0.69	0.38	1.07	447	32.5	1.81	81	50.93	4.42	2.7

1285	AR	9304-17-04	0.86	0.50	1.36	433	32.0	1.80	82	52.32	4.73	2.8
1224	DP	555 R/R	0.60	0.40	0.99	452	24.4	1.65	88	46.03	3.98	2.8
1286	JAJO	1145	0.74	0.44	1.18	463	36.3	1.88	79	51.21	4.33	2.6
1254	DP	488BR	0.70	0.51	1.21	457	34.0	1.84	80	50.47	4.29	2.6
1256	FM	960BR	0.55	0.37	0.92	488	35.0	1.85	80	47.88	3.85	2.5
1291	TAM	98D-102	0.67	0.40	1.07	500	46.1	2.05	72	51.64	4.08	2.4
1283	AR	9314-24-16	0.64	0.39	1.03	448	39.0	1.92	77	54.01	4.70	2.7
1166	PHYTOGEN	72	0.53	0.37	0.90	458	25.6	1.67	87	46.02	3.92	2.7
1288	NM	N1155	0.65	0.38	1.04	512	33.6	1.83	81	44.94	3.43	2.4
1255	FM	960B2R	0.56	0.39	0.95	466	29.3	1.75	84	47.26	3.98	2.7
1258	FM	800BR	0.53	0.38	0.90	504	30.8	1.78	83	44.52	3.46	2.4
.	LSD		0.08	0.05	0.13	48.3	9.1	0.16	6	3.11	0.58	0.3

INDIVIDUAL COMPONENT DATA

BOLL SIZE, GRAM PER BOLL

ST 5599BR	5.45
FM 800BR	5.33
FM 960BR	5.31
FM 960B2R	5.25
TAM 98D-102	5.24
AR 9314-24-16	5.21
FM 958LL	5.10
JAJO 1145	5.03
DP 488BR	4.94
STV 4574BR	4.94
AR 9304-17-04	4.90
AR 9304-39-15	4.88
STV 4892 BR	4.87
DPL 445BR	4.86
DP 444 BR	4.71
PHYTOGEN 72	4.65
DP 555 R/R	4.61
NM N1155	4.54
STV 6636BR	4.54
DPL 455BR	4.46
LSD	0.31

LINT PERCENT

DP 555 R/R	43.4
AR 9314-24-16	42.2
DPL 445BR	42.2
DP 444 BR	41.6
STV 4892 BR	41.6
STV 4574BR	41.0
AR 9304-39-15	40.8
DP 488BR	40.5
JAJO 1145	40.5
ST 5599BR	40.4
FM 960B2R	40.4
AR 9304-17-04	40.2
FM 958LL	40.2
FM 800BR	40.1
DPL 455BR	39.8
FM 960BR	39.7
PHYTOGEN 72	39.7
TAM 98D-102	39.2
STV 6636BR	38.0
NM N1155	37.2
LSD	2.3

SEED INDEX

TAM 98D-102	11.2
AR 9314-24-16	11.2
FM 960B2R	11.1
AR 9304-17-04	11.0
FM 800BR	10.9
ST 5599BR	10.8
FM 960BR	10.8
AR 9304-39-15	10.8
FM 958LL	10.8
JAJO 1145	10.7
STV 4892 BR	10.5
NM N1155	10.2
PHYTOGEN 72	10.1
DPL 445BR	10.0
DP 444 BR	10.0
STV 4574BR	10.0
STV 6636BR	9.7
DP 488BR	9.6
DPL 455BR	9.2
DP 555 R/R	8.5
LSD	0.7

2.5% S.L. (INCHES)		UR (PERCENT)		STRENGTH (G/TEX)	
NM N1155	1.26	AR 9314-24-16	83.9	TAM 98D-102	34.4
JAJO 1145	1.22	JAJO 1145	83.8	PHYTOGEN 72	32.4
FM 958LL	1.20	FM 800BR	83.8	FM 960BR	31.7
PHYTOGEN 72	1.20	AR 9304-17-04	83.8	FM 800BR	31.4
FM 800BR	1.19	PHYTOGEN 72	83.7	FM 960B2R	31.4
DP 488BR	1.18	TAM 98D-102	83.6	AR 9304-17-04	31.2
FM 960B2R	1.18	STV 6636BR	83.6	NM N1155	31.0
STV 6636BR	1.17	DPL 445BR	83.6	JAJO 1145	30.8
TAM 98D-102	1.17	NM N1155	83.6	STV 6636BR	30.8
AR 9304-17-04	1.17	DP 444 BR	83.3	FM 958LL	30.1
DPL 445BR	1.16	FM 958LL	83.1	DPL 445BR	29.8
DPL 455BR	1.16	STV 4892 BR	82.9	AR 9304-39-15	29.6
AR 9314-24-16	1.16	AR 9304-39-15	82.9	DP 488BR	29.6
ST 5599BR	1.14	STV 4574BR	82.7	AR 9314-24-16	29.3
FM 960BR	1.14	FM 960B2R	82.6	DPL 455BR	29.2
DP 444 BR	1.14	DP 488BR	82.4	STV 4892 BR	29.1
STV 4574BR	1.13	FM 960BR	82.2	ST 5599BR	29.1
DP 555 R/R	1.12	DPL 455BR	82.0	STV 4574BR	28.9
STV 4892 BR	1.11	ST 5599BR	81.9	DP 444 BR	28.5
AR 9304-39-15	1.11	DP 555 R/R	81.6	DP 555 R/R	28.0
LSD	0.03	LSD	0.6	LSD	1.3

E		MICRONAIRE (SL-HVI)		COLORIMETER - Rd	
STV 4574BR	9.4	STV 4892 BR	4.75	DP 555 R/R	76.4
DPL 445BR	9.1	AR 9304-17-04	4.73	FM 800BR	75.4
AR 9314-24-16	8.8	AR 9314-24-16	4.65	FM 960B2R	75.1
AR 9304-17-04	8.8	STV 6636BR	4.57	FM 960BR	74.9
JAJO 1145	8.7	ST 5599BR	4.56	FM 958LL	74.6
AR 9304-39-15	8.7	DP 555 R/R	4.55	DPL 445BR	73.9
PHYTOGEN 72	8.5	FM 958LL	4.46	JAJO 1145	73.8
STV 4892 BR	8.4	DP 488BR	4.44	DP 444 BR	73.6
TAM 98D-102	8.3	FM 960B2R	4.42	DPL 455BR	73.4
DP 444 BR	8.3	JAJO 1145	4.37	ST 5599BR	72.9
DP 488BR	8.3	STV 4574BR	4.36	DP 488BR	72.9
STV 6636BR	8.1	TAM 98D-102	4.34	AR 9314-24-16	72.8
NM N1155	8.0	FM 960BR	4.31	AR 9304-39-15	72.8
FM 800BR	8.0	DPL 445BR	4.29	AR 9304-17-04	72.3
ST 5599BR	8.0	PHYTOGEN 72	4.29	NM N1155	72.1
DPL 455BR	7.9	DPL 455BR	4.19	STV 6636BR	71.9

FM 960BR	7.8	AR 9304-39-15	4.18	STV 4574BR	71.8
FM 960B2R	7.6	FM 800BR	4.05	STV 4892 BR	71.8
DP 555 R/R	7.6	DP 444 BR	4.02	TAM 98D-102	71.7
FM 958LL	7.5	NM N1155	3.76	PHYTOGEN 72	71.2
LSD	0.3	LSD	0.20	LSD	1.3

COLORIMETER - b

STV 4574BR	9.0
STV 4892 BR	8.9
AR 9314-24-16	8.9
TAM 98D-102	8.9
ST 5599BR	8.8
JAJO 1145	8.8
DPL 455BR	8.8
DP 488BR	8.6
STV 6636BR	8.6
PHYTOGEN 72	8.5
DPL 445BR	8.4
AR 9304-17-04	8.3
DP 444 BR	8.3
AR 9304-39-15	8.1
FM 960BR	8.0
FM 960B2R	8.0
NM N1155	7.9
FM 800BR	7.9
FM 958LL	7.5
DP 555 R/R	7.3
LSD	0.4

MICRONAIRE

AR 9304-17-04	4.74
STV 4892 BR	4.73
AR 9314-24-16	4.71
ST 5599BR	4.57
DP 555 R/R	4.50
STV 6636BR	4.50
FM 958LL	4.47
DP 488BR	4.42
FM 960BR	4.36
FM 960B2R	4.36
STV 4574BR	4.33
PHYTOGEN 72	4.32
JAJO 1145	4.31
DPL 445BR	4.30
TAM 98D-102	4.29
DPL 455BR	4.18
AR 9304-39-15	4.15
FM 800BR	4.04
DP 444 BR	4.02
NM N1155	3.76
LSD	0.21

STELOMETER - E1

STV 4574BR	9.6
DPL 445BR	9.1
PHYTOGEN 72	7.8
JAJO 1145	7.6
AR 9314-24-16	7.4
AR 9304-39-15	7.3
AR 9304-17-04	7.0
DP 444 BR	6.9
STV 4892 BR	6.9
DP 488BR	6.8
DPL 455BR	6.6
TAM 98D-102	6.6
NM N1155	6.6
FM 800BR	6.3
STV 6636BR	6.1
ST 5599BR	6.1
DP 555 R/R	6.0
FM 960BR	5.5
FM 958LL	5.5
FM 960B2R	5.0
LSD	0.6

STELOMETER - T1

TAM 98D-102	235
PHYTOGEN 72	233
NM N1155	231
FM 800BR	229
FM 960BR	219
DPL 445BR	214
FM 960B2R	213
STV 6636BR	208

FIBROGRAPH--50% S.L.

PHYTOGEN 72	0.59
NM N1155	0.59
TAM 98D-102	0.59
FM 800BR	0.58
DPL 445BR	0.58
AR 9304-17-04	0.58
STV 6636BR	0.58
JAJO 1145	0.58

FIBROGRAPH--2.5% S.L.

NM N1155	1.26
JAJO 1145	1.20
FM 800BR	1.20
PHYTOGEN 72	1.19
FM 958LL	1.19
FM 960B2R	1.19
TAM 98D-102	1.19
DP 488BR	1.18

FM 958LL	208	AR 9314-24-16	0.58	STV 6636BR	1.17
AR 9304-17-04	202	FM 958LL	0.57	AR 9314-24-16	1.17
JAJO 1145	202	DP 444 BR	0.57	AR 9304-17-04	1.16
DPL 455BR	202	FM 960BR	0.57	DPL 445BR	1.16
DP 488BR	200	STV 4892 BR	0.56	DPL 455BR	1.15
STV 4574BR	198	STV 4574BR	0.56	FM 960BR	1.15
AR 9304-39-15	197	AR 9304-39-15	0.56	DP 444 BR	1.14
ST 5599BR	196	DPL 455BR	0.56	ST 5599BR	1.14
DP 444 BR	194	FM 960B2R	0.56	STV 4574BR	1.13
AR 9314-24-16	194	DP 488BR	0.56	STV 4892 BR	1.12
DP 555 R/R	193	ST 5599BR	0.55	DP 555 R/R	1.12
STV 4892 BR	189	DP 555 R/R	0.53	AR 9304-39-15	1.11
LSD	9	LSD	0.01	LSD	0.02

YARN TENACITY

FM 800BR	146
NM N1155	146
PHYTOGEN 72	145
FM 960BR	141
TAM 98D-102	135
FM 958LL	134
FM 960B2R	133
DPL 445BR	131
DPL 455BR	131
JAJO 1145	131
STV 6636BR	129
AR 9304-39-15	127
AR 9304-17-04	127
DP 444 BR	124
STV 4574BR	123
ST 5599BR	120
AR 9314-24-16	120
STV 4892 BR	120
DP 488BR	118
DP 555 R/R	117
LSD	9

AREALOMETER - A (mm²/mm³)

NM N1155	517
DP 444 BR	481
FM 800BR	479
AR 9304-39-15	468
DPL 455BR	464
DPL 445BR	462
STV 4574BR	460
TAM 98D-102	457
JAJO 1145	456
PHYTOGEN 72	455
FM 960BR	455
DP 555 R/R	448
DP 488BR	448
FM 960B2R	446
FM 958LL	440
ST 5599BR	439
STV 6636BR	438
AR 9314-24-16	435
STV 4892 BR	426
AR 9304-17-04	423
LSD	17.9

AREALOMETER - D (mm²/mm³)

AR 9304-39-15	37.5
TAM 98D-102	34.9
DP 444 BR	34.2
STV 4574BR	34.0
DP 488BR	33.8
DPL 445BR	33.8
AR 9314-24-16	33.6
JAJO 1145	33.3
NM N1155	33.2
STV 4892 BR	33.2
STV 6636BR	30.8
ST 5599BR	30.5
DPL 455BR	30.0
FM 960B2R	29.9
AR 9304-17-04	29.8
FM 960BR	28.2
FM 800BR	27.6
DP 555 R/R	27.3
FM 958LL	25.2
PHYTOGEN 72	23.9
LSD	4.1

AREALOMETER - I

AR 9304-39-15	1.90
---------------	------

AREALOMETER - M (PERCENT)

PHYTOGEN 72	88
-------------	----

AREALOMETER - p (Microns)

STV 4892 BR	53.79
-------------	-------

TAM 98D-102	1.85	FM 958LL	87	AR 9314-24-16	52.86
DP 444 BR	1.84	FM 800BR	85	AR 9304-17-04	52.21
STV 4574BR	1.84	DP 555 R/R	85	DP 488BR	51.45
DP 488BR	1.83	FM 960BR	85	AR 9304-39-15	51.05
DPL 445BR	1.83	AR 9304-17-04	83	STV 6636BR	51.02
AR 9314-24-16	1.83	FM 960B2R	83	TAM 98D-102	50.93
JAJO 1145	1.82	DPL 455BR	83	ST 5599BR	50.59
NM N1155	1.82	ST 5599BR	83	JAJO 1145	50.22
STV 4892 BR	1.82	STV 6636BR	83	STV 4574BR	50.21
STV 6636BR	1.78	JAJO 1145	81	DPL 445BR	49.83
ST 5599BR	1.77	STV 4892 BR	81	FM 960B2R	49.46
DPL 455BR	1.76	NM N1155	81	DP 444 BR	48.18
FM 960B2R	1.75	AR 9314-24-16	81	DP 555 R/R	47.85
AR 9304-17-04	1.75	STV 4574BR	80	DPL 455BR	47.75
FM 960BR	1.72	DPL 445BR	80	FM 960BR	47.44
FM 800BR	1.71	DP 488BR	80	FM 958LL	47.22
DP 555 R/R	1.70	DP 444 BR	80	PHYTOGEN 72	45.13
FM 958LL	1.66	TAM 98D-102	80	FM 800BR	44.83
PHYTOGEN 72	1.63	AR 9304-39-15	78	NM N1155	44.34
LSD	0.08	LSD	3	LSD	1.57

AREALOMETER - w (MG/INCH)

STV 4892 BR	4.91
AR 9304-17-04	4.80
AR 9314-24-16	4.71
STV 6636BR	4.52
ST 5599BR	4.47
DP 488BR	4.45
TAM 98D-102	4.36
FM 960B2R	4.32
JAJO 1145	4.28
STV 4574BR	4.25
AR 9304-39-15	4.24
DPL 445BR	4.18
FM 958LL	4.16
DP 555 R/R	4.14
FM 960BR	4.06
DPL 455BR	3.99
DP 444 BR	3.89
PHYTOGEN 72	3.85
FM 800BR	3.63
NM N1155	3.34
LSD	0.23

AREALOMETER - t (MICRONS)

AR 9304-17-04	2.9
STV 4892 BR	2.8
FM 958LL	2.8
AR 9314-24-16	2.8
ST 5599BR	2.8
STV 6636BR	2.8
FM 960B2R	2.7
DP 555 R/R	2.7
PHYTOGEN 72	2.7
FM 960BR	2.7
DP 488BR	2.7
TAM 98D-102	2.7
JAJO 1145	2.7
DPL 455BR	2.6
DPL 445BR	2.6
STV 4574BR	2.6
FM 800BR	2.6
AR 9304-39-15	2.5
DP 444 BR	2.5
NM N1155	2.3
LSD	0.1

SEED YIELD (LB/ACRE)

DPL 455BR	4043
STV 6636BR	1818
ST 5599BR	1800
AR 9304-39-15	1776
DP 488BR	1774
STV 4574BR	1744
FM 960BR	1729
AR 9304-17-04	1726
FM 960B2R	1717
FM 958LL	1712
DPL 445BR	1711
JAJO 1145	1634
STV 4892 BR	1613
NM N1155	1610
TAM 98D-102	1572
FM 800BR	1564
DP 444 BR	1546
DP 555 R/R	1496
AR 9314-24-16	1484
PHYTOGEN 72	1447
LSD	1513

OIL (PERCENT)		NITROGEN (PERCENT)		PLUS GOSSYPOL	
ST 5599BR	20.74	AR 9304-17-04	3.68	AR 9304-39-15	0.96
NM N1155	20.73	AR 9304-39-15	3.66	AR 9304-17-04	0.87
FM 960B2R	20.48	DPL 455BR	3.66	DPL 445BR	0.87
FM 958LL	20.45	AR 9314-24-16	3.62	ST 5599BR	0.81
FM 800BR	20.37	NM N1155	3.57	STV 4892 BR	0.81
FM 960BR	20.26	FM 800BR	3.53	DP 444 BR	0.78
DP 444 BR	20.23	DP 555 R/R	3.53	JAJO 1145	0.78
JAJO 1145	19.82	DP 444 BR	3.52	STV 6636BR	0.69
AR 9304-39-15	19.73	PHYTOGEN 72	3.45	DP 488BR	0.69
AR 9304-17-04	19.65	JAJO 1145	3.44	NM N1155	0.67
PHYTOGEN 72	19.52	FM 958LL	3.43	TAM 98D-102	0.66
STV 6636BR	19.30	TAM 98D-102	3.42	STV 4574BR	0.66
TAM 98D-102	18.83	STV 4892 BR	3.42	DPL 455BR	0.65
STV 4574BR	18.68	ST 5599BR	3.40	AR 9314-24-16	0.64
STV 4892 BR	18.00	DPL 445BR	3.39	DP 555 R/R	0.60
DPL 445BR	17.80	DP 488BR	3.36	FM 960B2R	0.59
AR 9314-24-16	17.43	FM 960B2R	3.35	FM 960BR	0.55
DP 555 R/R	17.41	FM 960BR	3.35	PHYTOGEN 72	0.54
DP 488BR	17.40	STV 6636BR	3.32	FM 800BR	0.52
DPL 455BR	17.16	STV 4574BR	3.30	FM 958LL	0.47
LSD	0.75	LSD	0.16	LSD	0.05

MINUS GOSSYPOL		TOTAL GOSSYPOL (PERCENT)	
DPL 445BR	0.62	AR 9304-39-15	1.52
AR 9304-39-15	0.61	DPL 445BR	1.49
DP 488BR	0.54	AR 9304-17-04	1.40
STV 4892 BR	0.54	STV 4892 BR	1.34
AR 9304-17-04	0.53	JAJO 1145	1.27
JAJO 1145	0.49	ST 5599BR	1.27
DP 444 BR	0.48	DP 444 BR	1.26
ST 5599BR	0.46	DP 488BR	1.22
FM 960B2R	0.44	STV 6636BR	1.10
AR 9314-24-16	0.43	DPL 455BR	1.08
DPL 455BR	0.43	TAM 98D-102	1.08
FM 958LL	0.43	STV 4574BR	1.08
DP 555 R/R	0.42	NM N1155	1.08
FM 800BR	0.42	AR 9314-24-16	1.05

STV 4574BR	0.42	FM 960B2R	1.03
TAM 98D-102	0.42	DP 555 R/R	1.03
STV 6636BR	0.41	FM 960BR	0.95
FM 960BR	0.41	FM 800BR	0.94
NM N1155	0.41	PHYTOGEN 72	0.92
PHYTOGEN 72	0.38	FM 958LL	0.90
LSD	0.05	LSD	0.07

LOCATIONS COMBINING VARIETIES

LOCATION	LINT	BOLL	LINT	SEED	YARN	DIGITAL FIBROGRAPH		STELOMETER	
	YIELD	SIZE			TENACITY	2.5% S.L.	50% S.L.	T1	E1
	(lb/acre)	(g/boll)	PERCENT	INDEX	(mN/TEX)	(inches)	(inches)	(mN/tex)	(%)
LAS CRUCES, NM	1510	5.41	43.8	.	125	1.20	0.57	200	7.6
STONEVILLE, MS	1421	5.29	38.9	9.9	141	1.18	0.58	216	6.3
BOSSIER CITY, LA	1382	5.46	40.5	10.0	127	1.13	0.56	197	6.1
PORTAGEVILLE, MO	1164	5.22	.	14.1	123	1.19	0.58	212	6.6
LUBBOCK, TX	975	4.31	38.9	9.8	118	1.13	0.53	200	8.2
COLLEGE STATION, TX	918	4.59	39.6	8.9	130	1.13	0.57	189	6.2
KEISER, AR	913	4.03	.	9.6	143	1.21	0.60	224	6.5
FLORENCE, SC	782	5.60	.	11.1	133	1.19	0.58	227	7.3
BELLE MINA, AL	712	4.52	40.9	9.4	127	1.14	0.56	204	6.7

SL-HVI Starlab (Calibrated to USDA SL-HVI Std.)

LOCATION	MICRO-	2.5%	UNIFO-	STRE-	SEED	COLORIMETER	MICRO-	SEED	OIL	NITR	
	NAIRE	S.L.	MITY	NGTH		HUNTER'S	NAIRE	YIELD			
	(reading)	(in.)	(%)	(g/tex)	E	Rd	b (Reading)	(lb/ac)	(%)	(%)	
LAS CRUCES, NM	4.66	1.20	84.1	30.1	8.7	78.8	9.0	4.60	1936	22.23	3.20
STONEVILLE, MS	4.10	1.19	83.6	30.4	8.2	74.4	9.3	4.18	2215	.	.
BOSSIER CITY, LA	4.64	1.14	82.9	29.8	8.1	75.3	7.1	4.66	1883	19.13	3.39
PORTAGEVILLE, MO	4.75	1.18	82.1	30.2	8.3	68.4	8.7	4.73	.	19.21	3.78
LUBBOCK, TX	4.14	1.12	81.1	29.8	8.6	78.0	8.7	4.33	2176	18.84	3.77
COLLEGE STATION, TX	4.34	1.10	81.7	27.4	8.1	67.1	7.2	4.23	1401	19.06	3.45
KEISER, AR	4.27	1.20	83.6	33.0	8.5	73.6	8.3	4.29	.	18.96	3.15
FLORENCE, SC	4.65	1.21	85.7	32.5	8.3	70.4	8.6	4.52	.	19.19	3.60
BELLE MINA, AL	3.73	1.15	82.4	29.6	8.0	72.8	8.6	3.81	1028	16.98	3.51

LOCATION	---GOSSYPOL LEVELS---			-----AREALOMETER DATA-----						
	PLUS (+)	MINUS (-)	TOTAL (%)	A ---(mm2/mm3)---	D	I	M (%)	p (microns)	w (mg/in)	t (microns)
LAS CRUCES, NM	0.84	0.61	1.45	441	31.8	1.79	82	51.23	4.52	2.7
STONEVILLE, MS	.	.	.	473	33.3	1.82	81	48.48	3.98	2.5
BOSSIER CITY, LA	0.64	0.44	1.06	439	25.5	1.67	87	47.85	4.25	2.8
PORTAGEVILLE, MO	0.66	0.47	1.13	428	28.6	1.73	84	50.84	4.61	2.8
LUBBOCK, TX	0.64	0.45	1.08	464	35.8	1.87	79	50.72	4.25	2.6
COLLEGE STATION, TX	0.70	0.45	1.15	449	26.9	1.70	86	47.47	4.10	2.7
KEISER, AR	0.70	0.45	1.15	463	31.9	1.79	82	48.69	4.08	2.6
FLORENCE, SC	0.77	0.51	1.28	433	29.9	1.76	83	51.15	4.59	2.8
BELLE MINA, AL	0.59	0.35	0.93	497	37.7	1.90	78	48.19	3.77	2.4

INDIVIDUAL LOCATION DATA

LOCATION=LUBBOCK, TX

VARIETY CODE	VARIETY NAME	LINT	BOLL	LINT PERCENT	SEED INDEX	YARN	DIGITAL FIBROGRAPH		STELOMETER	
		YIELD (lb/acre)	SIZE (g/boll)			TENACITY (mN/TEX)	2.5% S.L. (inches)	50% S.L. (inches)	T1 (mN/tex)	E1 (%)
1289	STV 4574BR	1150	3.95	39.7	9.2	112	1.09	0.52	193	14.0
1256	FM 960BR	1149	4.65	39.0	10.2	133	1.13	0.53	230	7.0
1287	FM 958LL	1115	4.90	40.2	10.0	120	1.15	0.53	194	6.0
1251	ST 5599BR	1057	4.40	38.8	10.0	108	1.10	0.50	192	7.6
1281	DPL 455BR	1055	3.75	23.6	8.4	110	1.13	0.52	191	7.8
1224	DP 555 R/R	1054	4.30	42.8	7.7	102	1.07	0.49	187	7.9
1255	FM 960B2R	1043	4.75	39.5	10.5	112	1.14	0.51	206	6.4
1254	DP 488BR	1029	4.15	40.9	9.1	110	1.13	0.51	195	9.0
1282	DPL 445BR	1016	3.95	41.9	9.0	117	1.14	0.55	199	10.5
1258	FM 800BR	993	4.75	39.3	9.4	134	1.12	0.51	219	8.0
1290	STV 6636BR	972	4.20	38.7	9.7	118	1.17	0.55	207	7.9
1291	TAM 98D-102	966	4.20	43.6	9.6	130	1.13	0.55	218	7.3
1285	AR 9304-17-04	952	4.85	38.5	11.4	118	1.14	0.56	190	7.8
1284	AR 9304-39-15	937	4.65	37.9	11.3	117	1.11	0.55	181	8.4
1241	DP 444 BR	921	4.25	39.7	9.5	119	1.12	0.53	194	8.5
1196	STV 4892 BR	882	4.00	40.5	9.7	107	1.07	0.53	182	7.8

1286	JAJO 1145	840	3.70	40.6	10.1	117	1.15	0.53	188	8.0
1166	PHYTOGEN 72	823	4.10	38.5	10.5	133	1.18	0.57	211	8.7
1288	NM N1155	782	3.90	34.9	9.4	137	1.23	0.55	231	7.3
1283	AR 9314-24-16	776	4.85	39.8	11.8	111	1.14	0.54	188	7.8
.	LSD	190	0.91	12.7	1.1	7	0.05	0.03	5	0.5

SL-HVI Starlab (Calibrated to USDA SL-HVI Std.)

VARIETY CODE	VARIETY NAME	MICRO- NAIRE (reading)	2.5% S.L. (in.)	UNIFO- MITY (%)	STRE- NGTH (g/tex)	E	COLORIMETER HUNTER'S Rd	MICRO- NAIRE b (Reading)	SEED YIELD (lb/ac)	OIL (%)	NITR OGEN (%)	
1289	STV 4574BR	4.05	1.10	80.9	28.0	9.4	75.5	9.7	4.20	1773	18.40	3.43
1256	FM 960BR	4.00	1.10	81.1	32.5	8.2	79.0	8.2	4.15	1768	19.65	3.61
1287	FM 958LL	4.10	1.15	80.6	29.5	7.9	79.0	7.5	4.35	1616	19.96	3.61
1251	ST 5599BR	4.00	1.05	80.0	29.5	8.1	75.5	9.4	4.20	1691	19.47	3.48
1281	DPL 455BR	4.00	1.10	79.8	29.5	8.1	78.0	9.3	4.20	16E3	16.70	4.05
1224	DP 555 R/R	4.15	1.10	79.2	29.0	8.3	82.5	7.2	4.35	1517	16.58	3.81
1255	FM 960B2R	3.80	1.15	80.4	30.5	7.7	81.0	7.6	4.05	1765	19.95	3.72
1254	DP 488BR	4.35	1.10	80.6	29.5	8.9	78.5	8.9	4.55	1506	16.91	3.88
1282	DPL 445BR	4.00	1.10	81.4	28.5	9.4	77.5	8.8	4.30	1380	17.20	3.75
1258	FM 800BR	3.95	1.10	79.7	30.0	8.1	80.0	8.4	4.10	1341	19.71	3.80
1290	STV 6636BR	4.45	1.15	82.5	30.0	8.4	79.0	9.0	4.70	1598	19.04	3.58
1291	TAM 98D-102	4.40	1.10	82.2	32.0	8.4	78.5	8.0	4.65	1046	18.86	4.15
1285	AR 9304-17-04	4.70	1.10	82.7	31.0	9.3	77.0	8.9	5.00	1629	19.61	3.96
1284	AR 9304-39-15	4.15	1.10	82.4	30.0	9.2	77.5	8.5	4.20	1550	20.30	4.00
1241	DP 444 BR	3.70	1.10	81.8	28.5	8.6	76.0	9.0	3.90	1430	20.37	3.97
1196	STV 4892 BR	4.55	1.05	81.4	29.0	9.0	75.5	9.8	4.75	1098	17.59	3.77
1286	JAJO 1145	4.15	1.15	80.6	28.0	8.8	79.0	9.5	4.35	1227	19.00	3.66
1166	PHYTOGEN 72	4.25	1.20	82.1	31.5	9.0	77.5	8.9	4.35	1392	20.04	3.46
1288	NM N1155	3.45	1.20	81.3	29.5	7.9	74.5	8.3	3.55	1315	20.37	3.91
1283	AR 9314-24-16	4.55	1.10	82.6	29.0	9.1	78.0	9.3	4.75	1162	17.12	3.86
.	LSD	0.42	0.08	1.2	2.0	0.5	2.4	0.6	0.35	9498	0.95	0.34

---GOSSYPOL LEVELS---

-----AREALOMETER DATA-----

VARIETY CODE	VARIETY NAME	PLUS (+)	MINUS (-)	TOTAL (%)	A ---(mm2/mm3)---	D	I	M (%)	p (microns)	w (mg/in)	t (microns)
1289	STV 4574BR	0.61	0.42	1.03	476	43.3	2.01	74	53.04	4.32	2.5
1256	FM 960BR	0.52	0.39	0.91	475	36.5	1.89	78	49.96	4.08	2.5
1287	FM 958LL	0.42	0.42	0.84	457	31.0	1.78	83	48.99	4.15	2.7
1251	ST 5599BR	0.76	0.45	1.20	479	36.8	1.89	78	49.53	3.99	2.5
1281	DPL 455BR	0.61	0.44	1.05	470	31.0	1.78	82	47.71	3.94	2.6
1224	DP 555 R/R	0.55	0.41	0.96	456	32.3	1.80	82	49.56	4.21	2.7
1255	FM 960B2R	0.51	0.40	0.91	477	40.3	1.96	76	51.52	4.19	2.5
1254	DP 488BR	0.67	0.54	1.21	442	38.8	1.93	77	54.82	4.80	2.7

1282	DPL 445BR	0.81	0.60	1.40	468	33.8	1.83	81	49.11	4.06	2.6
1258	FM 800BR	0.50	0.41	0.90	482	27.8	1.72	85	44.72	3.59	2.6
1290	STV 6636BR	0.65	0.39	1.04	432	34.5	1.85	80	53.81	4.82	2.8
1291	TAM 98D-102	0.63	0.41	1.04	442	30.5	1.77	83	50.33	4.41	2.7
1285	AR 9304-17-04	0.86	0.54	1.40	416	30.5	1.77	83	53.58	4.98	2.9
1284	AR 9304-39-15	0.93	0.54	1.46	476	45.5	2.05	72	54.13	4.41	2.5
1241	DP 444 BR	0.71	0.47	1.17	497	43.0	2.01	74	50.70	3.95	2.4
1196	STV 4892 BR	0.71	0.51	1.22	435	36.3	1.88	79	54.40	4.84	2.8
1286	JAJO 1145	0.67	0.45	1.12	471	39.3	1.94	77	51.73	4.25	2.6
1166	PHYTOGEN 72	0.52	0.40	0.92	466	29.0	1.74	84	46.99	3.91	2.6
1288	NM N1155	0.59	0.37	0.96	547	39.8	1.95	76	44.73	3.17	2.2
1283	AR 9314-24-16	0.59	0.58	0.98	429	36.3	1.88	79	55.10	4.98	2.8
.	LSD	0.06	0.06	0.09	31.6	10.3	0.20	7	4.32	0.49	0.2

INDIVIDUAL LOCATION DATA

LOCATION=COLLEGE STATION, TX

VARIETY CODE	VARIETY NAME	LINT	BOLL	YARN		DIGITAL FIBROGRAPH		STELOMETER		
		YIELD (lb/acre)	SIZE (g/boll)	LINT PERCENT	SEED INDEX	TENACITY (mN/TEX)	2.5% S.L. (inches)	50% S.L. (inches)	T1 (mN/tex)	E1 (%)
1284	AR 9304-39-15	1150	4.67	41.0	10.0	132	1.08	0.56	181	6.9
1281	DPL 455BR	1119	3.78	40.5	7.0	129	1.08	0.55	172	5.7
1254	DP 488BR	1115	4.93	40.5	8.3	122	1.13	0.55	186	6.2
1251	ST 5599BR	1008	4.90	40.5	9.0	114	1.09	0.54	179	5.8
1283	AR 9314-24-16	976	5.13	43.0	10.3	119	1.16	0.59	174	6.5
1287	FM 958LL	947	5.24	39.0	9.0	135	1.20	0.59	205	4.8
1258	FM 800BR	947	5.40	39.0	11.0	144	1.21	0.59	225	5.7
1286	JAJO 1145	945	4.39	39.0	9.0	128	1.15	0.56	180	7.2
1282	DPL 445BR	905	4.19	41.0	8.8	134	1.13	0.60	192	8.3
1290	STV 6636BR	892	3.85	35.5	8.0	130	1.09	0.54	174	5.4
1224	DP 555 R/R	892	4.46	43.5	7.0	108	1.10	0.55	167	5.3
1196	STV 4892 BR	885	4.27	40.5	9.3	117	1.10	0.57	169	6.2
1256	FM 960BR	869	5.25	39.0	9.0	141	1.10	0.56	194	4.9
1285	AR 9304-17-04	864	4.46	40.0	9.5	130	1.13	0.57	183	6.3
1288	NM N1155	857	4.38	36.5	9.0	140	1.22	0.59	220	5.8
1166	PHYTOGEN 72	825	4.02	38.0	9.0	141	1.15	0.59	212	7.0
1289	STV 4574BR	811	4.33	39.0	7.0	127	1.06	0.55	180	9.1
1291	TAM 98D-102	751	5.32	36.5	10.3	152	1.16	0.57	233	6.0

1241	DP 444 BR	686	4.23	40.0	8.5	130	1.11	0.58	171	5.9
.	LSD	189	0.49	1.7	0.9	9	0.04	0.03	14	0.9

SL-HVI Starlab (Calibrated to USDA SL-HVI Std.)

VARIETY CODE	VARIETY NAME	MICRO- NAIRE (reading)	2.5% S.L. (in.)	UNIFO- MITY (%)	STRE- NGTH (g/tex)	E	COLORIMETER HUNTER'S Rd	b	MICRO- NAIRE (Reading)	SEED YIELD (lb/ac)	OIL (%)	NITR OGEN (%)
1284	AR 9304-39-15	4.00	1.10	82.3	28.5	8.6	66.0	7.1	3.95	1655	19.28	3.69
1281	DPL 455BR	4.00	1.05	80.3	25.0	7.6	69.0	7.6	3.85	1646	16.91	3.54
1254	DP 488BR	4.35	1.10	80.7	26.5	8.0	66.5	8.1	4.25	1636	17.31	3.28
1251	ST 5599BR	4.65	1.05	80.9	25.0	7.6	66.0	7.6	4.45	1484	20.44	3.42
1283	AR 9314-24-16	4.60	1.10	83.7	26.5	8.4	68.0	8.1	4.60	1293	17.79	3.59
1287	FM 958LL	4.85	1.20	82.5	28.5	7.6	66.5	5.6	4.60	1482	21.46	3.48
1258	FM 800BR	4.30	1.20	83.8	29.5	8.0	67.5	6.5	4.20	1481	20.92	3.46
1286	JAJO 1145	4.25	1.10	81.6	28.5	8.8	68.0	7.6	4.10	1478	20.21	3.41
1282	DPL 445BR	4.20	1.10	81.9	26.5	8.8	67.0	7.0	4.10	1302	18.23	3.19
1290	STV 6636BR	4.40	1.10	81.6	27.0	7.7	66.0	7.1	4.35	1619	19.22	3.46
1224	DP 555 R/R	4.55	1.00	80.5	23.5	7.2	69.5	6.6	4.35	1161	16.38	3.64
1196	STV 4892 BR	4.80	1.10	81.1	26.0	8.1	66.0	7.2	4.70	1301	17.71	3.16
1256	FM 960BR	4.55	1.05	81.0	28.0	7.8	69.0	6.5	4.50	1359	20.62	3.44
1285	AR 9304-17-04	4.60	1.10	82.3	29.0	8.8	68.5	7.1	4.45	1295	19.26	3.72
1288	NM N1155	3.70	1.20	82.3	29.5	8.1	66.0	5.9	3.60	1483	19.91	3.39
1166	PHYTOGEN 72	4.20	1.10	82.2	28.5	8.2	65.5	7.5	4.10	1340	18.99	3.55
1289	STV 4574BR	4.10	1.05	80.8	25.5	9.1	65.5	8.1	4.00	1269	18.89	3.35
1291	TAM 98D-102	4.30	1.10	82.1	33.0	8.1	65.5	8.6	4.40	1306	18.61	3.46
1241	DP 444 BR	4.05	1.05	81.9	26.0	8.2	68.0	7.2	3.90	1029	20.06	3.38
.	LSD	0.38	0.08	1.5	1.9	0.4	3.0	1.2	0.28	255	1.10	0.30

---GOSSYPOL LEVELS---

-----AREALOMETER DATA-----

VARIETY CODE	VARIETY NAME	PLUS (+)	MINUS (-)	TOTAL (%)	A ---(mm2/mm3)---	D	I	M (%)	p (microns)	w (mg/in)	t (microns)
1284	AR 9304-39-15	0.99	0.53	1.52	477	37.8	1.91	78	50.18	4.07	2.5
1281	DPL 455BR	0.61	0.38	0.99	481	25.5	1.67	87	43.56	3.50	2.6
1254	DP 488BR	0.70	0.54	1.24	449	32.5	1.81	82	50.67	4.37	2.7
1251	ST 5599BR	0.80	0.48	1.28	430	27.5	1.71	85	50.08	4.51	2.9
1283	AR 9314-24-16	0.62	0.39	1.01	429	28.0	1.72	85	50.48	4.56	2.9
1287	FM 958LL	0.48	0.46	0.94	409	15.8	1.45	95	44.46	4.20	3.2
1258	FM 800BR	0.51	0.44	0.94	454	19.8	1.55	92	42.64	3.63	2.8
1286	JAJO 1145	0.81	0.47	1.28	463	28.3	1.73	85	46.83	3.92	2.6
1282	DPL 445BR	0.90	0.63	1.53	463	28.8	1.74	85	47.12	3.94	2.6
1290	STV 6636BR	0.67	0.41	1.08	437	25.0	1.66	87	47.73	4.22	2.8
1224	DP 555 R/R	0.55	0.37	0.92	439	26.3	1.69	86	48.25	4.26	2.8
1196	STV 4892 BR	0.85	0.54	1.38	410	25.3	1.66	87	51.02	4.82	3.0

1256	FM 960BR	0.53	0.37	0.90	430	20.8	1.57	91	45.81	4.12	3.0
1285	AR 9304-17-04	0.82	0.49	1.31	424	25.0	1.66	88	49.14	4.48	2.9
1288	NM N1155	0.83	0.49	1.31	513	29.5	1.75	84	42.97	3.24	2.4
1166	PHYTOGEN 72	0.54	0.36	0.90	454	22.5	1.61	89	44.41	3.78	2.8
1289	STV 4574BR	0.69	0.42	1.10	461	30.5	1.77	83	48.30	4.05	2.6
1291	TAM 98D-102	0.67	0.41	1.08	441	28.8	1.74	84	49.65	4.38	2.8
1241	DP 444 BR	0.72	0.41	1.13	477	34.3	1.85	80	48.67	3.95	2.5
.	LSD	0.04	0.04	0.07	28.0	7.8	0.16	6	3.85	0.48	0.2

INDIVIDUAL LOCATION DATA
LOCATION=BOSSIER CITY, LA

VARIETY CODE	VARIETY NAME	LINT	BOLL	LINT PERCENT	SEED INDEX	YARN	DIGITAL FIBROGRAPH		STELOMETER	
		YIELD (lb/acre)	SIZE (g/boll)			TENACITY (mN/TEX)	2.5% S.L. (inches)	50% S.L. (inches)	T1 (mN/tex)	E1 (%)
1289	STV 4574BR	1657	4.97	41.7	9.5	122	1.10	0.56	184	8.3
1251	ST 5599BR	1581	6.56	41.7	10.8	118	1.09	0.54	181	5.2
1196	STV 4892 BR	1580	5.23	42.7	10.2	117	1.10	0.55	189	5.9
1255	FM 960B2R	1510	5.90	40.7	10.9	133	1.17	0.56	203	3.8
1282	DPL 445BR	1480	5.26	41.3	9.3	132	1.10	0.56	217	9.3
1284	AR 9304-39-15	1473	5.83	41.3	10.8	126	1.08	0.54	196	6.2
1254	DP 488BR	1461	5.49	39.3	9.1	125	1.17	0.56	185	6.2
1256	FM 960BR	1428	5.84	39.7	10.4	138	1.11	0.55	206	4.8
1241	DP 444 BR	1416	5.12	41.7	9.7	71	1.11	0.56	185	6.0
1287	FM 958LL	1412	5.60	40.0	10.9	139	1.16	0.57	203	5.2
1224	DP 555 R/R	1392	4.83	42.7	8.2	109	1.11	0.52	176	4.5
1281	DPL 455BR	1381	4.80	42.7	8.7	122	1.12	0.55	193	5.9
1283	AR 9314-24-16	1373	5.75	43.0	10.9	123	1.15	0.59	193	6.8
1285	AR 9304-17-04	1343	5.34	39.7	10.6	129	1.16	0.59	206	6.5
1258	FM 800BR	1301	5.99	40.3	10.1	152	1.19	0.59	222	6.3
1286	JAJO 1145	1284	5.29	39.3	10.4	132	1.18	0.58	196	7.0
1291	TAM 98D-102	1242	5.78	40.7	11.3	121	1.10	0.56	181	6.4
1290	STV 6636BR	1195	5.13	36.7	9.0	128	1.15	0.58	187	4.8
1288	NM N1155	1125	5.30	36.7	9.9	149	1.23	0.60	216	5.8
1166	PHYTOGEN 72	998	5.14	38.3	10.1	150	1.15	0.58	232	7.6
.	LSD	142	0.32	1.4	0.8	38	0.05	0.04	10	0.9

MICRO- SL-HVI Starlab (Calibrated to USDA SL-HVI Std.)
2.5% UNIFO- STRE- COLORIMETER MICRO- SEED NITR

VARIETY CODE	VARIETY NAME	NAIRE (reading)	S.L. (in.)	MITY (%)	NGTH (g/tex)	E	HUNTER'S Rd	NAIRE b (Reading)	YIELD (lb/ac)	OIL (%)	OGEN (%)	
1289	STV 4574BR	4.65	1.10	82.8	29.5	9.2	72.0	7.7	4.70	2169	19.07	3.20
1251	ST 5599BR	5.35	1.10	81.6	30.0	8.0	74.5	8.5	5.35	2090	20.94	3.54
1196	STV 4892 BR	5.15	1.10	82.9	28.5	8.2	73.0	7.8	5.20	1917	17.69	3.36
1255	FM 960B2R	4.50	1.20	82.6	29.0	7.1	76.5	6.7	4.75	2051	20.04	3.54
1282	DPL 445BR	4.65	1.10	83.4	29.5	8.8	75.0	7.2	4.60	1937	17.84	3.19
1284	AR 9304-39-15	4.55	1.10	82.7	30.5	8.2	76.0	7.3	4.60	1966	20.19	3.49
1254	DP 488BR	4.55	1.20	82.8	29.0	7.9	76.0	7.2	4.50	2110	17.24	3.01
1256	FM 960BR	4.95	1.10	82.2	31.5	7.7	77.0	6.5	4.85	2058	20.29	3.20
1241	DP 444 BR	4.30	1.10	83.5	28.5	8.2	74.0	6.9	4.25	1842	20.46	3.43
1287	FM 958LL	4.85	1.20	82.6	33.0	7.7	77.5	6.5	4.85	1958	20.22	3.22
1224	DP 555 R/R	4.80	1.10	81.4	27.5	7.2	76.5	4.8	4.90	1767	17.98	3.38
1281	DPL 455BR	4.45	1.10	81.8	28.5	7.7	76.5	7.1	4.25	1747	17.59	3.55
1283	AR 9314-24-16	4.95	1.15	84.0	28.5	8.3	75.5	7.5	4.85	1802	16.77	3.50
1285	AR 9304-17-04	5.00	1.15	84.3	31.5	8.5	74.0	6.9	5.05	1958	18.70	3.82
1258	FM 800BR	4.25	1.20	84.1	32.0	7.9	78.0	6.9	4.30	1772	20.19	3.33
1286	JAJO 1145	4.40	1.20	83.7	30.5	8.5	77.5	7.8	4.45	1735	19.47	3.32
1291	TAM 98D-102	4.60	1.10	82.7	28.0	8.0	73.5	7.7	4.80	1719	17.87	3.62
1290	STV 6636BR	4.70	1.15	83.3	28.0	7.6	72.5	6.9	4.65	1886	18.96	3.42
1288	NM N1155	3.75	1.20	83.3	30.5	7.8	75.0	6.5	3.85	1687	20.59	3.49
1166	PHYTOGEN 72	4.40	1.20	83.3	32.5	8.5	75.0	7.1	4.50	1494	20.63	3.25
.	LSD	0.41	0.05	1.2	1.8	0.4	3.3	0.9	0.40	240	1.25	0.38

---GOSSYPOL LEVELS---

-----AREALOMETER DATA-----

VARIETY CODE	VARIETY NAME	PLUS (+)	MINUS (-)	TOTAL (%)	A ---(mm2/mm3)---	D	I	M (%)	p (microns)	w (mg/in)	t (microns)
1289	STV 4574BR	0.66	0.41	1.07	473	23.8	1.64	88	43.58	3.59	2.6
1251	ST 5599BR	0.80	0.43	1.22	382	18.8	1.52	93	50.07	5.08	3.4
1196	STV 4892 BR	0.75	0.49	1.23	394	27.0	1.70	86	54.21	5.32	3.1
1255	FM 960B2R	0.54	0.40	0.94	418	23.5	1.63	88	48.88	4.53	3.0
1282	DPL 445BR	0.86	0.60	1.45	446	32.3	1.81	82	50.90	4.42	2.7
1284	AR 9304-39-15	0.76	0.98	1.28	446	28.0	1.72	85	48.22	4.17	2.8
1254	DP 488BR	0.63	0.49	1.12	444	27.5	1.71	85	48.48	4.23	2.8
1256	FM 960BR	0.52	0.38	0.89	410	17.5	1.50	94	45.65	4.31	3.1
1241	DP 444 BR	0.72	0.43	1.15	467	27.3	1.71	86	45.93	3.81	2.7
1287	FM 958LL	0.44	0.39	0.83	413	19.3	1.54	93	46.67	4.38	3.1
1224	DP 555 R/R	0.56	0.39	0.95	430	25.8	1.68	86	48.94	4.40	2.9
1281	DPL 455BR	0.62	0.40	1.02	455	27.5	1.71	85	47.22	4.02	2.7
1283	AR 9314-24-16	0.54	0.35	0.89	428	26.5	1.69	86	49.68	4.50	2.9
1285	AR 9304-17-04	0.77	0.46	1.22	411	26.0	1.68	87	51.36	4.84	3.0
1258	FM 800BR	0.49	0.41	0.90	465	22.3	1.60	90	42.97	3.57	2.7
1286	JAJO 1145	0.76	0.45	1.21	458	35.0	1.85	80	50.63	4.28	2.6
1291	TAM 98D-102	0.57	0.36	0.93	428	32.3	1.81	82	53.00	4.79	2.8

1282	DPL 445BR	3.85	1.20	84.4	30.0	9.2	75.5	9.2	3.95	2489	.	.
1284	AR 9304-39-15	3.85	1.10	83.4	28.5	8.5	73.5	8.9	4.05	2680	.	.
1286	JAJO 1145	3.95	1.25	84.6	30.0	8.4	75.0	9.5	4.20	2467	.	.
1283	AR 9314-24-16	4.40	1.15	84.7	29.5	9.1	74.5	9.5	4.45	2326	.	.
1241	DP 444 BR	3.65	1.20	83.8	28.0	8.2	74.0	9.0	3.70	2332	.	.
1281	DPL 455BR	4.15	1.20	82.3	28.0	7.5	72.5	10.0	4.30	2086	.	.
1289	STV 4574BR	4.10	1.20	83.8	28.5	8.7	72.5	9.9	4.25	2316	.	.
1285	AR 9304-17-04	4.55	1.20	84.3	30.5	8.3	73.0	8.9	4.60	2489	.	.
1196	STV 4892 BR	4.35	1.10	82.6	30.0	8.4	74.0	9.7	4.55	2470	.	.
1251	ST 5599BR	4.45	1.15	81.9	28.5	8.0	75.5	9.5	4.50	2368	.	.
1258	FM 800BR	3.75	1.20	85.3	33.0	8.4	75.5	8.8	3.70	2224	.	.
1254	DP 488BR	4.50	1.20	82.2	29.0	8.3	73.5	9.5	4.50	2234	.	.
1224	DP 555 R/R	4.20	1.15	83.0	28.0	7.4	78.5	8.6	4.35	1685	.	.
1256	FM 960BR	4.05	1.15	82.2	32.0	8.0	75.0	9.2	4.10	2074	.	.
1287	FM 958LL	4.20	1.20	83.7	29.5	7.3	75.5	8.7	4.25	2024	.	.
1288	NM N1155	3.85	1.30	84.1	32.0	8.1	72.5	8.9	3.75	2142	.	.
1291	TAM 98D-102	3.75	1.20	84.8	35.5	8.0	72.0	9.8	3.75	2199	.	.
1255	FM 960B2R	4.10	1.20	83.0	31.5	7.6	77.0	9.2	4.10	1943	.	.
1290	STV 6636BR	4.25	1.20	83.8	31.5	8.0	75.0	9.4	4.30	2257	.	.
1166	PHYTOGEN 72	4.10	1.25	84.2	33.5	8.6	72.5	9.9	4.25	1503	.	.
.	LSD	0.36	0.08	1.1	1.6	0.4	2.5	0.5	0.34	427	.	.

---GOSSYPOL LEVELS---

-----AREALOMETER DATA-----

VARIETY	VARIETY	PLUS	MINUS	TOTAL	A	D	M	p	w	t	
CODE	NAME	(+)	(-)	(%)	---(mm2/mm3)---		I	(%)	(microns)	(mg/in)	(microns)
1282	DPL 445BR	.	.	.	496	41.3	1.98	75	49.89	3.89	2.4
1284	AR 9304-39-15	.	.	.	483	38.3	1.92	77	49.86	3.99	2.5
1286	JAJO 1145	.	.	.	478	29.8	1.76	84	46.06	3.72	2.6
1283	AR 9314-24-16	.	.	.	445	32.8	1.82	81	51.32	4.46	2.7
1241	DP 444 BR	.	.	.	513	37.5	1.91	78	46.65	3.52	2.3
1281	DPL 455BR	.	.	.	489	30.3	1.77	83	45.49	3.61	2.5
1289	STV 4574BR	.	.	.	481	40.5	1.96	76	51.12	4.12	2.5
1285	AR 9304-17-04	.	.	.	435	27.5	1.71	85	49.53	4.42	2.8
1196	STV 4892 BR	.	.	.	449	37.3	1.90	78	53.24	4.59	2.7
1251	ST 5599BR	.	.	.	451	31.5	1.79	82	49.88	4.28	2.7
1258	FM 800BR	.	.	.	503	34.0	1.84	80	45.99	3.54	2.4
1254	DP 488BR	.	.	.	442	29.5	1.75	84	49.83	4.37	2.8
1224	DP 555 R/R	.	.	.	471	28.8	1.74	84	46.33	3.81	2.6
1256	FM 960BR	.	.	.	471	31.5	1.79	83	47.69	3.92	2.6
1287	FM 958LL	.	.	.	456	28.5	1.73	85	47.71	4.05	2.7
1288	NM N1155	.	.	.	510	34.8	1.86	80	45.71	3.47	2.4
1291	TAM 98D-102	.	.	.	501	37.8	1.90	78	47.65	3.68	2.4
1255	FM 960B2R	.	.	.	463	31.8	1.80	82	48.66	4.07	2.6
1290	STV 6636BR	.	.	.	461	37.5	1.91	78	51.97	4.36	2.6

1166	PHYTOGEN 72	.	.	.	466	25.5	1.67	87	45.14	3.76	2.7
.	LSD	.	.	.	34.4	11.5	0.22	8	4.81	0.50	0.2

INDIVIDUAL LOCATION DATA
LOCATION=PORTAGEVILLE, MO

VARIETY CODE	VARIETY NAME	LINT	BOLL	LINT PERCENT	SEED INDEX	YARN	DIGITAL FIBROGRAPH		STELOMETER	
		YIELD (lb/acre)	SIZE (g/boll)			TENACITY (mN/TEX)	2.5% S.L. (inches)	50% S.L. (inches)	T1 (mN/tex)	E1 (%)
1282	DPL 445BR	1392	6.24	.	16.1	126	1.18	0.58	204	8.8
1289	STV 4574BR	1366	6.13	.	15.7	110	1.13	0.56	195	7.7
1196	STV 4892 BR	1315	5.90	.	15.0	114	1.15	0.57	182	8.0
1251	ST 5599BR	1288	5.78	.	15.2	117	1.17	0.55	208	5.0
1224	DP 555 R/R	1259	5.65	.	14.2
1281	DPL 455BR	1241	5.56	.	15.1	126	1.16	0.57	211	6.8
1241	DP 444 BR	1229	5.51	.	15.2
1256	FM 960BR	1215	5.45	.	14.3	135	1.18	0.59	225	5.7
1286	JAJO 1145	1200	5.38	.	14.4	123	1.23	0.60	221	7.2
1285	AR 9304-17-04	1176	5.27	.	14.8	118	1.19	0.57	205	7.5
1258	FM 800BR	1158	5.19	.	14.0	133	1.23	0.60	224	5.9
1255	FM 960B2R	1154	5.17	.	14.2	128	1.17	0.56	225	4.0
1287	FM 958LL	1144	5.13	.	14.2	127	1.20	0.58	213	5.8
1254	DP 488BR	1143	5.12	.	13.2	123	1.18	0.54	196	6.5
1284	AR 9304-39-15	1062	4.76	.	13.6	112	1.14	0.57	206	8.0
1290	STV 6636BR	1046	4.69	.	13.3	123	1.18	0.59	224	5.2
1291	TAM 98D-102	1028	4.61	.	14.2	136	1.20	0.60	253	6.2
1283	AR 9314-24-16	1014	4.55	.	12.3	110	1.21	0.59	196	8.0
1288	NM N1155	959	4.30	.	12.4	132	1.27	0.60	227	6.7
1166	PHYTOGEN 72	892	4.00	.	11.4
.	LSD	150	0.67	.	1.4	12	0.07	0.02	22	1.7

VARIETY CODE	VARIETY NAME	MICRO- NAIRE (reading)	SL-HVI Starlab (Calibrated to USDA SL-HVI Std.)			SEED YIELD (lb/ac)	COLORIMETER HUNTER'S Rd	MICRO- NAIRE (Reading)	SEED YIELD (lb/ac)	OIL (%)	NITR OGEN (%)	
			2.5% S.L. (in.)	UNIFO- MITY (%)	STRE- NGTH (g/tex)							
1282	DPL 445BR	4.75	1.20	82.7	29.0	8.7	69.5	8.8	4.65	.	18.16	3.81
1289	STV 4574BR	5.05	1.10	81.3	28.0	9.3	68.5	9.4	5.00	.	19.71	3.34

2005 National Cotton Variety Test

1196	STV 4892 BR	5.20	1.10	82.3	28.0	8.3	69.0	8.8	5.10	.	.	.
1251	ST 5599BR	4.80	1.20	80.8	29.0	7.9	69.0	9.0	4.70	.	.	.
1224	DP 555 R/R
1281	DPL 455BR	4.30	1.20	81.5	29.0	7.7	69.0	9.3	4.40	.	18.09	4.19
1241	DP 444 BR
1256	FM 960BR	4.70	1.15	81.3	31.0	7.8	70.0	8.2	4.65	.	20.40	3.78
1286	JAJ0 1145	4.75	1.20	83.1	30.5	8.5	68.0	8.7	4.75	.	20.29	3.83
1285	AR 9304-17-04	5.00	1.20	82.3	29.5	8.6	67.0	8.9	5.05	.	20.54	4.02
1258	FM 800BR	4.45	1.20	82.7	29.5	7.8	70.5	8.1	4.45	.	20.57	3.98
1255	FM 960B2R	5.30	1.10	81.2	32.0	7.9	71.0	8.6	5.20	.	.	.
1287	FM 958LL	4.70	1.20	82.7	30.0	7.9	71.0	7.8	4.70	.	20.72	3.72
1254	DP 488BR	4.50	1.20	81.5	30.0	8.1	67.0	8.9	4.50	.	16.34	3.73
1284	AR 9304-39-15	4.60	1.10	81.5	28.0	8.2	67.5	8.8	4.65	.	18.84	4.01
1290	STV 6636BR	4.85	1.20	82.7	31.0	8.3	66.0	8.7	4.90	.	18.52	3.24
1291	TAM 98D-102	4.80	1.20	82.2	36.0	8.5	65.5	9.4	4.85	.	18.95	3.33
1283	AR 9314-24-16	4.80	1.20	83.2	30.0	8.5	67.0	8.8	4.70	.	18.54	4.04
1288	NM N1155	4.15	1.25	83.0	32.5	8.3	67.5	8.6	4.15	.	19.34	3.95
1166	PHYTOGEN 72
.	LSD	0.56	0.10	2.1	2.7	0.7	3.9	0.8	0.53	.	1.66	0.39

---GOSSYPOL LEVELS---

-----AREALOMETER DATA-----

VARIETY CODE	VARIETY NAME	PLUS (+)	MINUS (-)	TOTAL (%)	A ---(mm2/mm3)---	D	I	M (%)	p (microns)	w (mg/in)	t (microns)
1282	DPL 445BR	0.82	0.58	1.40	439	33.0	1.82	81	52.17	4.60	2.8
1289	STV 4574BR	0.67	0.44	1.11	407	25.0	1.66	87	51.23	4.87	3.0
1196	STV 4892 BR	.	.	.	405	30.5	1.77	83	54.94	5.24	3.0
1251	ST 5599BR	.	.	.	428	30.5	1.77	83	52.06	4.70	2.8
1224	DP 555 R/R
1281	DPL 455BR	0.59	0.41	1.00	458	34.5	1.85	80	50.71	4.27	2.6
1241	DP 444 BR
1256	FM 960BR	0.48	0.43	0.91	431	24.5	1.65	88	48.06	4.33	2.9
1286	JAJ0 1145	0.78	0.52	1.30	423	27.5	1.71	86	50.87	4.66	2.9
1285	AR 9304-17-04	0.88	0.54	1.42	395	28.5	1.73	84	55.00	5.38	3.1
1258	FM 800BR	0.46	0.42	0.88	452	25.8	1.68	87	46.60	3.99	2.7
1255	FM 960B2R	.	.	.	393	20.5	1.56	91	49.90	4.90	3.2
1287	FM 958LL	0.45	0.45	0.90	419	17.5	1.50	94	44.72	4.12	3.0
1254	DP 488BR	0.64	0.53	1.17	447	39.5	1.94	76	54.61	4.72	2.6
1284	AR 9304-39-15	0.90	0.55	1.45	427	30.8	1.78	83	52.27	4.73	2.8
1290	STV 6636BR	0.70	0.44	1.14	415	25.0	1.66	87	50.35	4.70	3.0
1291	TAM 98D-102	0.60	0.42	1.02	427	27.5	1.71	85	50.37	4.56	2.9
1283	AR 9314-24-16	0.66	0.43	1.09	436	37.0	1.90	78	54.58	4.84	2.7
1288	NM N1155	0.62	0.40	1.02	477	29.0	1.74	84	45.91	3.72	2.6
1166	PHYTOGEN 72
.	LSD	0.16	0.16	0.23	39.0	9.0	0.18	7	4.79	0.69	0.3

INDIVIDUAL LOCATION DATA

LOCATION=LAS CRUCES, NM

VARIETY CODE	VARIETY NAME	LINT	BOLL	LINT PERCENT	SEED INDEX	YARN	DIGITAL FIBROGRAPH		STELOMETER	
		YIELD (lb/acre)	SIZE (g/boll)			TENACITY (mN/TEX)	2.5% S.L. (inches)	50% S.L. (inches)	T1 (mN/tex)	E1 (%)
1281	DPL 455BR	1820	4.91	47.5	.	132	1.18	0.57	199	8.3
1224	DP 555 R/R	1766	4.76	46.4	.	118	1.17	0.53	188	7.7
1282	DPL 445BR	1717	5.14	46.1	.	126	1.19	0.57	202	9.7
1290	STV 6636BR	1663	4.99	42.2	.	121	1.23	0.58	216	6.7
1287	FM 958LL	1632	5.46	43.5	.	122	1.26	0.58	191	6.4
1166	PHYTOGEN 72	1625	5.28	44.9
1288	NM N1155	1574	4.95	41.3	.	146	1.30	0.61	230	7.9
1255	FM 960B2R	1568	5.80	43.6	.	130	1.21	0.56	215	6.0
1256	FM 960BR	1553	5.69	43.0	.	136	1.20	0.58	213	6.7
1251	ST 5599BR	1549	5.78	43.2	.	121	1.17	0.56	190	6.8
1254	DP 488BR	1499	5.36	43.2	.	122	1.21	0.57	206	7.5
1241	DP 444 BR	1496	5.14	45.0	.	127	1.16	0.58	189	7.6
1289	STV 4574BR	1463	5.39	44.5	.	116	1.18	0.56	202	9.6
1196	STV 4892 BR	1447	5.51	44.4	.	115	1.14	0.55	178	7.7
1286	JAJO 1145	1439	5.63	43.0	.	125	1.27	0.58	189	8.6
1291	TAM 98D-102	1392	6.09	40.6	.	135	1.21	0.59	228	6.8
1285	AR 9304-17-04	1355	5.19	43.2	.	119	1.16	0.57	193	7.8
1258	FM 800BR	1340	5.83	42.9	.	139	1.22	0.58	216	7.2
1283	AR 9314-24-16	1180	5.96	44.0	.	113	1.18	0.58	174	8.3
1284	AR 9304-39-15	1118	5.30	43.3	.	124	1.12	0.56	179	7.7
.	LSD	407	0.51	1.8	.	7	0.03	0.02	19	1.3

SL-HVI Starlab (Calibrated to USDA SL-HVI Std.)

VARIETY CODE	VARIETY NAME	MICRO- NAIRE (reading)	2.5% S.L. (in.)	UNIFO- MITY (%)	STRE- NGTH (g/tex)	E	COLORIMETER		MICRO- NAIRE (Reading)	SEED YIELD (lb/ac)	OIL (%)	NITR OGEN (%)
							HUNTER'S Rd	b				
1281	DPL 455BR	4.50	1.20	83.8	29.5	8.9	80.0	9.3	4.45	2017	18.96	3.30
1224	DP 555 R/R	4.45	1.20	82.7	29.0	8.0	82.0	7.1	4.55	2035	19.20	3.39
1282	DPL 445BR	4.75	1.20	84.8	29.0	9.5	81.0	9.3	4.75	2017	19.72	3.17
1290	STV 6636BR	4.80	1.20	84.8	32.5	8.8	76.5	9.8	4.80	2275	23.16	3.22
1287	FM 958LL	4.70	1.25	84.5	28.0	7.4	81.5	8.1	4.55	2112	23.79	3.12

										1998		
1166	PHYTOGEN 72
1288	NM N1155	3.80	1.30	84.6	30.0	8.1	75.0	8.4	3.75	2225	24.98	3.23
1255	FM 960B2R	4.45	1.20	83.4	31.0	7.9	80.0	7.8	4.45	2030	23.76	2.95
1256	FM 960BR	4.50	1.20	83.4	31.0	8.1	80.5	8.6	4.40	2057	23.98	3.21
1251	ST 5599BR	4.80	1.20	83.3	29.0	8.5	77.0	9.6	4.65	2029	24.13	3.17
1254	DP 488BR	4.60	1.20	84.4	29.5	8.7	79.5	9.2	4.60	1964	19.27	3.08
1241	DP 444 BR	4.60	1.15	84.0	29.0	8.6	79.5	9.4	4.55	1821	23.42	3.16
1289	STV 4574BR	4.70	1.15	84.4	29.5	10.0	77.5	9.5	4.60	1827	21.24	3.14
1196	STV 4892 BR	5.00	1.10	84.3	29.5	8.9	77.0	10.0	4.80	1813	20.86	3.17
1286	JAJO 1145	4.60	1.30	84.9	30.0	9.1	79.5	9.4	4.65	1906	22.96	3.08
1291	TAM 98D-102	5.05	1.20	84.4	35.0	9.1	75.0	9.7	5.00	2029	23.07	3.26
1285	AR 9304-17-04	5.35	1.20	85.1	31.0	9.4	78.5	9.3	5.20	1782	22.71	3.25
1258	FM 800BR	4.20	1.20	84.3	30.5	8.2	81.5	8.3	4.10	1785	23.39	3.30
1283	AR 9314-24-16	5.20	1.20	84.3	28.5	9.3	76.0	10.0	5.05	1500	20.43	3.20
1284	AR 9304-39-15	4.40	1.10	83.6	29.5	8.9	79.5	8.8	4.45	1490	23.47	3.41
.	LSD	0.44	0.06	1.4	2.4	0.5	4.0	0.7	0.40	482	1.08	0.24

NITR

PLUS MINUS TOTAL

VARIETY CODE	VARIETY NAME	---GOSSYPOL LEVELS---			-----AREALOMETER DATA-----						
		PLUS (+)	MINUS (-)	TOTAL (%)	A ---(mm2/mm3)---	D	I	M (%)	p (microns)	w (mg/in)	t (microns)
1281	DPL 455BR	0.89	0.65	1.53	439	27.5	1.71	85	49.03	4.33	2.8
1224	DP 555 R/R	0.76	0.58	1.34	452	33.5	1.83	81	50.84	4.35	2.7
1282	DPL 445BR	1.02	0.75	1.77	425	24.8	1.66	87	48.95	4.46	2.9
1290	STV 6636BR	0.78	0.48	1.26	419	32.3	1.81	82	54.12	4.99	2.9
1287	FM 958LL	0.56	0.57	1.13	448	27.5	1.71	86	47.94	4.14	2.8
1166	PHYTOGEN 72
1288	NM N1155	0.75	0.51	1.26	518	37.8	1.91	78	46.26	3.45	2.3
1255	FM 960B2R	0.83	0.63	1.46	452	35.8	1.87	79	52.06	4.46	2.7
1256	FM 960BR	0.71	0.59	1.30	461	30.8	1.78	83	48.50	4.08	2.6
1251	ST 5599BR	0.93	0.57	1.50	442	31.8	1.80	82	50.86	4.45	2.7
1254	DP 488BR	0.80	0.68	1.48	445	34.5	1.85	80	52.29	4.55	2.7
1241	DP 444 BR	0.94	0.66	1.60	441	26.8	1.70	86	48.38	4.25	2.8
1289	STV 4574BR	0.71	0.51	1.23	434	32.3	1.81	81	52.35	4.68	2.8
1196	STV 4892 BR	0.98	0.72	1.70	428	35.8	1.87	79	54.86	4.96	2.8
1286	JAJO 1145	0.83	0.61	1.44	432	32.8	1.82	81	52.82	4.73	2.8
1291	TAM 98D-102	0.79	0.54	1.33	409	29.8	1.76	84	54.00	5.11	3.0
1285	AR 9304-17-04	1.08	0.70	1.78	397	27.3	1.71	85	53.99	5.26	3.1
1258	FM 800BR	0.67	0.55	1.22	481	33.5	1.83	81	47.82	3.85	2.5
1283	AR 9314-24-16	0.84	0.58	1.42	409	31.3	1.79	83	54.93	5.20	3.0
1284	AR 9304-39-15	1.21	0.69	1.90	451	38.0	1.92	78	53.45	4.60	2.6
.	LSD	0.11	0.11	0.19	31.1	8.6	0.17	7	3.49	0.47	0.2

INDIVIDUAL LOCATION DATA

LOCATION=KEISER, AR

VARIETY CODE	VARIETY NAME	LINT	BOLL	LINT PERCENT	SEED INDEX	YARN	DIGITAL FIBROGRAPH		STELOMETER	
		YIELD (lb/acre)	SIZE (g/boll)			TENACITY (mN/TEX)	2.5% S.L. (inches)	50% S.L. (inches)	T1 (mN/tex)	E1 (%)
1241	DP 444 BR	1068	3.50	.	8.7	146	1.19	0.61	213	6.8
1224	DP 555 R/R	1049	4.08	.	7.3	124	1.15	0.56	205	5.5
1196	STV 4892 BR	1041	3.94	.	9.7	132	1.19	0.63	203	7.2
1282	DPL 445BR	1025	3.89	.	8.7	143	1.23	0.61	244	8.8
1281	DPL 455BR	1019	3.67	.	8.0	144	1.21	0.60	210	6.1
1290	STV 6636BR	999	4.01	.	9.0	139	1.22	0.59	219	5.7
1286	JAJO 1145	998	4.24	.	10.0	139	1.25	0.63	211	7.3
1284	AR 9304-39-15	986	3.72	.	10.1	140	1.14	0.59	215	7.6
1254	DP 488BR	956	3.62	.	8.9	127	1.24	0.59	222	6.4
1289	STV 4574BR	922	4.01	.	8.5	141	1.17	0.58	215	8.7
1251	ST 5599BR	902	4.42	.	10.3	131	1.19	0.57	209	4.8
1283	AR 9314-24-16	900	4.26	.	10.8	140	1.20	0.61	219	7.0
1256	FM 960BR	895	4.48	.	10.9	152	1.20	0.60	235	5.0
1285	AR 9304-17-04	847	3.78	.	9.8	136	1.21	0.61	231	7.3
1287	FM 958LL	835	4.12	.	10.2	145	1.22	0.60	227	5.4
1255	FM 960B2R	816	4.28	.	10.8	143	1.25	0.59	224	4.5
1291	TAM 98D-102	790	4.53	.	10.7	159	1.25	0.63	253	5.8
1166	PHYTOGEN 72	778	3.98	.	10.0	151	1.26	0.62	251	8.1
1288	NM N1155	730	3.53	.	9.4	159	1.30	0.60	246	6.3
1258	FM 800BR	710	4.48	.	10.5	163	1.26	0.64	237	5.8
.	LSD	132	0.95	.	0.8	8	0.04	0.03	11	0.8

SL-HVI Starlab (Calibrated to USDA SL-HVI Std.)

VARIETY CODE	VARIETY NAME	MICRO- NAIRE (reading)	SL-HVI Starlab (Calibrated to USDA SL-HVI Std.)				SEED YIELD (lb/ac)	COLORIMETER HUNTER'S Rd	MICRO- NAIRE (Reading)	SEED YIELD (lb/ac)	OIL (%)	NITR OGEN (%)
			2.5% S.L. (in.)	UNIFO- MITY (%)	STRE- NGTH (g/tex)	E						
1241	DP 444 BR	3.60	1.20	84.0	30.0	8.3	73.0	7.6	3.70	.	20.20	3.29
1224	DP 555 R/R	4.65	1.10	81.4	29.0	7.5	77.5	8.0	4.70	.	17.22	3.02
1196	STV 4892 BR	4.30	1.15	84.4	32.5	8.5	72.0	8.5	4.45	.	17.15	3.21
1282	DPL 445BR	4.30	1.20	84.3	32.5	9.0	73.0	8.0	4.20	.	17.42	3.03
1281	DPL 455BR	3.95	1.20	81.5	30.0	7.8	74.0	9.1	4.05	.	17.14	3.13
1290	STV 6636BR	4.55	1.20	83.9	33.5	8.2	72.5	8.5	4.60	.	18.91	2.96
1286	JAJO 1145	4.35	1.30	86.0	37.0	9.0	74.5	9.1	4.40	.	20.31	3.13
1284	AR 9304-39-15	3.90	1.10	83.6	32.0	8.6	75.0	8.0	3.95	.	20.31	3.41

1254	DP 488BR	4.30	1.20	83.2	32.0	8.4	73.0	8.3	4.40	.	17.15	3.14
1289	STV 4574BR	3.80	1.20	82.6	31.5	9.7	72.0	8.6	3.95	.	17.64	3.05
1251	ST 5599BR	4.30	1.20	82.4	30.5	8.0	73.5	8.5	4.35	.	21.01	3.10
1283	AR 9314-24-16	4.65	1.20	83.1	31.5	9.0	74.0	8.8	4.60	.	16.25	3.47
1256	FM 960BR	4.55	1.20	82.5	35.5	8.2	75.5	7.9	4.40	.	19.81	2.90
1285	AR 9304-17-04	4.35	1.20	84.1	34.5	9.2	73.5	8.3	4.30	.	18.92	3.37
1287	FM 958LL	4.60	1.20	83.6	32.5	7.8	73.0	7.1	4.55	.	19.91	3.18
1255	FM 960B2R	4.55	1.20	83.1	33.5	8.2	73.0	7.7	4.65	.	20.45	2.96
1291	TAM 98D-102	4.15	1.20	84.5	38.0	8.8	71.5	8.6	4.10	.	19.14	3.15
1166	PHYTOGEN 72	4.50	1.25	84.5	35.0	8.8	72.0	8.8	4.45	.	19.39	3.14
1288	NM N1155	3.75	1.30	84.7	33.5	8.4	73.0	8.1	3.80	.	21.04	3.30
1258	FM 800BR	4.25	1.20	84.8	35.5	8.3	76.0	7.9	4.25	.	19.82	3.21
.	LSD	0.55	0.05	1.5	2.3	0.6	3.1	0.9	0.56	.	2.31	0.38

VARIETY CODE	VARIETY NAME	---GOSSYPOL LEVELS---			-----AREALOMETER DATA-----						
		PLUS (+)	MINUS (-)	TOTAL (%)	A ---(mm2/mm3)---	D	I	M (%)	p (microns)	w (mg/in)	t (microns)
1241	DP 444 BR	0.77	0.47	1.24	502	31.8	1.80	82	44.94	3.46	2.4
1224	DP 555 R/R	0.62	0.43	1.04	437	23.5	1.63	88	46.79	4.14	2.8
1196	STV 4892 BR	0.83	0.53	1.36	468	41.0	1.97	76	52.72	4.37	2.6
1282	DPL 445BR	0.85	0.61	1.46	474	35.3	1.87	80	49.43	4.03	2.6
1281	DPL 455BR	0.61	0.40	1.01	470	29.8	1.76	83	46.95	3.87	2.6
1290	STV 6636BR	0.76	0.44	1.19	449	32.8	1.82	81	50.91	4.42	2.7
1286	JAJO 1145	0.90	0.55	1.45	456	34.5	1.84	80	50.62	4.30	2.7
1284	AR 9304-39-15	1.01	0.56	1.57	489	40.5	1.96	76	50.43	4.00	2.4
1254	DP 488BR	0.65	0.50	1.15	450	34.3	1.84	80	51.40	4.42	2.7
1289	STV 4574BR	0.67	0.40	1.07	492	41.3	1.98	76	50.41	3.97	2.4
1251	ST 5599BR	0.89	0.46	1.35	455	30.0	1.76	83	48.61	4.13	2.7
1283	AR 9314-24-16	0.59	0.38	0.96	443	33.0	1.82	81	51.65	4.51	2.7
1256	FM 960BR	0.52	0.36	0.88	440	22.0	1.60	90	45.54	4.00	2.9
1285	AR 9304-17-04	0.88	0.51	1.39	462	39.3	1.93	77	52.66	4.44	2.6
1287	FM 958LL	0.46	0.42	0.88	440	26.5	1.68	87	48.03	4.27	2.9
1255	FM 960B2R	0.57	0.43	1.00	437	29.0	1.74	84	50.13	4.44	2.8
1291	TAM 98D-102	0.72	0.42	1.13	466	35.0	1.86	79	50.09	4.16	2.6
1166	PHYTOGEN 72	0.56	0.41	0.97	441	19.5	1.54	92	43.85	3.85	2.9
1288	NM N1155	0.66	0.37	1.03	524	35.3	1.87	80	44.99	3.37	2.3
1258	FM 800BR	0.52	0.41	0.93	469	23.8	1.64	88	43.71	3.60	2.7
.	LSD	0.10	0.10	0.15	57.1	12.2	0.23	9	3.85	0.65	0.4

INDIVIDUAL LOCATION DATA

LOCATION=FLORENCE, SC

VARIETY CODE	VARIETY NAME	LINT	BOLL	LINT PERCENT	SEED INDEX	YARN	DIGITAL FIBROGRAPH		STELOMETER	
		YIELD (lb/acre)	SIZE (g/boll)			TENACITY (mN/TEX)	2.5% S.L. (inches)	50% S.L. (inches)	T1 (mN/tex)	E1 (%)
1241	DP 444 BR	960	5.45	.	11.0	136	1.18	0.59	217	7.5
1287	FM 958LL	925	5.24	.	11.6	143	1.20	0.58	224	4.9
1224	DP 555 R/R	893	5.18	.	8.9	127	1.16	0.55	217	6.8
1196	STV 4892 BR	888	5.52	.	11.0	125	1.13	0.57	210	7.4
1289	STV 4574BR	866	5.70	.	10.9	124	1.16	0.58	213	10.5
1281	DPL 455BR	860	5.09	.	9.5	143	1.22	0.59	213	7.0
1284	AR 9304-39-15	846	5.35	.	11.2	132	1.11	0.56	214	7.7
1251	ST 5599BR	829	6.13	.	11.4	133	1.19	0.58	230	7.2
1286	JAJO 1145	826	6.32	.	12.3	137	1.23	0.59	221	7.7
1283	AR 9314-24-16	794	5.57	.	12.3	124	1.17	0.58	217	7.5
1282	DPL 445BR	788	5.63	.	10.3	129	1.20	0.59	230	9.8
1256	FM 960BR	784	5.90	.	11.4	146	1.15	0.57	234	6.2
1290	STV 6636BR	745	4.98	.	10.2	131	1.19	0.59	218	7.2
1285	AR 9304-17-04	717	5.48	.	11.7	130	1.16	0.59	217	7.4
1288	NM N1155	688	5.52	.	11.3	148	1.31	0.61	258	6.4
1254	DP 488BR	677	5.79	.	10.4	70	1.18	0.56	216	7.3
1291	TAM 98D-102	668	6.02	.	12.2	148	1.22	0.61	253	7.4
1166	PHYTOGEN 72	668	5.66	.	10.4	147	1.20	0.59	251	8.4
1255	FM 960B2R	615	5.78	.	11.7	143	1.21	0.57	226	6.0
1258	FM 800BR	596	5.80	.	11.9	152	1.23	0.60	259	6.2
.	LSD	192	0.63	.	0.6	38	0.04	0.02	8	0.8

SL-HVI Starlab (Calibrated to USDA SL-HVI Std.)

VARIETY CODE	VARIETY NAME	MICRO-	2.5%	UNIFO-	STRE-	SEED YIELD (lb/ac)	COLORIMETER		MICRO-	SEED YIELD (lb/ac)	OIL (%)	NITR OGEN (%)
		NAIRE (reading)	S.L. (in.)	MITY (%)	NGTH (g/tex)		HUNTER'S	NAIRE (Reading)	E Rd			
1241	DP 444 BR	4.60	1.20	85.8	31.0	8.5	72.5	8.8	4.45	.	20.40	3.85
1287	FM 958LL	4.75	1.20	85.4	32.5	7.0	72.0	8.0	4.60	.	19.91	3.60
1224	DP 555 R/R	4.85	1.20	84.7	32.0	8.0	70.5	8.0	4.75	.	18.69	3.69
1196	STV 4892 BR	5.15	1.20	85.6	31.0	8.5	68.0	9.2	5.05	.	18.69	3.68
1289	STV 4574BR	4.80	1.20	85.8	31.5	9.5	71.5	9.4	4.65	.	18.01	3.57
1281	DPL 455BR	4.35	1.25	85.2	33.0	8.0	68.5	8.5	4.30	.	16.06	3.89
1284	AR 9304-39-15	4.50	1.15	84.7	31.5	9.5	68.5	7.5	4.25	.	19.27	3.62
1251	ST 5599BR	4.75	1.20	84.8	31.5	8.0	72.0	9.0	4.70	.	20.65	3.62
1286	JAJO 1145	4.80	1.25	87.3	32.5	9.0	70.0	8.8	4.75	.	19.44	3.55
1283	AR 9314-24-16	5.20	1.20	86.8	32.5	9.0	70.5	8.5	4.90	.	17.88	3.78
1282	DPL 445BR	4.45	1.20	87.1	33.0	9.5	73.0	9.2	4.25	.	17.40	3.58
1256	FM 960BR	4.60	1.20	84.4	34.5	7.5	73.0	8.8	4.35	.	19.83	3.40

1290	STV 6636BR	4.50	1.20	86.4	31.5	8.0	68.0	9.2	4.65	.	19.23	3.30
1285	AR 9304-17-04	5.10	1.20	86.1	32.5	8.5	68.5	8.3	4.85	.	19.90	3.71
1288	NM N1155	4.15	1.35	86.5	32.0	8.0	71.0	8.0	4.00	.	21.13	3.61
1254	DP 488BR	4.70	1.20	84.5	30.5	8.0	70.0	8.7	4.60	.	17.74	3.31
1291	TAM 98D-102	4.40	1.20	86.2	35.0	8.0	71.0	9.1	4.35	.	19.23	3.38
1166	PHYTOGEN 72	4.65	1.20	85.6	34.0	8.0	66.0	8.2	4.25	.	20.49	3.60
1255	FM 960B2R	4.65	1.20	84.8	33.0	7.5	68.5	8.3	4.60	.	20.17	3.60
1258	FM 800BR	4.05	1.25	86.4	34.5	8.0	74.0	8.0	4.05	.	19.69	3.62
.	LSD	0.40	0.07	1.7	2.8	0.9	2.7	1.0	0.34	.	1.27	0.23

VARIETY CODE	VARIETY NAME	---GOSSYPOL LEVELS---			-----AREALOMETER DATA-----						
		PLUS (+)	MINUS (-)	TOTAL (%)	A ---(mm2/mm3)---	D	I	M (%)	p (microns)	w (mg/in)	t (microns)
1241	DP 444 BR	0.93	0.57	1.49	438	33.0	1.82	81	52.17	4.60	2.8
1287	FM 958LL	0.55	0.48	1.02	434	25.5	1.67	87	48.43	4.33	2.8
1224	DP 555 R/R	0.68	0.47	1.14	461	23.5	1.63	88	44.71	3.81	2.8
1196	STV 4892 BR	0.85	0.58	1.42	387	30.3	1.77	83	57.38	5.73	3.2
1289	STV 4574BR	0.72	0.45	1.17	432	32.3	1.81	82	52.61	4.72	2.8
1281	DPL 455BR	0.70	0.47	1.16	453	34.5	1.85	80	51.27	4.38	2.7
1284	AR 9304-39-15	1.07	0.62	1.69	440	32.8	1.81	82	51.77	4.57	2.8
1251	ST 5599BR	0.87	0.49	1.36	422	31.5	1.79	82	53.25	4.88	2.9
1286	JAJO 1145	0.84	0.54	1.38	420	30.3	1.77	83	52.92	4.88	2.9
1283	AR 9314-24-16	0.77	0.50	1.27	416	32.8	1.82	81	54.84	5.11	2.9
1282	DPL 445BR	0.97	0.67	1.63	452	35.0	1.86	80	51.65	4.42	2.7
1256	FM 960BR	0.64	0.46	1.10	435	27.3	1.71	86	49.29	4.38	2.8
1290	STV 6636BR	0.77	0.45	1.22	424	30.3	1.77	83	52.33	4.77	2.8
1285	AR 9304-17-04	0.99	0.59	1.57	400	28.5	1.73	85	54.42	5.28	3.1
1288	NM N1155	0.80	0.49	1.29	467	26.3	1.69	86	45.43	3.77	2.6
1254	DP 488BR	0.82	0.61	1.42	432	29.5	1.75	84	50.94	4.56	2.8
1291	TAM 98D-102	0.76	0.46	1.22	434	34.8	1.85	80	53.48	4.76	2.8
1166	PHYTOGEN 72	0.59	0.43	1.02	424	24.8	1.66	88	48.96	4.46	2.9
1255	FM 960B2R	0.61	0.46	1.07	423	25.5	1.67	87	49.67	4.54	2.9
1258	FM 800BR	0.56	0.43	0.99	466	30.0	1.76	83	47.56	3.95	2.6
.	LSD	0.10	0.10	0.17	45.0	9.4	0.18	7	4.19	0.68	0.4

INDIVIDUAL LOCATION DATA

LOCATION=BELLE MINA, AL

VARIETY	VARIETY	LINT	BOLL	YARN			DIGITAL FIBROGRAPH		STELOMETER	
		YIELD	SIZE	LINT	SEED	TENACITY	2.5% S.L.	50% S.L.	T1	E1

CODE	NAME	(lb/acre)	(g/boll)	PERCENT	INDEX	(mN/TEX)	(inches)	(inches)	(mN/tex)	(%)
1284	AR 9304-39-15	927	4.32	41.3	9.4	123	1.09	0.56	195	6.1
1282	DPL 445BR	834	4.40	42.3	9.0	135	1.14	0.57	219	8.9
1290	STV 6636BR	831	4.30	39.3	9.1	129	1.15	0.59	199	6.4
1285	AR 9304-17-04	825	4.54	40.8	9.9	128	1.15	0.58	193	7.3
1254	DP 488BR	821	4.78	40.8	8.8	127	1.16	0.57	200	6.9
1289	STV 4574BR	789	4.62	41.5	9.5	126	1.11	0.56	187	9.3
1251	ST 5599BR	784	5.10	40.8	9.6	114	1.12	0.55	185	6.0
1281	DPL 455BR	771	4.08	42.5	8.4	134	1.13	0.55	216	6.9
1196	STV 4892 BR	769	4.29	41.8	9.4	119	1.09	0.55	185	5.7
1287	FM 958LL	735	4.64	40.5	9.6	133	1.16	0.57	199	5.7
1291	TAM 98D-102	717	4.67	38.8	10.4	81	1.18	0.60	245	7.3
1256	FM 960BR	707	4.79	40.0	10.0	138	1.13	0.56	209	5.7
1286	JAJO 1145	705	4.75	41.8	9.6	134	1.18	0.56	203	7.4
1166	PHYTOGEN 72	656	4.54	40.8	9.2	142	1.20	0.63	238	8.4
1224	DP 555 R/R	642	3.82	44.3	7.2	112	1.07	0.52	198	5.3
1241	DP 444 BR	616	4.42	43.0	8.4	129	1.12	0.55	183	6.5
1283	AR 9314-24-16	577	4.94	41.5	10.6	116	1.12	0.54	191	7.4
1258	FM 800BR	534	4.67	40.8	10.0	142	1.17	0.56	227	6.3
1255	FM 960B2R	519	4.63	39.5	9.6	130	1.17	0.55	193	5.3
1288	NM N1155	473	4.22	37.3	10.1	145	1.23	0.60	219	6.4
.	LSD	223	0.41	1.4	0.7	45	0.04	0.04	17	1.1

SL-HVI Starlab (Calibrated to USDA SL-HVI Std.)

VARIETY	VARIETY	MICRO-	2.5%	UNIFO-	STRE-		COLORIMETER	MICRO-	SEED		NITR	
CODE	NAME	NAIRE	S.L.	MITY	NGTH	E	HUNTER'S	NAIRE	YIELD	OIL	OGEN	
		(reading)	(in.)	(%)	(g/tex)		Rd	b (Reading)	(lb/ac)	(%)	(%)	
1284	AR 9304-39-15	3.40	1.10	82.1	28.0	8.3	71.5	8.3	3.50	1315	16.19	3.69
1282	DPL 445BR	3.75	1.15	82.8	30.5	9.1	73.5	8.2	3.80	1139	16.46	3.42
1290	STV 6636BR	4.00	1.15	83.7	32.0	7.9	72.0	8.4	4.15	1275	17.42	3.44
1285	AR 9304-17-04	4.05	1.15	82.8	31.0	8.3	70.5	8.7	4.10	1202	17.58	3.57
1254	DP 488BR	3.90	1.20	82.2	30.0	8.2	72.0	8.8	4.05	1194	17.25	3.50
1289	STV 4574BR	3.75	1.10	82.3	28.5	9.5	71.5	8.9	3.90	1108	16.54	3.35
1251	ST 5599BR	4.05	1.10	81.6	28.5	7.7	73.0	8.6	4.15	1140	18.53	3.50
1281	DPL 455BR	3.95	1.15	81.9	30.0	8.1	73.0	9.1	3.95	1051	15.83	3.62
1196	STV 4892 BR	4.05	1.10	81.9	27.5	7.9	71.5	9.3	4.15	1078	16.36	3.59
1287	FM 958LL	3.50	1.20	82.2	27.5	7.1	75.0	8.3	3.70	1083	17.64	3.58
1291	TAM 98D-102	3.20	1.20	83.7	37.5	8.3	73.0	9.0	3.20	1134	14.95	3.02
1256	FM 960BR	3.35	1.10	82.2	29.5	7.3	75.5	8.0	3.40	1060	17.54	3.26
1286	JAJO 1145	3.55	1.20	82.8	30.0	8.3	73.0	9.0	3.65	989	16.94	3.53
1166	PHYTOGEN 72	4.15	1.20	83.9	32.0	8.5	70.0	8.9	4.10	953	17.61	3.70
1224	DP 555 R/R	4.35	1.10	79.8	26.0	7.2	74.0	8.3	4.45	809	15.83	3.80
1241	DP 444 BR	3.65	1.10	81.4	27.0	8.0	71.5	8.4	3.70	823	16.70	3.56
1283	AR 9314-24-16	4.00	1.10	83.0	28.0	8.4	72.0	9.6	3.95	818	14.70	3.57

1258	FM 800BR	3.15	1.20	83.1	28.5	7.4	76.0	8.0	3.30	780	18.67	3.57
1255	FM 960B2R	3.50	1.15	82.3	30.5	7.2	73.5	8.1	3.55	798	18.50	3.33
1288	NM N1155	3.20	1.20	82.8	29.5	7.7	74.0	8.6	3.35	807	18.47	3.72
.	LSD	0.60	0.07	1.6	2.8	0.7	2.7	0.8	0.60	321	1.87	0.29


VARIETY CODE	VARIETY NAME	---GOSSYPOL LEVELS---			-----AREALOMETER DATA-----						
		PLUS (+)	MINUS (-)	TOTAL (%)	A ---(mm2/mm3)---	D	I	M (%)	p (microns)	w (mg/in)	t (microns)
1284	AR 9304-39-15	0.84	0.46	1.30	527	46.3	2.06	72	49.15	3.61	2.2
1282	DPL 445BR	0.76	0.50	1.26	497	39.8	1.95	76	49.30	3.85	2.4
1290	STV 6636BR	0.61	0.32	0.92	470	34.8	1.85	80	49.54	4.08	2.6
1285	AR 9304-17-04	0.74	0.42	1.16	467	35.5	1.87	80	50.22	4.19	2.6
1254	DP 488BR	0.59	0.41	1.00	482	38.5	1.92	77	50.01	4.02	2.5
1289	STV 4574BR	0.55	0.33	0.88	486	37.5	1.91	78	49.30	3.92	2.4
1251	ST 5599BR	0.66	0.32	0.98	465	36.5	1.89	79	50.95	4.24	2.6
1281	DPL 455BR	0.57	0.35	0.91	462	29.8	1.76	83	47.79	4.00	2.7
1196	STV 4892 BR	0.69	0.41	1.10	457	35.5	1.87	79	51.36	4.34	2.6
1287	FM 958LL	0.38	0.30	0.68	486	35.0	1.86	80	48.08	3.83	2.5
1291	TAM 98D-102	0.59	0.34	0.93	566	57.5	2.24	65	49.80	3.40	2.1
1256	FM 960BR	0.46	0.29	0.74	541	42.8	2.00	74	46.47	3.33	2.2
1286	JAJO 1145	0.63	0.35	0.98	506	42.3	1.99	75	49.50	3.79	2.4
1166	PHYTOGEN 72	0.47	0.31	0.78	493	26.5	1.69	86	43.09	3.39	2.5
1224	DP 555 R/R	0.52	0.33	0.85	443	25.3	1.67	87	47.36	4.15	2.8
1241	DP 444 BR	0.67	0.36	1.03	511	40.0	1.95	76	48.00	3.64	2.3
1283	AR 9314-24-16	0.51	0.29	0.80	480	45.3	2.03	73	53.18	4.29	2.5
1258	FM 800BR	0.49	0.32	0.81	543	31.5	1.79	82	41.48	2.96	2.3
1255	FM 960B2R	0.51	0.32	0.83	510	33.0	1.82	81	44.85	3.42	2.4
1288	NM N1155	0.51	0.28	0.79	557	41.0	1.97	75	44.44	3.09	2.1
.	LSD	0.04	0.04	0.07	56.5	13.1	0.24	9	3.73	0.56	0.4

[RETURN TO 2005 NCVT COVER PAGE](#)



Thank you for your interest in the ongoing work of the

National Cotton Variety Test Program.

 Questions or comments to: ekeene@ars.usda.gov

United States Department of Agriculture

**Agricultural Research Service
Mid-South Area
Crop Genetics and Production Research Unit
National Cotton Variety Test Program
P O Box 345
Stoneville, MS 38776
(662) 686-5241
Fax (662) 686-5218**



Other links:

[Crop Genetics and Production Research Unit Home Page](#)

[Jamie Whitten Delta States Research Center](#)

**All Internet Versions of the NCVT Publications are accessible through
either the Jamie Whitten Delta States Research Center or the
Crop Genetics and Production Research Unit sites**



2005 National Cotton Variety Test



**Crop Genetics & Production Research Unit
P O Box 345
Stoneville, MS 38776**

**(662) 686-5377 (662) 686-3080
(662) 686-5398 (fax)**



Any time you see the cotton boll photograph as shown here, you may click on it to return to the top of the document.

National Cotton Variety Tests, 2005 Yield, Boll, Seed, Spinning and Data

Introduction

The National Cotton Variety Testing Program, developed from recommendations of the Joint Cotton Breeding Policy Committee, is a uniform system of reporting data from cotton-yield trials across the US Cotton Belt. The trials are conducted annually at selected locations involved in the variety-testing programs of the cooperating State Agricultural Experiment Stations and the Agricultural Research Service. The National Cotton Variety Testing Committee is responsible for coordinating program plans from year to year.

National standard varieties are chosen for a 3-year testing cycle. For the sixteenth 3-year testing cycle, beginning in 2005, the national standards were DP 555BR, FM 960B2R, PHY 72, PM 2167RR and St 4892BR. Within each region, cooperators annually select a group of regional standard varieties that are common to all tests within the region for the particular year. With this new

cycle, a fifth National Standard was added to the test. In 1984, the cooperators for the Eastern, Central, and Delta regions elected to include interregional standards. Data on the national, regional, and interregional standards were included in this report. All varieties were grown to obtain experimental data, and the designation of national, regional, and interregional standards is not an endorsement of these varieties by the U.S. Department of Agriculture or the cooperating State Agricultural Experiment Stations.

Plot size, cultural practices, number of entries, and sampling methods were left to the discretion of the participating stations. While these details were not rigidly standardized, all tests were conducted by experienced personnel using sound experimental designs and procedures.

Yield, boll size, lint percentage, and seed index were supplied by the cooperating stations. Fiber, yarn, and HVI tests were made by Starlab, Inc., Knoxville, TN, and combed yarn tests were made by USDA-AMS Cotton Testing Section at Clemson, SC. Chemical analyses of seed were done by Woodsen-Tenent Laboratories, Inc., Memphis, TN. All data were compiled, analyzed, tabulated, and duplicated by the staff of the office of the Program Analyst for the National Cotton Variety Test.

In 1994, the National Cotton Variety Testing Program was organized as shown on the cover map. Upland varieties were grown in all tests except the Pima Region. Strains developed in the southern states with superior fiber properties and spinning performance were tested in three contiguous Regions (high quality test). Extra-long-staple American Pima varieties were tested in the Western and Arizona Regions.

In 1996, results of the Regional Project S-205 Regional Bollworm-Budworm Tests and the Regional Short Season Tests were reprinted in this report. The purpose in reprinting this vital information is to assist Regional Project S-205 by making the data more widely available to the Cotton Improvement Community. These results are no longer provided to the National Cotton Variety Testing staff.



REGIONAL TESTS & PARTICIPATING STATIONS

Eastern Regional Cotton Variety Test (Upland Varieties)

Alabama Agricultural Experiment Station	
Main Station	Auburn, AL
Tennessee Valley Substation	Belle Mina, AL
Georgia Agricultural Experiment Station	
Georgia Coastal Experiment Station	Tifton, GA
Clemson University	
Pee Dee Experiment Station	Florence, SC

Delta Regional Cotton Variety Test (Upland Varieties)

Arkansas Agricultural Experiment Station	
Delta Substation	Clarkedale, AR
Mississippi Agricultural and Forestry Experiment Station	
Delta Branch	Stoneville, MS
Louisiana Agricultural Experiment Station	
Northeast Louisiana Experiment Station	St. Joseph, LA

Central Regional Cotton Variety Test (Upland Varieties)

Louisiana Agricultural Experiment Station	
Red River Valley Experiment Station	Bossier City, LA
Texas A&M University	
Extension Center	Weslaco, TX
Main Station	College Station, TX
Off-Station Test	Neuces County, TX

California Cotton Variety Test (Upland Varieties)

Shafter Experiment Station	Shafter, CA
----------------------------	-------------

Blackland Regional Cotton Variety Test (Upland Varieties)

Texas A&M University	
Agricultural Research and Extension	Dallas, TX
Stiles Farm Foundation	Thrall, TX

Plains Regional Cotton Variety Test (Upland Varieties)

Oklahoma Agricultural Experiment Station	
Cotton Research Station	
Irrigated Test	Chickasha, OK

Dryland Test	Chickasha, OK
Irrigation Experiment Station	Altus, OK
Southwest Agronomy Research Station	
Dryland Test	Tipton, OK
Texas A&M University	
Agricultural Research and Extension Center (Lubbock)	
Irrigated Test	Lubbock, TX
Off-Station (Dryland Test)	Lamesa, TX

Western Regional Cotton Variety Test (Upland Varieties)

New Mexico Agricultural Experiment Station	
Main Station	Las Cruces, NM
Southeastern Branch Station	Artesia, NM
Texas A&M University	
Agricultural Research Center	Pecos, TX

High Quality Regional Cotton Variety Test

Alabama Agricultural Experiment Station	
Tennessee Valley Substation	Belle Mina, AL
Arkansas Agricultural Experiment Station	
Delta Substation	Keiser, AR
	Portageville, MO
Clemson University	
Pee Dee Experiment Station	Florence, SC
Georgia Agricultural Experiment Station	
Louisiana Agricultural Experiment Station	
Red River Valley Experiment Station	Bossier City, LA
Mississippi Agricultural and Forestry Experiment Station	
Delta Branch	Stoneville, MS
Texas A&M University	
Texas Agricultural Experiment Station	College Station, TX
Safford, AZ	
Agricultural Research and Extension Center	Lubbock, TX

Pima Regional Cotton Variety Test

Arizona Agricultural Experiment Station	
Cotton Research Center	Maricopa, AZ
Agricultural Research and Extension Center	El Paso, TX

Combed-Yarn Test (American Pima Varieties)**

American Pima cottons are commonly spun into combed yarns. In addition to the carded yarn tenacity, combed-yarn tests of Pima cotton grown at two locations conducting the Pima Regional Cotton Variety Test were made by the Agricultural Marketing Service, United States Department of Agriculture, Cotton Testing Section at Clemson, SC. Classer's grade and staple, yarn tenacity of 11.8- and 7.4- tex (50's and 80's cotton count) yarns, appearance index, imperfections per 1,000 yards, and waste percentages are reported.

**Test was discontinued in 1994 due to costs of processing samples.



Explanations and Definitions

No interpretation of the test results other than the indication of the significant difference among means based on an analysis of variance is presented. The variety x location interaction mean square was used as the Error term in F tests and Duncan's Multiple Range tests in the combined-over-locations ANOVA for each region and subregion. Means followed by the same letter or letters cannot be considered significantly different at the 0.05 level of probability, as determined by Duncan's Multiple Range Test. Statistical analyses and Duncan's Multiple Range test were performed using SAS. A randomized complete block design was used for all analyses, although some tests were planted in lattice designs.

The yield reported for each variety is the average derived from the number of replications used. From three to eight replications were planted, depending on the station, with four replications being more commonly used. Boll size, lint percentage, and seed, fiber, and yarn data were based on two replications of each variety at all locations.

The tables for each regional test are arranged as follows: In the first four tables, average data for the entire region are given by cotton variety and location; the entries in these tables are arranged in order of decreasing lint yield. For some tests, subregional summaries are also included. Following these tables average data for each location in the region are given, each table being arranged by variety in order of decreasing lint yield.

The column headings and symbols are defined as follows:

Arealometer. The arealometer is an instrument which measures fiber fineness and shape by measuring the resistance a given mass of fiber offers to the flow of air. Fineness and shape measures are used to calculate Immaturity Ratio (I), % Maturity (M), Perimeter (p), Weight Fineness (w), and Wall Thickness (t).

A. Is a measure of the external surface area of the fibers of a given volume of fibrous material, expressed in terms of square millimeters per cubic millimeter of fibrous material.

D. The difference between the value of the specific area determined at high pressure (AH) and the value of the specific area determined at standard pressure (the "A" measured above). "D" is presumably a measure of the flatness of the fiber ribbon; i.e., the higher the "D" value, the more ribbonlike are the fibers.

I. The immaturity ratio is a dimensionless number which describes a physical characteristic of the fiber cross section. It is defined as the ratio of the area that the fiber cross section would have if its perimeter enclosed a circle to the area that the perimeter actually encloses. It is found by substituting D in the

formula:

$$I = \sqrt{(0.07D+1)}$$

M. The simple linear regression prediction of caustic soda percent maturity from Hertel and Craven Textile Research Journal 21: 765-774, 1951. The prediction equation is: $M = 150.5 - 38.1I$. M is an unreliable prediction of caustic soda percent maturity above about 95% and below about 35%. Values of M above 100% were obtained on some samples and are reported as obtained. The caustic soda percent maturity has an upper limit of 100%.

(p) The perimeter is defined as the distance around the outside wall of the fiber cross section. The perimeter in microns is determined by:

$$p = \frac{12,566 I}{A}$$

(w) The weight fineness, or linear density, is defined as the mass per unit length of fiber. It is calculated in ægm per inch by use of the following

formula:

$$w = \frac{485 \times 10^3 I}{A^2}$$

(t) Wall thickness in microns calculated from:

$$t = \frac{2000}{A[1 + \sqrt{(1 - 1/I)}]}$$

Boll size. The mass, in grams, per boll of seed cotton.

Classer's designation. A description of the quality of cotton in terms of grade and staple according to the official cotton standards of the United States. For grade, classification is based on appearance and is accomplished chiefly through the sense of sight by integration of the three factors of grade--color, leaf, and preparation--in the sample. Classification for staple length involves both sight and touch and is made by pulling out and comparing a typical portion of fiber from a sample with the official staple types.

Digital Fibrograph. An instrument for measuring fiber length. S.L. (span length) is the distance spanned by a specific percentage of the fibers in the test specimen, where the initial starting point of the scanning in the test is considered 100 percent. The 2.5 percent S.L. is the length, in inches, on the test specimen spanned by 2.5 percent of the fibers scanned at the initial starting point. The 2.5 percent S.L. approximates classer's stable. The 50 percent S.L. is the length, in inches, on the test specimen spanned by 50 percent of the fibers scanned at the initial starting point.

Free gossypol. The gossypol in fuzzy seeds as determined by the HPLC Method

described in Vol. 59, page 546, 1982 of the Journal of the American Oil Chemist's Society modified as follows: Immediately after obtaining the hull-free kernels, they were dried in a forced-draft oven at 180°F for 4 hours. At the end of 4 hours drying, the kernels were immediately placed in moisture-proof containers and cooled. In proceeding with the HPLC Method every effort was made to prevent the kernels from regaining moisture. The purpose of this modification was to reduce free moisture on the kernels with which the gossypol could interact and become bound to the protein thus reducing the free gossypol content. The use of this modification (starting with 1987 crop) resulted in higher estimates of free gossypol than in previous years. Free gossypol is expressed as a percentage of the mass of the kernel.

High Volume Instrument. An instrument system used to measure length, strength, micronaire, and color of cotton fibers.

Lint percent. The mass of lint ginned from a sample of seed cotton, expressed as a percentage of the mass of seed cotton.

Lint yield. The mean production of the plots harvested, expressed in pounds of lint per acre and reported as estimated by each participant.

Micronaire. The fineness of the sample taken from the ginned lint, measured by a Fibronaire and expressed in standard (curvilinear scale) micronaire units.

Nitrogen. The nitrogen in fuzzy seeds as determined by AOCS Method Ba 4-38; expressed as a percentage of the mass of fuzzy seeds. The percentage of nitrogen multiplied by 6.25 is an approximation of the percentage of protein.

Oil. The oil in fuzzy seeds as determined by AOCS Method Aa 4-38; expressed as a percentage of the mass of the fuzzy seeds.

Seed index. The mass of 100 fuzzy seeds, in grams.

Seed Yield/Acre. The yield in pounds of seed per acre for each plot was calculated and reported.

(Reporting started with the 1994 tests.) The calculation used is:

$$(\text{ LINT YIELD/ACRE }) \times ((100 - \text{LINT\%}) / \text{LINT\%})$$

SL-HVI AMS (Calibrated to USDA SL-HVI Standard). The SL-HVI is a High Volume Instrument system, manufactured by Spinlab, Inc. of Knoxville, Tennessee, used to measure length, strength, micronaire, and color of cotton fibers. The measurements were made on a Spinlab 900 High Volume Fiber Test System, by the USDA-AMS Quality Control Section at Memphis, Tennessee. The instrument was calibrated using the USDA Spinlab HVI Standard Cotton.

2.5 S.L. See Digital Fibrograph for definition

Uniformity Ratio (UR). Ratio of 50% S.L. to 2.5% S.L.

Elongation (E). Elongation at point of break in strength determination.

Strength. Is the fiber strength of a bundle of fibers measured with the two jaws holding the fiber bundle separated by one-eighth inch, expressed in grams force per tex. In previous reports, this measurement was called Tenacity. Since the physical nature of this measurement is under investigation, use of the more general term seems appropriate.

Micronaire. The fineness of the sample taken from the ginned lint, measured by a Fibronaire-type instrument and expressed in standard (curvilinear scale) micronaire units.

Colorimeter

Rd. Is the percentage of the reflectance; the higher the value, the lighter the cotton.

Hunter's b value. Is a measure of increasing yellowness of the cotton.

Stelometer. An instrument for measuring fiber strength. T1 is the fiber strength of a bundle of fibers measured on the Stelometer with two jaws holding the fiber bundle separated by one-eighth inch spacer, expressed in millinewtons (mN) per tex. E1 is the percentage elongation at break of the center one-eighth inch of the fiber bundle measured for T1 strength on the Stelometer.

Tex. The linear density of fibers, filaments, and yarns expressed as the mass, in milligrams, of 1 meter of the fiber filaments or yarn.

Waste. The difference in mass, expressed as a percentage of the fed stock and delivered stock.

Picker and card waste is the loss in mass during opening, picking and carding. Comber waste is the loss in mass during combing.


Yarn appearance index. The relative evenness, smoothness and freedom from foreign material of the yarn as evaluated by visual comparison of the yarn with the standards adopted by the American Society for Testing and Materials. Higher numbers indicate more even and smooth yarns with less foreign material.

Yarn tenacity. In the Regional test the standard skein strength of the yarn in millinewtons per tex (mN/tex) is estimated from miniature skeins. The data is adjusted to standard skein basis and corrected to 27 tex. The Pima Combed strength of 11.8 and 7.4 tex yarns in millinewtons per tex (mN/tex) is determined on standard

skeins.



***Thank you for your interest in the ongoing work of the
National Cotton Variety Test Program.***

 Questions or comments to: ekeene@ars.usda.gov

United States Department of Agriculture

**Agricultural Research Service
Mid-South Area
Crop Genetics and Production Research Unit
National Cotton Variety Test Program
P O Box 345
Stoneville, MS 38776
(662) 686-5241**

Fax (662) 686-5218



Other links:

[Crop Genetics and Production Research Unit Home Page](#)

[Jamie Whitten Delta States Research Center](#)

**All Internet Versions of the NCVT Publications are accessible through
either the Jamie Whitten Delta States Research Center or the
Crop Genetics and Production Research Unit sites**



2005 National Cotton Variety Test



Crop Genetics & Production Research Unit
P O Box 345
Stoneville, MS 38776

(662) 686-5377 (662) 686-3080
(662) 686-5398 (fax)

National Cotton Variety Tests, 2005
Yield, Boll, Seed, Spinning and Data

2005 PIMA REGIONAL COTTON VARIETY TEST

PIMA

VARIETIES COMBINING LOCATIONS

VARIETY CODE	VARIETY NAME	LINT	BOLL	LINT PERCENT	SEED INDEX	YARN TENACITY (mN/TEX)	DIGITAL FIBROGRAPH		STELOMETER	
		YIELD (lb/acre)	SIZE (g/boll)				2.5% S.L. (inches)	50% S.L. (inches)	T1 (mN/tex)	E1 (%)
1272	DP 340	1454	2.94	36.6	12.5	190	1.41	0.69	338	6.0
1300	COBALT	1251	2.95	36.5	11.9	186	1.44	0.68	307	6.7
1182	DPL 744	1208	3.14	35.3	12.6	199	1.50	0.72	348	6.9
615	PIMA S-7	1195	2.91	35.0	12.3	196	1.45	0.68	329	6.0
1273	PHY 800	997	2.92	35.1	13.1	188	1.43	0.68	336	6.7

SL-HVI Starlab (Calibrated to USDA SL-HVI Std.)

VARIETY CODE	VARIETY NAME	MICRO-NAIRE (reading)	2.5% S.L. (in.)	UNIFORMITY (%)	STRENGTH (g/tex)	E	COLORIMETER HUNTER'S Rd	b	MICRO-NAIRE (Reading)	SEED YIELD (lb/ac)	OIL (%)	NITROGEN (%)
1272	DP 340	4.10	1.30	87.0	40.5	9.2	71.0	11.0	4.40	2517	23.42	4.03
1300	COBALT	4.05	1.40	86.4	42.0	9.3	69.0	12.0	4.35	2179	23.27	4.15
1182	DPL 744	4.05	1.40	88.5	44.5	9.6	74.0	10.0	4.35	2214	21.70	4.37
615	PIMA S-7	4.15	1.40	87.1	45.0	9.5	70.5	11.0	4.40	2220	22.33	3.98
1273	PHY 800	3.90	1.30	86.6	40.5	9.1	72.0	11.0	4.10	1844	22.70	4.16

VARIETY CODE	VARIETY NAME	---GOSSYPOL LEVELS---			-----AREALOMETER DATA-----						
		PLUS (+)	MINUS (-)	TOTAL (%)	A (mm2/mm3)	D	I	M (%)	p (microns)	w (mg/in)	t (microns)
1272	DP 340	0.49	0.62	1.11
1300	COBALT	0.53	0.60	1.13
1182	DPL 744	0.60	0.63	1.23
615	PIMA S-7	0.56	0.65	1.21	443	17.0	1.48	94	42.06	3.69	2.9
1273	PHY 800	0.48	0.52	1.00

INDIVIDUAL COMPONENT DATA

BOLL SIZE, GRAM PER BOLL		LINT PERCENT		SEED INDEX	
DPL 744	3.14	DP 340	36.6	PHY 800	13.1
COBALT	2.95	COBALT	36.5	DPL 744	12.6
DP 340	2.94	DPL 744	35.3	DP 340	12.5
PHY 800	2.92	PHY 800	35.1	PIMA S-7	12.3
PIMA S-7	2.91	PIMA S-7	35.0	COBALT	11.9

2.5% S.L. (INCHES)		UR (PERCENT)		STRENGTH (G/TEX)	
DPL 744	1.40	DPL 744	88.5	PIMA S-7	45.0
PIMA S-7	1.40	PIMA S-7	87.1	DPL 744	44.5
COBALT	1.40	DP 340	87.0	COBALT	42.0
PHY 800	1.30	PHY 800	86.6	DP 340	40.5
DP 340	1.30	COBALT	86.4	PHY 800	40.5
E		MICRONAIRE (SL-HVI)		COLORIMETER - Rd	
DPL 744	9.6	PIMA S-7	4.40	DPL 744	74.0
PIMA S-7	9.5	DP 340	4.40	PHY 800	72.0
COBALT	9.3	DPL 744	4.35	DP 340	71.0
DP 340	9.2	COBALT	4.35	PIMA S-7	70.5
PHY 800	9.1	PHY 800	4.10	COBALT	69.0
COLORIMETER - b		MICRONAIRE		STELOMETER - E1	
COBALT	12.0	PIMA S-7	4.15	DPL 744	6.9
PHY 800	11.0	DP 340	4.10	COBALT	6.7
DP 340	11.0	COBALT	4.05	PHY 800	6.7
PIMA S-7	11.0	DPL 744	4.05	PIMA S-7	6.0
DPL 744	10.0	PHY 800	3.90	DP 340	6.0
STELOMETER - T1		FIBROGRAPH--50% S.L.		FIBROGRAPH--2.5% S.L.	
DPL 744	348	DPL 744	0.72	DPL 744	1.50

DP 340	338
PHY 800	336
PIMA S-7	329
COBALT	307

DP 340	0.69
PHY 800	0.68
PIMA S-7	0.68
COBALT	0.68

PIMA S-7	1.45
COBALT	1.44
PHY 800	1.43
DP 340	1.41

 YARN TENACITY

DPL 744	199
PIMA S-7	196
DP 340	190
PHY 800	188
COBALT	186

 AREALOMETER - A (mm²/mm³)

PIMA S-7	443
DPL 744	.
DP 340	.
PHY 800	.
COBALT	.

 AREALOMETER - D (mm²/mm³)

PIMA S-7	17.0
DPL 744	.
DP 340	.
PHY 800	.
COBALT	.

 AREALOMETER - I

PIMA S-7	1.48
DPL 744	.
DP 340	.
PHY 800	.
COBALT	.

 AREALOMETER - M (PERCENT)

PIMA S-7	94
DPL 744	.
DP 340	.
PHY 800	.
COBALT	.

 AREALOMETER - p (Microns)

PIMA S-7	42.06
DPL 744	.
DP 340	.
PHY 800	.
COBALT	.

 AREALOMETER - w (MG/INCH)

PIMA S-7	3.69
DPL 744	.
DP 340	.
PHY 800	.
COBALT	.

 AREALOMETER - t (MICRONS)

PIMA S-7	2.9
DPL 744	.
DP 340	.
PHY 800	.
COBALT	.

 SEED YIELD (LB/ACRE)

DP 340	2517
PIMA S-7	2220
DPL 744	2214
COBALT	2179
PHY 800	1844

OIL (PERCENT)		NITROGEN (PERCENT)		PLUS GOSSYPOL	
DP 340	23.42	DPL 744	4.37	DPL 744	0.60
COBALT	23.27	PHY 800	4.16	PIMA S-7	0.56
PHY 800	22.70	COBALT	4.15	COBALT	0.53
PIMA S-7	22.33	DP 340	4.03	DP 340	0.49
DPL 744	21.70	PIMA S-7	3.98	PHY 800	0.48

MINUS GOSSYPOL		TOTAL GOSSYPOL (PERCENT)	
PIMA S-7	0.65	DPL 744	1.23
DPL 744	0.63	PIMA S-7	1.21
DP 340	0.62	COBALT	1.13
COBALT	0.60	DP 340	1.11
PHY 800	0.52	PHY 800	1.00

LOCATIONS COMBINING VARIETIES

LOCATION	LINT	BOLL	LINT	SEED	YARN	DIGITAL FIBROGRAPH		STELOMETER	
	YIELD	SIZE				PERCENT	INDEX	TENACITY	2.5% S.L.
	(lb/acre)	(g/boll)			(mN/TEX)	(inches)	(inches)	(mN/tex)	(%)
MARICOPA, AZ	1221	2.97	35.7	12.5	192	1.44	0.69	332	6.4

SL-HVI Starlab (Calibrated to USDA SL-HVI Std.)

LOCATION	MICRO-NAIRE (reading)	2.5% S.L. (in.)	UNIFORMITY (%)	STRENGTH (g/tex)	E	COLORIMETER HUNTER'S Rd	MICRO-NAIRE (Reading) b	SEED YIELD (lb/ac)	OIL (%)	NITROGEN (%)	
MARICOPA, AZ	4.05	1.36	87.1	42.5	9.3	71.3	11.0	4.32	2195	22.68	4.14


---GOSSYPOL LEVELS--- -----AREALOMETER DATA-----

LOCATION	PLUS (+)	MINUS (-)	TOTAL (%)	A ---(mm2/mm3)---	D	I	M (%)	p (microns)	w (mg/in)	t (microns)
MARICOPA, AZ	0.53	0.60	1.13	443	17.0	1.48	94	42.06	3.69	2.9

[RETURN TO 2005 NCVT COVER PAGE](#)



***Thank you for your interest in the ongoing work of the
National Cotton Variety Test Program.***

 Questions or comments to: ekeene@ars.usda.gov

United States Department of Agriculture

**Agricultural Research Service
Mid-South Area
Crop Genetics and Production Research Unit
National Cotton Variety Test Program
P O Box 345
Stoneville, MS 38776
(662) 686-5241
Fax (662) 686-5218**



Other links:

[Crop Genetics and Production Research Unit Home Page](#)

[Jamie Whitten Delta States Research Center](#)

**All Internet Versions of the NCVT Publications are accessible through
either the Jamie Whitten Delta States Research Center or the
Crop Genetics and Production Research Unit sites**



2005 National Cotton Variety Test



Crop Genetics & Production Research Unit
P O Box 345
Stoneville, MS 38776

(662) 686-5377 (662) 686-3080
(662) 686-5398 (fax)

National Cotton Variety Tests, 2005
Yield, Boll, Seed, Spinning and Data

2005 PLAINS REGIONAL COTTON VARIETY TEST

PLAINS

VARIETIES COMBINING ALL LOCATIONS

VARIETY CODE	VARIETY NAME	LINT	BOLL	LINT PERCENT	SEED INDEX	YARN	DIGITAL FIBROGRAPH		STELOMETER	
		YIELD (lb/acre)	SIZE (g/boll)			TENACITY (mN/TEX)	2.5% S.L. (inches)	50% S.L. (inches)	T1 (mN/tex)	E1 (%)
1255	FM 960B2R	1015	5.09	36.9	9.6	116	1.13	0.52	203	5.2
1196	STV 4892 BR	989	4.93	38.6	10.0	97	1.07	0.53	184	6.9
1169	FIBERMAX 958	912	5.06	37.1	9.3	108	1.13	0.53	206	5.3
1266	STV NG 2448R	900	5.18	35.0	10.3	124	1.11	0.54	210	8.3
1214	PM 2167 RR	887	4.97	36.2	9.5	109	1.01	0.52	185	7.0
1224	DP 555 R/R	866	4.14	40.4	7.3	98	1.06	0.50	186	6.3
1215	PM 2266 RR	816	5.71	33.8	11.6	120	1.06	0.53	198	8.0
1275	BCG 24R	777	4.63	36.5	9.0	112	1.08	0.52	205	7.7

1268	FM 5044RR	772	5.29	34.4	11.0	115	1.11	0.55	190	9.3
1276	ALL-TEX EXCESS RR	751	5.63	34.5	10.8	120	1.08	0.53	207	8.3
1274	AFD 3511RR	750	5.26	33.4	11.2	114	1.07	0.53	196	7.2
1212	ALL TEX ATLAS RR	742	5.39	34.3	10.6	112	1.04	0.53	197	7.8
1135	PAYMASTER 2326 RR	733	5.18	35.2	10.6	117	1.06	0.54	203	7.8
1166	PHYTOGEN 72	611	4.84	36.0	9.2	137	1.17	0.57	235	8.6
.	LSD	145	0.32	1.0	1.0	16	0.03	0.02	14	1.0

SL-HVI Starlab (Calibrated to USDA SL-HVI Std.)

VARIETY CODE	VARIETY NAME	MICRO-NAIRE (reading)	2.5% S.L. (in.)	UNIFORMITY (%)	STRENGTH (g/tex)	E	COLORIMETER HUNTER'S Rd	b	MICRO-NAIRE (Reading)	SEED YIELD (lb/ac)	OIL (%)	NITROGEN (%)
1255	FM 960B2R	4.16	1.11	81.4	28.8	7.6	78.8	7.1	4.35	1745	20.96	3.48
1196	STV 4892 BR	4.64	1.06	82.2	27.9	8.6	74.6	8.4	4.81	1621	18.02	3.49
1169	FIBERMAX 958	4.40	1.15	82.0	30.1	7.8	77.4	7.0	4.56	1613	20.14	3.33
1266	STV NG 2448R	4.14	1.09	82.4	30.9	9.2	77.4	8.2	4.28	1624	21.15	3.65
1214	PM 2167 RR	4.74	1.01	81.7	27.9	8.6	75.3	8.0	4.89	1622	21.44	3.63
1224	DP 555 R/R	4.56	1.08	80.7	25.6	7.5	79.6	6.8	4.71	1346	17.55	3.63
1215	PM 2266 RR	4.51	1.06	82.4	29.1	8.9	75.8	7.8	4.59	1600	19.87	3.43
1275	BCG 24R	4.56	1.08	81.8	28.8	9.1	78.0	7.3	4.69	1341	17.89	3.44
1268	FM 5044RR	3.91	1.11	82.0	28.4	9.1	77.9	7.9	4.10	1526	21.14	3.69
1276	ALL-TEX EXCESS RR	4.35	1.08	82.3	29.6	8.8	76.0	7.3	4.49	1445	20.37	3.40
1274	AFD 3511RR	4.54	1.09	82.0	29.1	8.6	74.4	8.5	4.71	1599	20.27	3.45
1212	ALL TEX ATLAS RR	4.60	1.05	82.2	29.0	8.7	75.1	8.1	4.71	1497	20.57	3.42
1135	PAYMASTER 2326 RR	4.93	1.06	83.0	29.3	8.9	74.8	8.0	5.05	1497	19.44	3.38
1166	PHYTOGEN 72	4.38	1.18	82.4	32.3	9.0	75.9	8.2	4.45	1143	20.40	3.61
.	LSD	0.32	0.04	0.7	1.5	0.3	1.9	0.6	0.32	247	0.72	0.17

---GOSSYPOL LEVELS---

-----AREALOMETER DATA-----

VARIETY CODE	VARIETY NAME	PLUS (+)	MINUS (-)	TOTAL (%)	A (mm2/mm3)	D	I	M (%)	p (microns)	w (mg/in)	t (microns)
1255	FM 960B2R	0.57	0.43	1.00	453	31.6	1.79	82	49.67	4.28	2.7
1196	STV 4892 BR	0.76	0.53	1.29	435	34.9	1.86	80	53.54	4.77	2.8
1169	FIBERMAX 958	0.43	0.45	0.88
1266	STV NG 2448R	0.71	0.49	1.21
1214	PM 2167 RR	0.68	0.37	1.05	418	28.4	1.73	84	51.97	4.81	2.9

1224 DP 555 R/R	0.58	0.41	0.99	429	27.6	1.71	85	50.19	4.57	2.9
1215 PM 2266 RR	0.63	0.44	1.06
1275 BCG 24R	0.62	0.47	1.08
1268 FM 5044RR	0.56	0.42	0.98
1276 ALL-TEX EXCESS RR	0.70	0.47	1.16
1274 AFD 3511RR	0.60	0.48	1.08
1212 ALL TEX ATLAS RR	0.69	0.53	1.22
1135 PAYMASTER 2326 RR	0.67	0.52	1.19
1166 PHYTOGEN 72	0.54	0.39	0.92	462	26.8	1.70	86	46.09	3.87	2.7
. LSD	0.05	0.03	0.07	32.3	5.9	0.11	4	2.32	0.47	0.3

Sub-region including: Lubbock and LeMesa, TX

VARIETIES COMBINING LOCATIONS

VARIETY CODE	VARIETY NAME	LINT	BOLL	LINT PERCENT	SEED INDEX	YARN TENACITY (mN/TEX)	DIGITAL FIBROGRAPH		STELOMETER	
		YIELD (lb/acre)	SIZE (g/boll)				2.5% S.L. (inches)	50% S.L. (inches)	T1 (mN/tex)	E1 (%)
1255 FM 960B2R		1019	4.43	29.7	9.5	111	1.10	0.50	188	5.8
1196 STV 4892 BR		933	4.40	30.5	9.3	83	1.04	0.51	182	7.4
1224 DP 555 R/R		925	3.63	32.9	6.9	90	1.04	0.49	176	6.7
1214 PM 2167 RR		903	4.48	29.8	8.7	102	0.99	0.51	170	7.0
1266 STV NG 2448R		858	4.45	27.6	10.1	116	1.11	0.54	197	8.6
1169 FIBERMAX 958		853	4.60	29.9	9.5	114	1.11	0.51	191	5.5
1275 BCG 24R		830	4.15	29.5	8.0	110	1.05	0.51	189	8.5
1215 PM 2266 RR		822	4.85	26.1	10.9	115	1.05	0.52	185	8.3
1135 PAYMASTER 2326 RR		806	4.45	27.1	10.1	112	1.04	0.52	191	8.3
1268 FM 5044RR		802	4.48	28.1	10.2	111	1.09	0.52	184	10.3
1212 ALL TEX ATLAS RR		757	4.23	26.7	10.1	107	1.02	0.51	183	8.0
1276 ALL-TEX EXCESS RR		725	4.85	26.8	10.3	117	1.07	0.52	197	8.7
1274 AFD 3511RR		708	4.63	26.0	10.9	107	1.06	0.52	186	7.8
1166 PHYTOGEN 72		643	4.05	27.6	9.3	129	1.13	0.53	214	8.9
. LSD		225	0.70	1.8	1.1	21	0.04	0.02	14	1.4

SL-HVI Starlab (Calibrated to USDA SL-HVI Std.)

VARIETY CODE	VARIETY NAME	MICRO-NAIRE (reading)	2.5% S.L. (in.)	UNIFORMITY (%)	STRENGTH (g/tex)	E	COLORIMETER HUNTER'S Rd	b	MICRO-NAIRE (Reading)	SEED YIELD (lb/ac)	OIL (%)	NITROGEN (%)
1255	FM 960B2R	3.73	1.08	79.7	26.8	7.4	81.0	7.9	3.95	2372	21.03	3.27
1196	STV 4892 BR	4.33	1.05	81.4	27.0	8.5	75.5	9.2	4.50	2119	17.94	3.33
1224	DP 555 R/R	4.10	1.03	79.3	24.3	7.4	80.3	7.9	4.28	1968	17.56	3.40
1214	PM 2167 RR	4.70	1.00	80.8	25.8	8.4	77.3	9.0	4.88	2220	21.50	3.50
1266	STV NG 2448R	4.10	1.08	81.4	29.0	9.0	78.8	9.3	4.28	2104	21.79	3.46
1169	FIBERMAX 958	4.20	1.15	80.8	27.3	7.6	79.3	8.2	4.40	2208	20.52	3.19
1275	BCG 24R	4.33	1.08	81.0	27.0	9.0	79.8	8.5	4.48	1893	18.14	3.34
1215	PM 2266 RR	4.18	1.08	81.7	27.5	8.8	78.0	9.1	4.33	2234	20.44	3.29
1135	PAYMASTER 2326 RR	4.48	1.05	81.9	27.0	8.6	77.5	8.9	4.68	2295	19.70	3.23
1268	FM 5044RR	3.63	1.10	80.9	26.5	9.0	79.0	9.1	3.83	2100	21.22	3.46
1212	ALL TEX ATLAS RR	4.40	1.05	81.4	27.3	8.5	77.0	9.0	4.50	2043	21.00	3.29
1276	ALL-TEX EXCESS RR	4.08	1.08	81.4	28.8	8.8	76.8	8.5	4.25	2030	20.30	3.17
1274	AFD 3511RR	4.30	1.08	81.1	27.5	8.4	77.5	9.2	4.45	1967	20.70	3.24
1166	PHYTOGEN 72	4.08	1.15	81.5	29.5	8.7	77.8	8.7	4.28	1595	20.44	3.35
.	LSD	0.34	0.05	1.1	2.1	0.4	2.4	0.6	0.38	677	1.06	0.25

---GOSSYPOL LEVELS---

-----AREALOMETER DATA-----

VARIETY CODE	VARIETY NAME	PLUS (+)	MINUS (-)	TOTAL (%)	A (mm2/mm3)	D	I	M (%)	p (microns)	w (mg/in)	t (microns)
1255	FM 960B2R	0.58	0.43	1.01	488	38.5	1.92	77	49.59	3.94	2.5
1196	STV 4892 BR	0.76	0.52	1.28	453	38.0	1.92	78	53.03	4.52	2.6
1224	DP 555 R/R	0.62	0.42	1.03	465	32.1	1.80	82	48.66	4.05	2.6
1214	PM 2167 RR	0.69	0.39	1.08	419	29.4	1.75	84	52.35	4.83	2.9
1266	STV NG 2448R	0.75	0.51	1.26
1169	FIBERMAX 958	0.45	0.46	0.90
1275	BCG 24R	0.65	0.48	1.13
1215	PM 2266 RR	0.64	0.44	1.08
1135	PAYMASTER 2326 RR	0.71	0.53	1.24
1268	FM 5044RR	0.57	0.44	1.01
1212	ALL TEX ATLAS RR	0.70	0.52	1.22
1276	ALL-TEX EXCESS RR	0.71	0.48	1.19
1274	AFD 3511RR	0.63	0.50	1.13
1166	PHYTOGEN 72	0.55	0.39	0.94	472	29.4	1.75	84	46.55	3.81	2.6

. LSD 0.07 0.05 0.11 30.1 8.6 0.16 7 3.01 0.42 0.3

Sub-region including: Altus, Tipton, Chickasha (I & D)

VARIETIES COMBINING LOCATIONS

VARIETY CODE	VARIETY NAME	LINT YIELD (lb/acre)	BOLL SIZE (g/boll)	LINT PERCENT	SEED INDEX	YARN TENACITY (mN/TEX)	DIGITAL FIBROGRAPH 2.5% S.L. (inches)	DIGITAL FIBROGRAPH 50% S.L. (inches)	STELOMETER T1 (mN/tex)	STELOMETER E1 (%)
1196	STV 4892 BR	1016	5.20	42.6	10.3	110	1.09	0.54	185	6.5
1255	FM 960B2R	1013	5.43	40.5	9.7	120	1.17	0.54	218	4.6
1169	FIBERMAX 958	941	5.29	40.6	9.2	102	1.16	0.55	222	5.2
1266	STV NG 2448R	921	5.54	38.7	10.3	131	1.10	0.55	222	8.0
1214	PM 2167 RR	879	5.21	39.4	9.9	117	1.02	0.54	200	7.0
1224	DP 555 R/R	837	4.40	44.1	7.5	106	1.08	0.51	196	5.8
1215	PM 2266 RR	813	6.14	37.7	11.9	124	1.08	0.55	211	7.7
1274	AFD 3511RR	771	5.58	37.1	11.4	121	1.08	0.54	206	6.6
1276	ALL-TEX EXCESS RR	764	6.03	38.3	11.0	124	1.08	0.54	218	7.9
1268	FM 5044RR	757	5.70	37.6	11.4	120	1.14	0.57	197	8.4
1275	BCG 24R	750	4.86	40.0	9.4	115	1.11	0.54	220	6.8
1212	ALL TEX ATLAS RR	735	5.98	38.1	10.9	118	1.05	0.54	211	7.7
1135	PAYMASTER 2326 RR	697	5.54	39.2	10.9	122	1.08	0.55	216	7.3
1166	PHYTOGEN 72	595	5.24	40.3	9.1	144	1.21	0.60	256	8.3
. LSD		207	0.35	1.2	1.4	30	0.02	0.02	25	1.8

SL-HVI Starlab (Calibrated to USDA SL-HVI Std.)

VARIETY CODE	VARIETY NAME	MICRO-NAIRE (reading)	2.5% S.L. (in.)	UNIFORMITY (%)	STRENGTH (g/tex)	SEED YIELD (lb/ac)	COLORIMETER HUNTER'S Rd	MICRO-NAIRE (Reading)	SEED YIELD (lb/ac)	OIL (%)	NITROGEN (%)	
1196	STV 4892 BR	4.95	1.08	83.0	28.8	8.8	73.8	7.7	5.13	1372	18.09	3.65
1255	FM 960B2R	4.60	1.15	83.1	30.8	7.9	76.5	6.3	4.75	1432	20.89	3.70
1169	FIBERMAX 958	4.60	1.15	83.2	33.0	8.1	75.5	5.9	4.73	1316	19.76	3.47
1266	STV NG 2448R	4.18	1.10	83.3	32.8	9.3	76.0	7.1	4.28	1385	20.51	3.85

1214	PM 2167 RR	4.78	1.03	82.5	30.0	8.8	73.3	7.0	4.90	1323	21.38	3.76
1224	DP 555 R/R	5.03	1.13	82.2	27.0	7.7	79.0	5.7	5.15	1036	17.53	3.86
1215	PM 2266 RR	4.85	1.05	83.1	30.8	9.0	73.5	6.5	4.85	1283	19.31	3.57
1274	AFD 3511RR	4.78	1.10	82.9	30.8	8.7	71.3	7.8	4.98	1415	19.83	3.66
1276	ALL-TEX EXCESS RR	4.63	1.08	83.1	30.5	8.9	75.3	6.1	4.73	1153	20.45	3.62
1268	FM 5044RR	4.20	1.13	83.2	30.3	9.2	76.8	6.8	4.38	1239	21.06	3.92
1275	BCG 24R	4.80	1.08	82.6	30.5	9.3	76.3	6.0	4.90	1064	17.64	3.53
1212	ALL TEX ATLAS RR	4.80	1.05	83.0	30.8	9.0	73.3	7.2	4.93	1224	20.14	3.55
1135	PAYMASTER 2326 RR	5.38	1.08	84.0	31.5	9.2	72.0	7.0	5.43	1098	19.19	3.53
1166	PHYTOGEN 72	4.68	1.20	83.3	35.0	9.3	74.0	7.6	4.63	918	20.36	3.87
.	LSD	0.50	0.05	0.8	2.2	0.4	2.8	0.9	0.50	263	1.15	0.31

VARIETY CODE	VARIETY NAME	---GOSSYPOL LEVELS---			-----AREALOMETER DATA-----						
		PLUS (+)	MINUS (-)	TOTAL (%)	A ---(mm2/mm3)---	D	I	M (%)	p (microns)	w (mg/in)	t (microns)
1196	STV 4892 BR	0.77	0.54	1.31	417	31.9	1.80	82	54.05	5.03	2.9
1255	FM 960B2R	0.56	0.44	1.00	418	24.8	1.66	87	49.76	4.62	2.9
1169	FIBERMAX 958	0.42	0.44	0.86
1266	STV NG 2448R	0.68	0.48	1.15
1214	PM 2167 RR	0.67	0.35	1.02	416	27.5	1.71	85	51.58	4.79	2.9
1224	DP 555 R/R	0.55	0.40	0.95	393	23.0	1.62	89	51.72	5.09	3.2
1215	PM 2266 RR	0.62	0.43	1.05
1274	AFD 3511RR	0.58	0.46	1.04
1276	ALL-TEX EXCESS RR	0.68	0.46	1.14
1268	FM 5044RR	0.55	0.41	0.96
1275	BCG 24R	0.58	0.46	1.04
1212	ALL TEX ATLAS RR	0.68	0.53	1.21
1135	PAYMASTER 2326 RR	0.63	0.51	1.14
1166	PHYTOGEN 72	0.52	0.38	0.90	453	24.3	1.64	88	45.64	3.92	2.7
.	LSD	0.09	0.05	0.12	45.4	10.6	0.21	8	4.43	0.73	0.4

INDIVIDUAL COMPONENT DATA

BOLL SIZE, GRAM PER BOLL		LINT PERCENT		SEED INDEX	
PM 2266 RR	5.71	DP 555 R/R	40.4	PM 2266 RR	11.6
ALL-TEX EXCESS RR	5.63	STV 4892 BR	38.6	AFD 3511RR	11.2
ALL TEX ATLAS RR	5.39	FIBERMAX 958	37.1	FM 5044RR	11.0
FM 5044RR	5.29	FM 960B2R	36.9	ALL-TEX EXCESS RR	10.8
AFD 3511RR	5.26	BCG 24R	36.5	PAYMASTER 2326 RR	10.6
PAYMASTER 2326 RR	5.18	PM 2167 RR	36.2	ALL TEX ATLAS RR	10.6
STV NG 2448R	5.18	PHYTOGEN 72	36.0	STV NG 2448R	10.3
FM 960B2R	5.09	PAYMASTER 2326 RR	35.2	STV 4892 BR	10.0
FIBERMAX 958	5.06	STV NG 2448R	35.0	FM 960B2R	9.6
PM 2167 RR	4.97	ALL-TEX EXCESS RR	34.5	PM 2167 RR	9.5
STV 4892 BR	4.93	FM 5044RR	34.4	FIBERMAX 958	9.3
PHYTOGEN 72	4.84	ALL TEX ATLAS RR	34.3	PHYTOGEN 72	9.2
BCG 24R	4.63	PM 2266 RR	33.8	BCG 24R	9.0
DP 555 R/R	4.14	AFD 3511RR	33.4	DP 555 R/R	7.3
LSD	0.32	LSD	1.0	LSD	1.0

2.5% S.L. (INCHES)		UR (PERCENT)		STRENGTH (G/TEX)	
PHYTOGEN 72	1.18	PAYMASTER 2326 RR	83.0	PHYTOGEN 72	32.3
FIBERMAX 958	1.15	PM 2266 RR	82.4	STV NG 2448R	30.9
FM 5044RR	1.11	PHYTOGEN 72	82.4	FIBERMAX 958	30.1
FM 960B2R	1.11	STV NG 2448R	82.4	ALL-TEX EXCESS RR	29.6
AFD 3511RR	1.09	ALL-TEX EXCESS RR	82.3	PAYMASTER 2326 RR	29.3
STV NG 2448R	1.09	ALL TEX ATLAS RR	82.2	PM 2266 RR	29.1
DP 555 R/R	1.08	STV 4892 BR	82.2	AFD 3511RR	29.1
ALL-TEX EXCESS RR	1.08	FM 5044RR	82.0	ALL TEX ATLAS RR	29.0
BCG 24R	1.08	FIBERMAX 958	82.0	BCG 24R	28.8
PM 2266 RR	1.06	AFD 3511RR	82.0	FM 960B2R	28.8
PAYMASTER 2326 RR	1.06	BCG 24R	81.8	FM 5044RR	28.4
STV 4892 BR	1.06	PM 2167 RR	81.7	STV 4892 BR	27.9
ALL TEX ATLAS RR	1.05	FM 960B2R	81.4	PM 2167 RR	27.9
PM 2167 RR	1.01	DP 555 R/R	80.7	DP 555 R/R	25.6
LSD	0.04	LSD	0.7	LSD	1.5

E		MICRONAIRE (SL-HVI)		COLORIMETER - Rd	
STV NG 2448R	9.2	PAYMASTER 2326 RR	5.05	DP 555 R/R	79.6
FM 5044RR	9.1	PM 2167 RR	4.89	FM 960B2R	78.8
BCG 24R	9.1	STV 4892 BR	4.81	BCG 24R	78.0
PHYTOGEN 72	9.0	ALL TEX ATLAS RR	4.71	FM 5044RR	77.9
PM 2266 RR	8.9	AFD 3511RR	4.71	FIBERMAX 958	77.4
PAYMASTER 2326 RR	8.9	DP 555 R/R	4.71	STV NG 2448R	77.4
ALL-TEX EXCESS RR	8.8	BCG 24R	4.69	ALL-TEX EXCESS RR	76.0
ALL TEX ATLAS RR	8.7	PM 2266 RR	4.59	PHYTOGEN 72	75.9
STV 4892 BR	8.6	FIBERMAX 958	4.56	PM 2266 RR	75.8
PM 2167 RR	8.6	ALL-TEX EXCESS RR	4.49	PM 2167 RR	75.3
AFD 3511RR	8.6	PHYTOGEN 72	4.45	ALL TEX ATLAS RR	75.1
FIBERMAX 958	7.8	FM 960B2R	4.35	PAYMASTER 2326 RR	74.8
FM 960B2R	7.6	STV NG 2448R	4.28	STV 4892 BR	74.6
DP 555 R/R	7.5	FM 5044RR	4.10	AFD 3511RR	74.4
LSD	0.3	LSD	0.32	LSD	1.9

COLORIMETER - b		MICRONAIRE		STELOMETER - E1	
AFD 3511RR	8.5	PAYMASTER 2326 RR	4.93	FM 5044RR	9.3
STV 4892 BR	8.4	PM 2167 RR	4.74	PHYTOGEN 72	8.6
STV NG 2448R	8.2	STV 4892 BR	4.64	ALL-TEX EXCESS RR	8.3
PHYTOGEN 72	8.2	ALL TEX ATLAS RR	4.60	STV NG 2448R	8.3
ALL TEX ATLAS RR	8.1	BCG 24R	4.56	PM 2266 RR	8.0
PM 2167 RR	8.0	DP 555 R/R	4.56	ALL TEX ATLAS RR	7.8
PAYMASTER 2326 RR	8.0	AFD 3511RR	4.54	PAYMASTER 2326 RR	7.8
FM 5044RR	7.9	PM 2266 RR	4.51	BCG 24R	7.7
PM 2266 RR	7.8	FIBERMAX 958	4.40	AFD 3511RR	7.2
ALL-TEX EXCESS RR	7.3	PHYTOGEN 72	4.38	PM 2167 RR	7.0
BCG 24R	7.3	ALL-TEX EXCESS RR	4.35	STV 4892 BR	6.9
FM 960B2R	7.1	FM 960B2R	4.16	DP 555 R/R	6.3
FIBERMAX 958	7.0	STV NG 2448R	4.14	FIBERMAX 958	5.3
DP 555 R/R	6.8	FM 5044RR	3.91	FM 960B2R	5.2
LSD	0.6	LSD	0.32	LSD	1.0

STELOMETER - T1	
PHYTOGEN 72	235
STV NG 2448R	210
ALL-TEX EXCESS RR	207
FIBERMAX 958	206
BCG 24R	205
PAYMASTER 2326 RR	203
FM 960B2R	203
PM 2266 RR	198
ALL TEX ATLAS RR	197
AFD 3511RR	196
FM 5044RR	190
DP 555 R/R	186
PM 2167 RR	185
STV 4892 BR	184
LSD	14

FIBROGRAPH--50% S.L.	
PHYTOGEN 72	0.57
FM 5044RR	0.55
STV NG 2448R	0.54
PAYMASTER 2326 RR	0.54
ALL-TEX EXCESS RR	0.53
FIBERMAX 958	0.53
PM 2266 RR	0.53
AFD 3511RR	0.53
STV 4892 BR	0.53
ALL TEX ATLAS RR	0.53
PM 2167 RR	0.52
BCG 24R	0.52
FM 960B2R	0.52
DP 555 R/R	0.50
LSD	0.02

FIBROGRAPH--2.5% S.L.	
PHYTOGEN 72	1.17
FIBERMAX 958	1.13
FM 960B2R	1.13
FM 5044RR	1.11
STV NG 2448R	1.11
BCG 24R	1.08
ALL-TEX EXCESS RR	1.08
AFD 3511RR	1.07
STV 4892 BR	1.07
PM 2266 RR	1.06
PAYMASTER 2326 RR	1.06
DP 555 R/R	1.06
ALL TEX ATLAS RR	1.04
PM 2167 RR	1.01
LSD	0.03

YARN TENACITY	
PHYTOGEN 72	137
STV NG 2448R	124
ALL-TEX EXCESS RR	120
PM 2266 RR	120
PAYMASTER 2326 RR	117
FM 960B2R	116
FM 5044RR	115
AFD 3511RR	114
BCG 24R	112
ALL TEX ATLAS RR	112
PM 2167 RR	109
FIBERMAX 958	108
DP 555 R/R	98
STV 4892 BR	97
LSD	16

AREALOMETER - A (mm ² /mm ³)	
PHYTOGEN 72	462
FM 960B2R	453
STV 4892 BR	435
DP 555 R/R	429
PM 2167 RR	418
STV NG 2448R	.
ALL-TEX EXCESS RR	.
PM 2266 RR	.
PAYMASTER 2326 RR	.
FM 5044RR	.
AFD 3511RR	.
BCG 24R	.
ALL TEX ATLAS RR	.
FIBERMAX 958	.
LSD	32.3

AREALOMETER - D (mm ² /mm ³)	
STV 4892 BR	34.9
FM 960B2R	31.6
PM 2167 RR	28.4
DP 555 R/R	27.6
PHYTOGEN 72	26.8
STV NG 2448R	.
ALL-TEX EXCESS RR	.
PM 2266 RR	.
PAYMASTER 2326 RR	.
FM 5044RR	.
AFD 3511RR	.
BCG 24R	.
ALL TEX ATLAS RR	.
FIBERMAX 958	.
LSD	5.9

AREALOMETER - I	
STV 4892 BR	1.86
FM 960B2R	1.79
PM 2167 RR	1.73
DP 555 R/R	1.71
PHYTOGEN 72	1.70
STV NG 2448R	.
ALL-TEX EXCESS RR	.
PM 2266 RR	.
PAYMASTER 2326 RR	.
FM 5044RR	.
AFD 3511RR	.
BCG 24R	.
ALL TEX ATLAS RR	.
FIBERMAX 958	.
LSD	0.11

AREALOMETER - M (PERCENT)	
PHYTOGEN 72	86
DP 555 R/R	85
PM 2167 RR	84
FM 960B2R	82
STV 4892 BR	80
STV NG 2448R	.
ALL-TEX EXCESS RR	.
PM 2266 RR	.
PAYMASTER 2326 RR	.
FM 5044RR	.
AFD 3511RR	.
BCG 24R	.
ALL TEX ATLAS RR	.
FIBERMAX 958	.
LSD	4

AREALOMETER - p (Microns)	
STV 4892 BR	53.54
PM 2167 RR	51.97
DP 555 R/R	50.19
FM 960B2R	49.67
PHYTOGEN 72	46.09
STV NG 2448R	.
ALL-TEX EXCESS RR	.
PM 2266 RR	.
PAYMASTER 2326 RR	.
FM 5044RR	.
AFD 3511RR	.
BCG 24R	.
ALL TEX ATLAS RR	.
FIBERMAX 958	.
LSD	2.32

AREALOMETER - w (MG/INCH)	
PM 2167 RR	4.81
STV 4892 BR	4.77
DP 555 R/R	4.57
FM 960B2R	4.28
PHYTOGEN 72	3.87
STV NG 2448R	.
ALL-TEX EXCESS RR	.
PM 2266 RR	.
PAYMASTER 2326 RR	.
FM 5044RR	.
AFD 3511RR	.
BCG 24R	.
ALL TEX ATLAS RR	.
FIBERMAX 958	.
LSD	0.47

AREALOMETER - t (MICRONS)	
PM 2167 RR	2.9
DP 555 R/R	2.9
STV 4892 BR	2.8
FM 960B2R	2.7
PHYTOGEN 72	2.7
STV NG 2448R	.
ALL-TEX EXCESS RR	.
PM 2266 RR	.
PAYMASTER 2326 RR	.
FM 5044RR	.
AFD 3511RR	.
BCG 24R	.
ALL TEX ATLAS RR	.
FIBERMAX 958	.
LSD	0.3

SEED YIELD (LB/ACRE)	
FM 960B2R	1745
STV NG 2448R	1624
PM 2167 RR	1622
STV 4892 BR	1621
FIBERMAX 958	1613
PM 2266 RR	1600
AFD 3511RR	1599
FM 5044RR	1526
ALL TEX ATLAS RR	1497
PAYMASTER 2326 RR	1497
ALL-TEX EXCESS RR	1445
DP 555 R/R	1346
BCG 24R	1341
PHYTOGEN 72	1143
LSD	247

OIL (PERCENT)		NITROGEN (PERCENT)		PLUS GOSSYPOL	
PM 2167 RR	21.44	FM 5044RR	3.69	STV 4892 BR	0.76
STV NG 2448R	21.15	STV NG 2448R	3.65	STV NG 2448R	0.71
FM 5044RR	21.14	PM 2167 RR	3.63	ALL-TEX EXCESS RR	0.70
FM 960B2R	20.96	DP 555 R/R	3.63	ALL TEX ATLAS RR	0.69
ALL TEX ATLAS RR	20.57	PHYTOGEN 72	3.61	PM 2167 RR	0.68
PHYTOGEN 72	20.40	STV 4892 BR	3.49	PAYMASTER 2326 RR	0.67
ALL-TEX EXCESS RR	20.37	FM 960B2R	3.48	PM 2266 RR	0.63
AFD 3511RR	20.27	AFD 3511RR	3.45	BCG 24R	0.62
FIBERMAX 958	20.14	BCG 24R	3.44	AFD 3511RR	0.60
PM 2266 RR	19.87	PM 2266 RR	3.43	DP 555 R/R	0.58
PAYMASTER 2326 RR	19.44	ALL TEX ATLAS RR	3.42	FM 960B2R	0.57
STV 4892 BR	18.02	ALL-TEX EXCESS RR	3.40	FM 5044RR	0.56
BCG 24R	17.89	PAYMASTER 2326 RR	3.38	PHYTOGEN 72	0.54
DP 555 R/R	17.55	FIBERMAX 958	3.33	FIBERMAX 958	0.43
LSD	0.72	LSD	0.17	LSD	0.05

MINUS GOSSYPOL		TOTAL GOSSYPOL (PERCENT)	
STV 4892 BR	0.53	STV 4892 BR	1.29
ALL TEX ATLAS RR	0.53	ALL TEX ATLAS RR	1.22
PAYMASTER 2326 RR	0.52	STV NG 2448R	1.21
STV NG 2448R	0.49	PAYMASTER 2326 RR	1.19
AFD 3511RR	0.48	ALL-TEX EXCESS RR	1.16
ALL-TEX EXCESS RR	0.47	BCG 24R	1.08
BCG 24R	0.47	AFD 3511RR	1.08
FIBERMAX 958	0.45	PM 2266 RR	1.06
PM 2266 RR	0.44	PM 2167 RR	1.05
FM 960B2R	0.43	FM 960B2R	1.00
FM 5044RR	0.42	DP 555 R/R	0.99
DP 555 R/R	0.41	FM 5044RR	0.98
PHYTOGEN 72	0.39	PHYTOGEN 72	0.92
PM 2167 RR	0.37	FIBERMAX 958	0.88
LSD	0.03	LSD	0.07

LOCATIONS COMBINING VARIETIES

LOCATION	LINT	BOLL	LINT	SEED	YARN	DIGITAL FIBROGRAPH		STELOMETER	
	YIELD	SIZE				PERCENT	INDEX	TENACITY	2.5% S.L.
	(lb/acre)	(g/boll)			(mN/TEX)	(inches)	(inches)	(mN/tex)	(%)
ALTUS, OK (IRR)	1630	6.15	40.8	11.1	121	1.13	0.56	208	7.2
LUBBOCK, TX (IRR)	1302	4.84	28.7	10.2	115	1.09	0.52	192	8.4
TIPTON, OK	712	5.41	39.7	9.0	118	1.07	0.53	217	6.8
CHICKASHA, OK (DRY)	506	5.06	39.0	10.5
CHICKASHA, OK (IRR)	435	5.13	38.9	10.2
LAMESA, TX (DRY)	353	3.96	28.2	8.9	103	1.04	0.51	184	7.3

LOCATION	MICRO-NAIRE (reading)	SL-HVI Starlab (Calibrated to USDA SL-HVI Std.)			SEED YIELD (lb/ac)	COLORIMETER HUNTER'S (Rd b)	MICRO-NAIRE (Reading)	OIL (%)	NITROGEN (%)		
		2.5% S.L. (in.)	UNIFORMITY (%)	STRENGTH (g/tex)							
ALTUS, OK (IRR)	4.85	1.13	83.4	30.4	9.0	75.8	6.3	4.99	2383	21.31	3.51
LUBBOCK, TX (IRR)	4.20	1.10	81.3	27.8	8.7	77.9	8.9	4.39	3170	19.50	3.80
TIPTON, OK	4.61	1.07	82.6	31.4	8.6	73.6	7.2	4.69	1072	18.13	3.86
CHICKASHA, OK (DRY)	769	.	.
CHICKASHA, OK (IRR)	707	.	.
LAMESA, TX (DRY)	4.17	1.04	80.7	26.6	8.1	78.6	8.6	4.33	994	20.82	2.84

---GOSSYPOL LEVELS--- -----AREALOMETER DATA-----
 PLUS MINUS TOTAL A D M p w t

LOCATION	(+)	(-)	(%)	--- (mm ² /mm ³) ---		I	(%)	(microns)	(mg/in)	(microns)
ALTUS, OK (IRR)	0.72	0.55	1.27	409	24.8	1.65	87	50.80	4.81	3.0
LUBBOCK, TX (IRR)	0.60	0.45	1.04	462	36.0	1.87	79	50.98	4.28	2.6
TIPTON, OK	0.49	0.34	0.83	429	27.8	1.71	85	50.30	4.57	2.8
CHICKASHA, OK (DRY)
CHICKASHA, OK (IRR)
LAMESA, TX (DRY)	0.69	0.48	1.17	457	31.0	1.78	83	49.09	4.18	2.7

INDIVIDUAL LOCATION DATA

LUBBOCK, TX (IRR)

VARIETY CODE	VARIETY NAME	LINT	BOLL	LINT PERCENT	SEED INDEX	YARN TENACITY (mN/TEX)	DIGITAL FIBROGRAPH		STELOMETER	
		YIELD (lb/acre)	SIZE (g/boll)				2.5% S.L. (inches)	50% S.L. (inches)	T1 (mN/tex)	E1 (%)
1214	PM 2167 RR	1536	5.00	30.0	10.0	103	1.01	0.52	174	7.2
1255	FM 960B2R	1534	4.90	30.3	10.4	118	1.13	0.51	203	5.5
1266	STV NG 2448R	1373	4.85	28.5	10.7	121	1.12	0.55	200	9.2
1169	FIBERMAX 958	1359	5.05	30.0	10.5	123	1.15	0.53	197	6.1
1215	PM 2266 RR	1346	5.40	26.4	11.8	116	1.06	0.52	192	9.7
1135	PAYMASTER 2326 RR	1337	4.80	27.4	10.8	118	1.08	0.54	191	8.5
1196	STV 4892 BR	1329	4.55	30.4	10.0	108	1.07	0.52	185	8.5
1268	FM 5044RR	1311	4.85	28.5	10.3	110	1.09	0.52	180	11.5
1224	DP 555 R/R	1303	3.55	31.8	7.4	105	1.05	0.49	181	7.3
1275	BCG 24R	1296	4.55	30.0	8.5	114	1.06	0.51	196	8.9
1212	ALL TEX ATLAS RR	1234	4.80	27.6	10.3	112	1.05	0.53	188	9.0
1274	AFD 3511RR	1121	5.10	26.3	11.5	111	1.11	0.54	191	8.5
1276	ALL-TEX EXCESS RR	1121	5.80	26.4	10.5	123	1.10	0.52	204	9.2
1166	PHYTOGEN 72	1026	4.60	28.9	10.4	129	1.16	0.55	210	8.8
.	LSD	148	0.74	1.4	0.8	9	0.02	0.01	7	0.8

SL-HVI Starlab (Calibrated to USDA SL-HVI Std.)

VARIETY CODE	VARIETY NAME	MICRO- NAIRE (reading)	2.5% S.L. (in.)	UNIFO- MITY (%)	STRE- NGTH (g/tex)	E	COLORIMETER HUNTER'S Rd	b	MICRO- NAIRE (Reading)	SEED YIELD (lb/ac)	OIL (%)	NITR OGEN (%)
1214	PM 2167 RR	4.55	1.00	81.1	26.0	8.7	77.5	9.1	4.65	3544	20.27	4.05
1255	FM 960B2R	3.65	1.10	80.3	28.0	7.8	79.5	8.4	3.95	3420	20.64	3.88
1266	STV NG 2448R	4.10	1.10	82.1	28.5	9.2	78.5	9.3	4.30	3249	20.80	3.77
1169	FIBERMAX 958	4.00	1.20	81.5	29.0	7.9	78.0	8.2	4.25	3356	20.06	3.67
1215	PM 2266 RR	4.35	1.10	82.3	27.0	9.1	78.0	8.9	4.55	3597	19.62	3.81
1135	PAYMASTER 2326 RR	4.60	1.10	82.1	27.0	8.9	77.0	9.3	4.85	3697	19.11	3.62
1196	STV 4892 BR	4.40	1.10	81.5	27.5	8.9	74.5	9.3	4.55	2965	16.85	3.82
1268	FM 5044RR	3.70	1.10	80.4	27.0	9.2	80.0	9.4	3.85	3359	20.43	3.91
1224	DP 555 R/R	4.05	1.05	79.3	25.0	7.5	79.5	8.4	4.25	2634	16.54	3.93
1275	BCG 24R	4.35	1.10	81.4	28.5	9.5	79.5	8.6	4.50	2710	17.84	3.73
1212	ALL TEX ATLAS RR	4.55	1.10	82.3	28.0	8.9	77.0	9.1	4.65	3256	21.04	3.76
1274	AFD 3511RR	4.30	1.10	80.9	28.0	8.5	76.5	9.4	4.45	3074	20.24	3.72
1276	ALL-TEX EXCESS RR	4.00	1.10	81.7	30.0	9.2	78.0	8.8	4.20	3022	19.79	3.59
1166	PHYTOGEN 72	4.20	1.20	82.0	30.0	9.0	77.0	8.9	4.45	2495	19.82	3.95
.	LSD	0.24	0.04	1.3	1.4	0.5	2.6	0.5	0.29	381	1.56	0.35

---GOSSYPOL LEVELS---

-----AREALOMETER DATA-----

VARIETY CODE	VARIETY NAME	PLUS (+)	MINUS (-)	TOTAL (%)	A ---(mm2/mm3)---	D	M I	p (microns)	w (mg/in)	t (microns)	
1214	PM 2167 RR	0.63	0.37	0.99	432	32.3	1.81	82	52.56	4.71	2.8
1255	FM 960B2R	0.52	0.42	0.93	494	42.3	1.99	75	50.68	3.98	2.4
1266	STV NG 2448R	0.70	0.48	1.18
1169	FIBERMAX 958	0.42	0.45	0.87
1215	PM 2266 RR	0.62	0.44	1.05
1135	PAYMASTER 2326 RR	0.68	0.54	1.22
1196	STV 4892 BR	0.67	0.49	1.15	453	39.0	1.94	77	53.63	4.58	2.6
1268	FM 5044RR	0.52	0.40	0.91
1224	DP 555 R/R	0.55	0.38	0.93	469	37.3	1.90	78	50.86	4.20	2.6
1275	BCG 24R	0.62	0.45	1.07
1212	ALL TEX ATLAS RR	0.68	0.53	1.21
1274	AFD 3511RR	0.58	0.48	1.06
1276	ALL-TEX EXCESS RR	0.68	0.48	1.16

1166	PHYTOGEN 72	0.51	0.38	0.89	463	29.0	1.74	84	47.19	3.94	2.7
.	LSD	0.06	0.06	0.10	47.5	10.1	0.19	7	3.97	0.62	0.3

INDIVIDUAL LOCATION DATA
LAMESA, TX (DRY)

VARIETY CODE	VARIETY NAME	LINT YIELD (lb/acre)	BOLL SIZE (g/boll)	LINT PERCENT	SEED INDEX	YARN TENACITY (mN/TEX)	DIGITAL 2.5% S.L. (inches)	FIBROGRAPH 50% S.L. (inches)	STELOMETER T1 (mN/tex)	E1 (%)
1224	DP 555 R/R	548	3.70	34.0	6.5	76	1.03	0.49	172	6.2
1196	STV 4892 BR	538	4.25	30.6	8.7	58	1.02	0.51	180	6.3
1255	FM 960B2R	503	3.95	29.2	8.6	104	1.07	0.49	174	6.0
1275	BCG 24R	364	3.75	28.9	7.6	106	1.05	0.50	183	8.2
1169	FIBERMAX 958	347	4.15	29.9	8.5	106	1.08	0.50	184	5.0
1266	STV NG 2448R	344	4.05	26.7	9.5	112	1.10	0.53	194	8.0
1276	ALL-TEX EXCESS RR	329	3.90	27.3	10.1	112	1.05	0.52	191	8.2
1215	PM 2266 RR	298	4.30	25.7	10.1	115	1.05	0.52	179	7.0
1274	AFD 3511RR	294	4.15	25.8	10.3	104	1.02	0.50	181	7.1
1268	FM 5044RR	293	4.10	27.7	10.1	112	1.08	0.53	188	9.2
1212	ALL TEX ATLAS RR	280	3.65	25.8	9.9	102	1.00	0.50	178	6.9
1135	PAYMASTER 2326 RR	274	4.10	26.8	9.4	106	1.01	0.50	191	8.1
1214	PM 2167 RR	270	3.95	29.6	7.4	101	0.98	0.50	166	6.9
1166	PHYTOGEN 72	260	3.50	26.3	8.2	130	1.11	0.52	218	8.9
.	LSD	121	0.54	2.1	1.5	38	0.03	0.02	12	0.9

SL-HVI Starlab (Calibrated to USDA SL-HVI Std.)

VARIETY CODE	VARIETY NAME	MICRO-NAIRE (reading)	2.5% S.L. (in.)	UNIFO-MITY (%)	STRE-NGTH (g/tex)	E	COLORIMETER HUNTER'S Rd b	MICRO-NAIRE (Reading)	SEED YIELD (lb/ac)	OIL (%)	NITR OGEN (%)
--------------	--------------	-----------------------	-----------------	----------------	-------------------	---	---------------------------	-----------------------	--------------------	---------	---------------

2005 National Cotton Variety Test

1224	DP 555 R/R	4.15	1.00	79.3	23.5	7.2	81.0	7.4	4.30	1302	18.58	2.88
1196	STV 4892 BR	4.25	1.00	81.3	26.5	8.0	76.5	9.1	4.45	1274	19.03	2.84
1255	FM 960B2R	3.80	1.05	79.2	25.5	6.9	82.5	7.5	3.95	1324	21.42	2.66
1275	BCG 24R	4.30	1.05	80.5	25.5	8.4	80.0	8.4	4.45	1077	18.44	2.95
1169	FIBERMAX 958	4.40	1.10	80.1	25.5	7.2	80.5	8.2	4.55	1060	20.98	2.71
1266	STV NG 2448R	4.10	1.05	80.8	29.5	8.9	79.0	9.3	4.25	959	22.77	3.15
1276	ALL-TEX EXCESS RR	4.15	1.05	81.2	27.5	8.3	75.5	8.2	4.30	1038	20.81	2.76
1215	PM 2266 RR	4.00	1.05	81.2	28.0	8.6	78.0	9.3	4.10	870	21.26	2.77
1274	AFD 3511RR	4.30	1.05	81.2	27.0	8.3	78.5	9.1	4.45	859	21.16	2.77
1268	FM 5044RR	3.55	1.10	81.3	26.0	8.9	78.0	8.8	3.80	840	22.01	3.00
1212	ALL TEX ATLAS RR	4.25	1.00	80.6	26.5	8.0	77.0	9.0	4.35	830	20.96	2.83
1135	PAYMASTER 2326 RR	4.35	1.00	81.8	27.0	8.4	78.0	8.5	4.50	893	20.29	2.83
1214	PM 2167 RR	4.85	1.00	80.6	25.5	8.2	77.0	9.0	5.10	896	22.72	2.95
1166	PHYTOGEN 72	3.95	1.10	81.1	29.0	8.4	78.5	8.5	4.10	694	21.06	2.75
.	LSD	0.37	0.08	1.4	1.8	0.4	2.2	0.5	0.35	419	1.45	0.31

VARIETY CODE	VARIETY NAME	---GOSSYPOL LEVELS---			-----AREALOMETER DATA-----						
		PLUS (+)	MINUS (-)	TOTAL (%)	A ---(mm2/mm3)---	D	I	M (%)	p (microns)	w (mg/in)	t (microns)
1224	DP 555 R/R	0.69	0.45	1.14	460	27.0	1.70	86	46.47	3.90	2.7
1196	STV 4892 BR	0.85	0.56	1.41	454	37.0	1.90	79	52.44	4.47	2.6
1255	FM 960B2R	0.65	0.45	1.10	481	34.8	1.86	80	48.49	3.90	2.5
1275	BCG 24R	0.69	0.51	1.19
1169	FIBERMAX 958	0.47	0.47	0.94
1266	STV NG 2448R	0.80	0.55	1.35
1276	ALL-TEX EXCESS RR	0.74	0.48	1.22
1215	PM 2266 RR	0.66	0.45	1.11
1274	AFD 3511RR	0.68	0.52	1.20
1268	FM 5044RR	0.63	0.48	1.11
1212	ALL TEX ATLAS RR	0.73	0.52	1.24
1135	PAYMASTER 2326 RR	0.73	0.53	1.26
1214	PM 2167 RR	0.76	0.42	1.18	407	26.5	1.69	86	52.15	4.95	3.0
1166	PHYTOGEN 72	0.59	0.41	1.00	481	29.8	1.76	83	45.91	3.69	2.5
.	LSD	0.08	0.08	0.12	34.2	6.8	0.13	5	2.62	0.43	0.3

LOCATION=ALTUS, OK (IRR)

INDIVIDUAL LOCATION DATA

VARIETY CODE	VARIETY NAME	LINT	BOLL	LINT PERCENT	SEED INDEX	YARN	DIGITAL FIBROGRAPH		STELOMETER	
		YIELD (lb/acre)	SIZE (g/boll)			TENACITY (mN/TEX)	2.5% S.L. (inches)	50% S.L. (inches)	T1 (mN/tex)	E1 (%)
1196	STV 4892 BR	2101	5.85	43.9	10.7	115	1.12	0.55	181	6.8
1255	FM 960B2R	2093	6.60	42.4	12.0	130	1.20	0.57	229	4.7
1224	DP 555 R/R	1964	5.15	45.4	8.2	119	1.12	0.52	204	7.3
1169	FIBERMAX 958	1745	6.25	42.2	11.3	131	1.19	0.56	218	5.2
1214	PM 2167 RR	1603	5.55	40.9	10.2	120	1.06	0.57	192	7.6
1275	BCG 24R	1587	5.55	42.0	9.8	108	1.14	0.56	207	6.8
1215	PM 2266 RR	1568	6.95	38.3	12.6	123	1.11	0.56	205	7.7
1268	FM 5044RR	1567	6.35	39.1	12.0	117	1.19	0.60	190	7.6
1276	ALL-TEX EXCESS RR	1546	6.90	39.9	12.2	116	1.13	0.57	198	7.3
1274	AFD 3511RR	1446	6.30	37.8	12.3	117	1.10	0.55	204	6.7
1266	STV NG 2448R	1442	6.10	40.1	10.9	123	1.12	0.56	209	8.5
1212	ALL TEX ATLAS RR	1424	6.70	39.2	11.4	117	1.08	0.56	211	7.9
1166	PHYTOGEN 72	1395	5.70	41.0	10.6	146	1.24	0.62	250	9.2
1135	PAYMASTER 2326 RR	1340	6.15	38.9	12.0	118	1.12	0.57	220	7.9
.	LSD	153	0.39	2.1	0.8	13	0.04	0.03	8	1.2

SL-HVI Starlab (Calibrated to USDA SL-HVI Std.)

VARIETY CODE	VARIETY NAME	MICRO-	2.5%	UNIFO-	STRE-	SEED YIELD	COLORIMETER		MICRO-	SEED YIELD	OIL	NITR OGEN
		NAIRE (reading)	S.L. (in.)	MITY (%)	NGTH (g/tex)		E	HUNTER'S Rd	b			
1196	STV 4892 BR	5.00	1.10	83.4	28.0	9.1	76.5	7.2	5.20	2725	19.32	3.44
1255	FM 960B2R	4.75	1.20	83.9	31.5	8.1	77.0	5.8	4.95	2780	22.54	3.56
1224	DP 555 R/R	4.70	1.15	82.5	28.0	8.0	80.5	5.0	4.85	2365	18.37	3.66
1169	FIBERMAX 958	4.80	1.20	83.6	32.0	8.3	77.5	5.7	4.95	2483	21.63	3.35
1214	PM 2167 RR	4.95	1.05	83.2	29.5	9.0	74.5	6.5	5.10	2397	23.06	3.58
1275	BCG 24R	4.85	1.10	82.7	30.0	9.5	77.5	5.1	5.00	2177	19.70	3.28
1215	PM 2266 RR	5.10	1.10	83.6	29.5	9.1	74.0	5.7	5.10	2397	21.05	3.38

2005 National Cotton Variety Test

1268	FM 5044RR	4.15	1.15	83.6	30.0	9.4	77.5	6.2	4.40	2622	22.82	3.69
1276	ALL-TEX EXCESS RR	4.95	1.10	83.8	30.5	9.2	75.5	6.0	5.15	2301	22.70	3.57
1274	AFD 3511RR	4.90	1.10	83.0	30.0	8.9	73.5	7.6	5.20	2420	21.68	3.56
1266	STV NG 2448R	4.30	1.10	83.9	31.5	9.2	78.0	6.8	4.40	2182	21.93	3.59
1212	ALL TEX ATLAS RR	5.10	1.10	83.2	30.0	9.2	73.5	7.4	5.20	2183	21.59	3.53
1166	PHYTOGEN 72	4.75	1.25	83.9	34.5	9.3	74.0	7.4	4.70	2027	21.62	3.45
1135	PAYMASTER 2326 RR	5.60	1.10	84.1	30.0	9.2	72.0	6.7	5.60	2298	20.44	3.47
.	LSD	0.43	0.08	1.0	1.5	0.4	4.6	0.8	0.42	345	1.50	0.33

VARIETY CODE	VARIETY NAME	---GOSSYPOL LEVELS---			-----AREALOMETER DATA-----						
		PLUS (+)	MINUS (-)	TOTAL (%)	A ---(mm2/mm3)---	D	I	M (%)	p (microns)	w (mg/in)	t (microns)
1196	STV 4892 BR	0.93	0.69	1.61	397	25.8	1.68	87	53.07	5.18	3.1
1255	FM 960B2R	0.68	0.56	1.24	401	24.0	1.64	88	51.36	4.95	3.1
1224	DP 555 R/R	0.66	0.51	1.17	395	24.0	1.64	88	52.08	5.10	3.1
1169	FIBERMAX 958	0.48	0.55	1.03
1214	PM 2167 RR	0.85	0.46	1.31	419	26.5	1.69	86	50.55	4.66	2.9
1275	BCG 24R	0.71	0.57	1.28
1215	PM 2266 RR	0.74	0.54	1.28
1268	FM 5044RR	0.66	0.51	1.16
1276	ALL-TEX EXCESS RR	0.79	0.55	1.34
1274	AFD 3511RR	0.66	0.54	1.20
1266	STV NG 2448R	0.80	0.58	1.38
1212	ALL TEX ATLAS RR	0.79	0.64	1.43
1166	PHYTOGEN 72	0.62	0.48	1.10	436	23.5	1.63	89	46.93	4.16	2.9
1135	PAYMASTER 2326 RR	0.73	0.62	1.34
.	LSD	0.06	0.06	0.10	26.9	13.6	0.28	11	6.66	0.55	0.3

INDIVIDUAL LOCATION DATA
CHICKASHA, OK (DRY)

VARIETY CODE	VARIETY NAME	LINT YIELD (lb/acre)	BOLL SIZE (g/boll)	LINT PERCENT	SEED INDEX	YARN TENACITY (mN/TEX)	DIGITAL FIBROGRAPH 2.5% S.L. (inches)	DIGITAL FIBROGRAPH 50% S.L. (inches)	STELOMETER T1 (mN/tex)	STELOMETER E1 (%)
1266	STV NG 2448R	704	5.10	37.8	10.5
1214	PM 2167 RR	671	5.00	38.7	10.2
1169	FIBERMAX 958	647	4.90	39.8	10.2
1255	FM 960B2R	597	4.60	40.5	10.3
1196	STV 4892 BR	582	5.00	41.3	10.6
1274	AFD 3511RR	580	5.05	37.5	10.7
1276	ALL-TEX EXCESS RR	553	5.55	38.1	11.3
1212	ALL TEX ATLAS RR	516	5.70	37.6	11.0
1135	PAYMASTER 2326 RR	505	5.10	38.7	10.8
1215	PM 2266 RR	448	6.00	37.8	12.3
1268	FM 5044RR	413	5.70	37.1	11.5
1275	BCG 24R	342	4.40	38.4	9.6
1224	DP 555 R/R	295	4.00	41.6	7.5
1166	PHYTOGEN 72	235	4.70	41.0	10.1
.	LSD	185	0.84	2.0	1.6

SL-HVI Starlab (Calibrated to USDA SL-HVI Std.)

VARIETY CODE	VARIETY NAME	MICRO-NAIRE (reading)	2.5% S.L. (in.)	UNIFO-MITY (%)	STRE-NGTH (g/tex)	SEED INDEX E	COLORIMETER HUNTER'S Rd	MICRO-NAIRE (Reading) b	SEED YIELD (lb/ac)	OIL (%)	NITR OGEN (%)
1266	STV NG 2448R	910	.	.
1214	PM 2167 RR	973	.	.
1169	FIBERMAX 958	860	.	.
1255	FM 960B2R	888	.	.
1196	STV 4892 BR	820	.	.
1274	AFD 3511RR	1177	.	.
1276	ALL-TEX EXCESS RR	858	.	.
1212	ALL TEX ATLAS RR	1052	.	.
1135	PAYMASTER 2326 RR	655	.	.
1215	PM 2266 RR	681	.	.
1268	FM 5044RR	473	.	.
1275	BCG 24R	510	.	.

1224 DP 555 R/R	501	.	.
1166 PHYTOGEN 72	412	.	.
. LSD	392	.	.

VARIETY CODE	VARIETY NAME	---GOSSYPOL LEVELS---			-----AREALOMETER DATA-----						
		PLUS (+)	MINUS (-)	TOTAL (%)	A ---(mm2/mm3)---	D	I	M (%)	p (microns)	w (mg/in)	t (microns)
1266	STV NG 2448R
1214	PM 2167 RR
1169	FIBERMAX 958
1255	FM 960B2R
1196	STV 4892 BR
1274	AFD 3511RR
1276	ALL-TEX EXCESS RR
1212	ALL TEX ATLAS RR
1135	PAYMASTER 2326 RR
1215	PM 2266 RR
1268	FM 5044RR
1275	BCG 24R
1224	DP 555 R/R
1166	PHYTOGEN 72
.	LSD

INDIVIDUAL LOCATION DATA
CHICKASHA, OK (IRR)

VARIETY CODE	VARIETY NAME	LINT	BOLL	LINT PERCENT	SEED INDEX	YARN TENACITY (mN/TEX)	DIGITAL FIBROGRAPH		STELOMETER	
		YIELD (lb/acre)	SIZE (g/boll)				2.5% S.L. (inches)	50% S.L. (inches)	T1 (mN/tex)	E1 (%)
1266	STV NG 2448R	822	5.65	38.6	10.7
1255	FM 960B2R	639	5.15	38.9	10.6

1169	FIBERMAX 958	629	4.60	40.1	9.9
1196	STV 4892 BR	618	4.90	42.3	10.1
1214	PM 2167 RR	504	5.10	39.5	10.0
1215	PM 2266 RR	475	5.75	37.3	12.0
1224	DP 555 R/R	405	3.70	43.1	6.8
1268	FM 5044RR	328	5.25	36.6	11.4
1212	ALL TEX ATLAS RR	317	5.55	37.4	10.7
1274	AFD 3511RR	304	5.40	36.2	11.6
1276	ALL-TEX EXCESS RR	293	5.40	36.6	9.7
1275	BCG 24R	293	4.65	39.2	9.5
1135	PAYMASTER 2326 RR	245	5.50	40.4	10.4
1166	PHYTOGEN 72	217	5.15	39.3	10.2
.	LSD	144	1.13	1.9	1.5

SL-HVI Starlab (Calibrated to USDA SL-HVI Std.)

VARIETY CODE	VARIETY NAME	MICRO-NAIRE (reading)	2.5% S.L. (in.)	UNIFORMITY (%)	STRENGTH (g/tex)	E	COLORIMETER HUNTER'S Rd	b	MICRO-NAIRE (Reading)	SEED YIELD (lb/ac)	OIL (%)	NITROGEN (%)
1266	STV NG 2448R	1352	.	.
1255	FM 960B2R	944	.	.
1169	FIBERMAX 958	883	.	.
1196	STV 4892 BR	976	.	.
1214	PM 2167 RR	754	.	.
1215	PM 2266 RR	797	.	.
1224	DP 555 R/R	529	.	.
1268	FM 5044RR	722	.	.
1212	ALL TEX ATLAS RR	546	.	.
1274	AFD 3511RR	781	.	.
1276	ALL-TEX EXCESS RR	402	.	.
1275	BCG 24R	423	.	.
1135	PAYMASTER 2326 RR	411	.	.
1166	PHYTOGEN 72	378	.	.
.	LSD	386	.	.

---GOSSYPOL LEVELS---

-----AREALOMETER DATA-----

VARIETY CODE	VARIETY NAME	PLUS (+)	MINUS (-)	TOTAL (%)	A	D	I	M (%)	p	w	t
					---(mm2/mm3)---				(microns)	(mg/in)	(microns)

1266	STV NG 2448R
1255	FM 960B2R
1169	FIBERMAX 958
1196	STV 4892 BR
1214	PM 2167 RR
1215	PM 2266 RR
1224	DP 555 R/R
1268	FM 5044RR
1212	ALL TEX ATLAS RR
1274	AFD 3511RR
1276	ALL-TEX EXCESS RR
1275	BCG 24R
1135	PAYMASTER 2326 RR
1166	PHYTOGEN 72
.	LSD

INDIVIDUAL LOCATION DATA
TIPTON, OK

VARIETY CODE	VARIETY NAME	LINT YIELD (lb/acre)	BOLL SIZE (g/boll)	LINT PERCENT	SEED INDEX	YARN TENACITY (mN/TEX)	DIGITAL FIBROGRAPH 2.5% S.L. (inches)	50% S.L. (inches)	STELOMETER T1 (mN/tex)	E1 (%)
1275	BCG 24R	780	4.85	40.5	8.9	122	1.08	0.53	234	6.8
1196	STV 4892 BR	765	5.05	43.1	9.9	106	1.07	0.54	190	6.3
1215	PM 2266 RR	764	5.85	37.3	11.0	126	1.05	0.53	217	7.8
1274	AFD 3511RR	754	5.55	36.8	10.9	125	1.06	0.54	208	6.6
1169	FIBERMAX 958	745	5.40	40.5	5.5	74	1.13	0.55	226	5.2
1214	PM 2167 RR	739	5.20	38.8	9.4	115	0.99	0.52	207	6.5
1255	FM 960B2R	725	5.35	40.4	6.1	111	1.13	0.52	208	4.5
1268	FM 5044RR	720	5.50	37.8	10.8	124	1.10	0.55	204	9.2

1266	STV NG 2448R	714	5.30	38.5	9.4	139	1.08	0.54	236	7.4
1135	PAYMASTER 2326 RR	698	5.40	39.0	10.5	126	1.04	0.53	213	6.8
1224	DP 555 R/R	683	4.75	46.6	7.7	92	1.04	0.50	188	4.3
1212	ALL TEX ATLAS RR	682	5.95	38.2	10.4	119	1.03	0.52	211	7.6
1276	ALL-TEX EXCESS RR	663	6.25	38.6	10.8	131	1.04	0.52	237	8.5
1166	PHYTOGEN 72	532	5.40	39.9	5.5	142	1.18	0.58	263	7.4
.	LSD	70	0.33	1.6	6.7	51	0.02	0.02	12	0.7

SL-HVI Starlab (Calibrated to USDA SL-HVI Std.)

VARIETY CODE	VARIETY NAME	MICRO-NAIRE (reading)	2.5% S.L. (in.)	UNIFORMITY (%)	STRENGTH (g/tex)	E	COLORIMETER HUNTER'S Rd	b	MICRO-NAIRE (Reading)	SEED YIELD (lb/ac)	OIL (%)	NITROGEN (%)
1275	BCG 24R	4.75	1.05	82.6	31.0	9.1	75.0	6.9	4.80	1147	15.57	3.79
1196	STV 4892 BR	4.90	1.05	82.5	29.5	8.5	71.0	8.2	5.05	966	16.87	3.86
1215	PM 2266 RR	4.60	1.00	82.6	32.0	9.0	73.0	7.3	4.60	1258	17.57	3.76
1274	AFD 3511RR	4.65	1.10	82.9	31.5	8.5	69.0	8.1	4.75	1284	17.98	3.77
1169	FIBERMAX 958	4.40	1.10	82.8	34.0	7.9	73.5	6.0	4.50	1037	17.89	3.59
1214	PM 2167 RR	4.60	1.00	81.8	30.5	8.5	72.0	7.6	4.70	1170	19.70	3.95
1255	FM 960B2R	4.45	1.10	82.4	30.0	7.7	76.0	6.9	4.55	1116	19.25	3.83
1268	FM 5044RR	4.25	1.10	82.8	30.5	9.1	76.0	7.3	4.35	1141	19.30	4.16
1266	STV NG 2448R	4.05	1.10	82.7	34.0	9.4	74.0	7.5	4.15	1095	19.10	4.10
1135	PAYMASTER 2326 RR	5.15	1.05	84.0	33.0	9.2	72.0	7.4	5.25	1029	17.94	3.60
1224	DP 555 R/R	5.35	1.10	81.9	26.0	7.5	77.5	6.3	5.45	747	16.69	4.05
1212	ALL TEX ATLAS RR	4.50	1.00	82.9	31.5	8.8	73.0	7.0	4.65	1116	18.69	3.58
1276	ALL-TEX EXCESS RR	4.30	1.05	82.5	30.5	8.5	75.0	6.2	4.30	1053	18.19	3.68
1166	PHYTOGEN 72	4.60	1.15	82.7	35.5	9.3	74.0	7.9	4.55	853	19.11	4.29
.	LSD	0.37	0.09	1.7	2.4	0.7	3.6	0.9	0.49	149	1.11	0.24

---GOSSYPOL LEVELS---

VARIETY CODE	VARIETY NAME	PLUS (+)	MINUS (-)	TOTAL (%)	A (mm2/mm3)	D	I	M (%)	p (microns)	w (mg/in)	t (microns)
1275	BCG 24R	0.46	0.35	0.81
1196	STV 4892 BR	0.61	0.40	1.01	438	38.0	1.92	77	55.03	4.87	2.7
1215	PM 2266 RR	0.50	0.33	0.83

-----AREALOMETER DATA-----

1274	AFD 3511RR	0.50	0.38	0.88
1169	FIBERMAX 958	0.35	0.34	0.69
1214	PM 2167 RR	0.50	0.25	0.74	414	28.5	1.73	84	52.62	4.92	2.9
1255	FM 960B2R	0.44	0.32	0.76	436	25.5	1.67	87	48.17	4.29	2.8
1268	FM 5044RR	0.44	0.32	0.75
1266	STV NG 2448R	0.55	0.37	0.92
1135	PAYMASTER 2326 RR	0.54	0.41	0.95
1224	DP 555 R/R	0.44	0.29	0.72	390	22.0	1.60	90	51.35	5.09	3.2
1212	ALL TEX ATLAS RR	0.58	0.42	0.99
1276	ALL-TEX EXCESS RR	0.57	0.38	0.95
1166	PHYTOGEN 72	0.42	0.29	0.71	470	25.0	1.66	88	44.36	3.67	2.6
.	LSD	0.05	0.05	0.08	68.5	9.0	0.19	7	4.31	0.94	0.5

[RETURN TO 2005 NCVT COVER PAGE](#)



***Thank you for your interest in the ongoing work of the
National Cotton Variety Test Program.***

Questions or comments to: ekeene@ars.usda.gov

United States Department of Agriculture

**Agricultural Research Service
Mid-South Area
Crop Genetics and Production Research Unit
National Cotton Variety Test Program**

P O Box 345
Stoneville, MS 38776
(662) 686-5241
Fax (662) 686-5218



Other links:

[Crop Genetics and Production Research Unit Home Page](#)

[Jamie Whitten Delta States Research Center](#)

**All Internet Versions of the NCVT Publications are accessible through
either the Jamie Whitten Delta States Research Center or the
Crop Genetics and Production Research Unit sites**



2005 National Cotton Variety Test



Crop Genetics & Production Research Unit
P O Box 345
Stoneville, MS 38776

(662) 686-5377 (662) 686-3080
(662) 686-5398 (fax)

National Cotton Variety Tests, 2005
Yield, Boll, Seed, Spinning and Data

2005 WESTERN REGIONAL COTTON VARIETY TEST

WESTERN

VARIETIES COMBINING LOCATIONS

VARIETY CODE	VARIETY NAME	LINT YIELD (lb/acre)	BOLL SIZE (g/boll)	LINT PERCENT	SEED INDEX	YARN TENACITY (mN/TEX)	DIGITAL FIBROGRAPH 2.5% S.L. (inches)	DIGITAL FIBROGRAPH 50% S.L. (inches)	STELOMETER T1 (mN/tex)	STELOMETER E1 (%)
1277	FM 989RR	1065	4.71	37.1	8.6	125	1.11	0.53	196	6.6
1278	NM 03K1028	1057	4.16	34.8	8.4	134	1.15	0.55	201	6.7
1166	PHYTOGEN 72	971	4.57	36.6	8.9	131	1.13	0.55	218	7.7
1128	ACALA 1517-99	850	4.51	33.8	9.1	138	1.18	0.55	224	6.8
1214	PM 2167 RR	808	4.37	35.8	8.2	109	1.02	0.52	181	7.0
1196	STV 4892 BR	622	3.60	31.1	8.6	100	1.04	0.52	180	6.4
1279	NM 03K1155	464	3.75	27.3	8.7	137	1.17	0.53	223	5.7
1280	NM 03S1065	460	3.75	30.3	8.5	140	1.17	0.55	232	6.8

1224 DP 555 R/R	448	3.10	33.5	6.2	78	0.97	0.46	159	4.7
1255 FM 960B2R	448	3.80	31.2	8.4	111	1.07	0.51	172	3.8
. LSD	340	0.65	1.1	.	36	0.08	0.01	52	1.2

SL-HVI Starlab (Calibrated to USDA SL-HVI Std.)

VARIETY CODE	VARIETY NAME	MICRO-NAIRE (reading)	2.5% S.L. (in.)	UNIFORMITY (%)	STRENGTH (g/tex)	E	COLORIMETER HUNTER'S Rd	b	MICRO-NAIRE (Reading)	SEED YIELD (lb/ac)	OIL (%)	NITROGEN (%)
1277	FM 989RR	4.08	1.10	81.3	28.5	7.7	80.5	8.5	4.20	1730	22.23	2.97
1278	NM 03K1028	4.18	1.15	82.6	30.0	8.2	72.0	7.1	4.20	1752	22.01	3.06
1166	PHYTOGEN 72	4.45	1.10	81.5	29.0	8.5	79.0	10.0	4.65	1546	22.82	2.71
1128	ACALA 1517-99	4.20	1.23	83.4	31.0	8.3	79.0	9.0	4.20	1490	22.36	3.19
1214	PM 2167 RR	4.98	1.03	82.6	27.5	8.5	77.3	9.5	4.98	1376	22.91	3.14
1196	STV 4892 BR	4.95	1.05	82.4	26.0	8.0	77.0	10.0	5.15	1224	20.89	2.62
1279	NM 03K1155	3.70	1.20	81.8	29.5	7.7	78.5	9.1	3.90	996	23.49	2.72
1280	NM 03S1065	4.20	1.15	81.4	31.0	8.2	79.0	8.5	4.35	1080	22.33	2.50
1224	DP 555 R/R	4.40	1.00	79.0	23.0	6.6	83.0	8.1	4.45	815	18.73	2.76
1255	FM 960B2R	4.25	1.10	80.2	25.5	6.8	81.5	8.5	4.35	930	21.65	2.36
.	LSD	0.87	0.08	4.0	6.1	0.9	19.7	3.8	0.48	565	2.66	0.32

VARIETY CODE	VARIETY NAME	---GOSSYPOL LEVELS---			-----AREALOMETER DATA-----							
		PLUS (+)	MINUS (-)	TOTAL (%)	A	D	M	p	w	t		
					---(mm2/mm3)---			I	(%)	(microns)	(mg/in)	(microns)
1277	FM 989RR	0.76	0.56	1.32
1278	NM 03K1028	0.71	0.47	1.18
1166	PHYTOGEN 72	0.70	0.51	1.21	434	18.5	1.52	93	43.94	3.92	3.0	
1128	ACALA 1517-99	0.74	0.53	1.26	
1214	PM 2167 RR	0.82	0.47	1.30	438	31.3	1.79	82	51.54	4.60	2.8	
1196	STV 4892 BR	1.01	0.67	1.68	396	25.8	1.68	87	53.21	5.20	3.1	
1279	NM 03K1155	0.76	0.45	1.21	
1280	NM 03S1065	0.75	0.51	1.25	
1224	DP 555 R/R	0.70	0.43	1.13	434	26.8	1.70	86	49.07	4.37	2.9	
1255	FM 960B2R	0.75	0.51	1.26	446	28.5	1.73	85	48.84	4.24	2.7	
.	LSD	0.18	0.10	0.30	

INDIVIDUAL COMPONENT DATA

BOLL SIZE, GRAM PER BOLL

FM 989RR	4.71
PHYTOGEN 72	4.57
ACALA 1517-99	4.51
PM 2167 RR	4.37
NM 03K1028	4.16
FM 960B2R	3.80
NM 03K1155	3.75
NM 03S1065	3.75
STV 4892 BR	3.60
DP 555 R/R	3.10
LSD	0.65

LINT PERCENT

FM 989RR	37.1
PHYTOGEN 72	36.6
PM 2167 RR	35.8
NM 03K1028	34.8
ACALA 1517-99	33.8
DP 555 R/R	33.5
FM 960B2R	31.2
STV 4892 BR	31.1
NM 03S1065	30.3
NM 03K1155	27.3
LSD	1.1

SEED INDEX

ACALA 1517-99	9.1
PHYTOGEN 72	8.9
NM 03K1155	8.7
STV 4892 BR	8.6
FM 989RR	8.6
NM 03S1065	8.5
NM 03K1028	8.4
FM 960B2R	8.4
PM 2167 RR	8.2
DP 555 R/R	6.2
LSD	.

2.5% S.L. (INCHES)

ACALA 1517-99	1.23
NM 03K1155	1.20
NM 03S1065	1.15
NM 03K1028	1.15
PHYTOGEN 72	1.10
FM 989RR	1.10
FM 960B2R	1.10
STV 4892 BR	1.05
PM 2167 RR	1.03
DP 555 R/R	1.00
LSD	0.08

UR (PERCENT)

ACALA 1517-99	83.4
NM 03K1028	82.6
PM 2167 RR	82.6
STV 4892 BR	82.4
NM 03K1155	81.8
PHYTOGEN 72	81.5
NM 03S1065	81.4
FM 989RR	81.3
FM 960B2R	80.2
DP 555 R/R	79.0
LSD	4.0

STRENGTH (G/TEX)

ACALA 1517-99	31.0
NM 03S1065	31.0
NM 03K1028	30.0
NM 03K1155	29.5
PHYTOGEN 72	29.0
FM 989RR	28.5
PM 2167 RR	27.5
STV 4892 BR	26.0
FM 960B2R	25.5
DP 555 R/R	23.0
LSD	6.1

E		MICRONAIRE (SL-HVI)		COLORIMETER - Rd	
PHYTOGEN 72	8.5	STV 4892 BR	5.15	DP 555 R/R	83.0
PM 2167 RR	8.5	PM 2167 RR	4.98	FM 960B2R	81.5
ACALA 1517-99	8.3	PHYTOGEN 72	4.65	FM 989RR	80.5
NM 03S1065	8.2	DP 555 R/R	4.45	PHYTOGEN 72	79.0
NM 03K1028	8.2	NM 03S1065	4.35	NM 03S1065	79.0
STV 4892 BR	8.0	FM 960B2R	4.35	ACALA 1517-99	79.0
FM 989RR	7.7	ACALA 1517-99	4.20	NM 03K1155	78.5
NM 03K1155	7.7	FM 989RR	4.20	PM 2167 RR	77.3
FM 960B2R	6.8	NM 03K1028	4.20	STV 4892 BR	77.0
DP 555 R/R	6.6	NM 03K1155	3.90	NM 03K1028	72.0
LSD	0.9	LSD	0.48	LSD	19.7
COLORIMETER - b		MICRONAIRE		STELOMETER - E1	
STV 4892 BR	10.0	PM 2167 RR	4.98	PHYTOGEN 72	7.7
PHYTOGEN 72	10.0	STV 4892 BR	4.95	PM 2167 RR	7.0
PM 2167 RR	9.5	PHYTOGEN 72	4.45	ACALA 1517-99	6.8
NM 03K1155	9.1	DP 555 R/R	4.40	NM 03S1065	6.8
ACALA 1517-99	9.0	FM 960B2R	4.25	NM 03K1028	6.7
FM 960B2R	8.5	NM 03S1065	4.20	FM 989RR	6.6
FM 989RR	8.5	ACALA 1517-99	4.20	STV 4892 BR	6.4
NM 03S1065	8.5	NM 03K1028	4.18	NM 03K1155	5.7
DP 555 R/R	8.1	FM 989RR	4.08	DP 555 R/R	4.7
NM 03K1028	7.1	NM 03K1155	3.70	FM 960B2R	3.8
LSD	3.8	LSD	0.87	LSD	1.2
STELOMETER - T1		FIBROGRAPH--50% S.L.		FIBROGRAPH--2.5% S.L.	
NM 03S1065	232	ACALA 1517-99	0.55	ACALA 1517-99	1.18
ACALA 1517-99	224	NM 03K1028	0.55	NM 03S1065	1.17
NM 03K1155	223	PHYTOGEN 72	0.55	NM 03K1155	1.17
PHYTOGEN 72	218	NM 03S1065	0.55	NM 03K1028	1.15
NM 03K1028	201	NM 03K1155	0.53	PHYTOGEN 72	1.13

FM 989RR	196	FM 989RR	0.53	FM 989RR	1.11
PM 2167 RR	181	PM 2167 RR	0.52	FM 960B2R	1.07
STV 4892 BR	180	STV 4892 BR	0.52	STV 4892 BR	1.04
FM 960B2R	172	FM 960B2R	0.51	PM 2167 RR	1.02
DP 555 R/R	159	DP 555 R/R	0.46	DP 555 R/R	0.97
LSD	52	LSD	0.01	LSD	0.08

----- YARN TENACITY -----		----- AREALOMETER - A (mm ² /mm ³) -----		----- AREALOMETER - D (mm ² /mm ³) -----	
NM 03S1065	140	FM 960B2R	446	PM 2167 RR	31.3
ACALA 1517-99	138	PM 2167 RR	438	FM 960B2R	28.5
NM 03K1155	137	PHYTOGEN 72	434	DP 555 R/R	26.8
NM 03K1028	134	DP 555 R/R	434	STV 4892 BR	25.8
PHYTOGEN 72	131	STV 4892 BR	396	PHYTOGEN 72	18.5
FM 989RR	125	NM 03S1065	.	NM 03S1065	.
FM 960B2R	111	ACALA 1517-99	.	ACALA 1517-99	.
PM 2167 RR	109	NM 03K1155	.	NM 03K1155	.
STV 4892 BR	100	NM 03K1028	.	NM 03K1028	.
DP 555 R/R	78	FM 989RR	.	FM 989RR	.
LSD	36	LSD	.	LSD	.

----- AREALOMETER - I -----		----- AREALOMETER - M (PERCENT) -----		----- AREALOMETER - p (Microns) -----	
PM 2167 RR	1.79	PHYTOGEN 72	93	STV 4892 BR	53.21
FM 960B2R	1.73	STV 4892 BR	87	PM 2167 RR	51.54
DP 555 R/R	1.70	DP 555 R/R	86	DP 555 R/R	49.07
STV 4892 BR	1.68	FM 960B2R	85	FM 960B2R	48.84
PHYTOGEN 72	1.52	PM 2167 RR	82	PHYTOGEN 72	43.94
NM 03S1065	.	NM 03S1065	.	NM 03S1065	.
ACALA 1517-99	.	ACALA 1517-99	.	ACALA 1517-99	.
NM 03K1155	.	NM 03K1155	.	NM 03K1155	.
NM 03K1028	.	NM 03K1028	.	NM 03K1028	.
FM 989RR	.	FM 989RR	.	FM 989RR	.
LSD	.	LSD	.	LSD	.

AREALOMETER - w (MG/INCH)	
STV 4892 BR	5.20
PM 2167 RR	4.60
DP 555 R/R	4.37
FM 960B2R	4.24
PHYTOGEN 72	3.92
NM 03S1065	.
ACALA 1517-99	.
NM 03K1155	.
NM 03K1028	.
FM 989RR	.
LSD	.

OIL (PERCENT)	
NM 03K1155	23.49
PM 2167 RR	22.91
PHYTOGEN 72	22.82
ACALA 1517-99	22.36
NM 03S1065	22.33
FM 989RR	22.23
NM 03K1028	22.01
FM 960B2R	21.65
STV 4892 BR	20.89
DP 555 R/R	18.73
LSD	2.66

MINUS GOSSYPOL	
----------------	--

AREALOMETER - t (MICRONS)	
STV 4892 BR	3.1
PHYTOGEN 72	3.0
DP 555 R/R	2.9
PM 2167 RR	2.8
FM 960B2R	2.7
NM 03S1065	.
ACALA 1517-99	.
NM 03K1155	.
NM 03K1028	.
FM 989RR	.
LSD	.

NITROGEN (PERCENT)	
ACALA 1517-99	3.19
PM 2167 RR	3.14
NM 03K1028	3.06
FM 989RR	2.97
DP 555 R/R	2.76
NM 03K1155	2.72
PHYTOGEN 72	2.71
STV 4892 BR	2.62
NM 03S1065	2.50
FM 960B2R	2.36
LSD	0.32

TOTAL GOSSYPOL (PERCENT)	
--------------------------	--

SEED YIELD (LB/ACRE)	
NM 03K1028	1752
FM 989RR	1730
PHYTOGEN 72	1546
ACALA 1517-99	1490
PM 2167 RR	1376
STV 4892 BR	1224
NM 03S1065	1080
NM 03K1155	996
FM 960B2R	930
DP 555 R/R	815
LSD	565

PLUS GOSSYPOL	
STV 4892 BR	1.01
PM 2167 RR	0.82
FM 989RR	0.76
NM 03K1155	0.76
FM 960B2R	0.75
NM 03S1065	0.75
ACALA 1517-99	0.74
NM 03K1028	0.71
DP 555 R/R	0.70
PHYTOGEN 72	0.70
LSD	0.18

STV 4892 BR	0.67	STV 4892 BR	1.68
FM 989RR	0.56	FM 989RR	1.32
ACALA 1517-99	0.53	PM 2167 RR	1.30
FM 960B2R	0.51	ACALA 1517-99	1.26
NM 03S1065	0.51	FM 960B2R	1.26
PHYTOGEN 72	0.51	NM 03S1065	1.25
PM 2167 RR	0.47	NM 03K1155	1.21
NM 03K1028	0.47	PHYTOGEN 72	1.21
NM 03K1155	0.45	NM 03K1028	1.18
DP 555 R/R	0.43	DP 555 R/R	1.13
LSD	0.10	LSD	0.30

LOCATIONS COMBINING VARIETIES

LOCATION	LINT	BOLL	LINT	SEED	YARN	DIGITAL FIBROGRAPH		STELOMETER	
	YIELD	SIZE			TENACITY	2.5% S.L.	50% S.L.	T1	E1
	(lb/acre)	(g/boll)	PERCENT	INDEX	(mN/TEX)	(inches)	(inches)	(mN/tex)	(%)
UNIVERSITY PARK, NM	1403	5.18	41.7	.	130	1.17	0.56	203	7.4
PECOS, TX (IRR)	493	3.68	30.1	8.3	119	1.08	0.52	198	5.9

SL-HVI Starlab (Calibrated to USDA SL-HVI Std.)

LOCATION	MICRO-	2.5%	UNIFO-	STRE-	E	COLORIMETER	MICRO-	SEED	OIL	NITR	
	NAIRE	S.L.	MITY	NGTH		HUNTER'S	NAIRE	YIELD			
	(reading)	(in.)	(%)	(g/tex)		Rd	b (Reading)	(lb/ac)	(%)	(%)	
UNIVERSITY PARK, NM	4.40	1.16	83.8	30.3	8.5	75.4	7.9	4.36	1958	22.85	3.46
PECOS, TX (IRR)	4.32	1.10	81.1	27.7	7.7	79.4	9.0	4.46	1104	21.75	2.65

LOCATION	---GOSSYPOL LEVELS---			-----AREALOMETER DATA-----						
	PLUS (+)	MINUS (-)	TOTAL (%)	A ---(mm2/mm3)---	D	I	M (%)	p (microns)	w (mg/in)	t (microns)
UNIVERSITY PARK, NM	0.77	0.53	1.30	422	31.8	1.80	82	53.46	4.90	2.9
PECOS, TX (IRR)	0.77	0.50	1.26	433	26.1	1.68	86	48.94	4.40	2.9

INDIVIDUAL LOCATION DATA

UNIVERSITY PARK, NM

VARIETY CODE	VARIETY NAME	LINT	BOLL	LINT PERCENT	SEED INDEX	YARN	DIGITAL FIBROGRAPH		STELOMETER	
		YIELD (lb/acre)	SIZE (g/boll)			TENACITY (mN/TEX)	2.5% S.L. (inches)	50% S.L. (inches)	T1 (mN/tex)	E1 (%)
1278	NM 03K1028	1609	4.87	40.9	.	130	1.20	0.58	189	7.3
1277	FM 989RR	1519	5.62	43.1	.	136	1.18	0.55	209	7.0
1166	PHYTOGEN 72	1460	5.04	42.5
1128	ACALA 1517-99	1304	5.31	40.4	.	138	1.23	0.58	227	7.4
1214	PM 2167 RR	1124	5.03	41.7	.	115	1.06	0.55	188	7.9
.	LSD	262	0.33	1.1	.	19	0.10	0.09	32	0.9

SL-HVI Starlab (Calibrated to USDA SL-HVI Std.)

VARIETY CODE	VARIETY NAME	MICRO-	2.5%	UNIFO-	STRE-	E	COLORIMETER	MICRO-	SEED	OIL (%)	NITR OGEN (%)	
		NAIRE (reading)	S.L. (in.)	MITY (%)	NGTH (g/tex)		HUNTER'S Rd	NAIRE b (Reading)	YIELD (lb/ac)			
1278	NM 03K1028	4.10	1.20	82.9	30.0	8.3	65.0	5.9	4.10	2320	22.05	3.51

2005 National Cotton Variety Test

1277	FM 989RR	3.95	1.15	82.8	31.0	8.1	81.5	7.4	4.10	2008	23.25	3.35
1166	PHYTOGEN 72	1969	.	.
1128	ACALA 1517-99	4.45	1.25	85.3	31.5	8.8	79.0	9.2	4.30	1920	22.49	3.51
1214	PM 2167 RR	5.10	1.05	84.0	28.5	8.8	76.0	9.4	4.95	1575	23.61	3.48
.	LSD	0.54	0.19	1.7	4.2	0.4	5.2	3.3	0.59	345	1.03	0.51

VARIETY CODE	VARIETY NAME	---GOSSYPOL LEVELS---			-----AREALOMETER DATA-----							
		PLUS (+)	MINUS (-)	TOTAL (%)	A ---(mm2/mm3)---	D	I	M (%)	p (microns)	w (mg/in)	t (microns)	
1278	NM 03K1028	0.67	0.47	1.14
1277	FM 989RR	0.79	0.60	1.40
1166	PHYTOGEN 72
1128	ACALA 1517-99	0.77	0.56	1.32
1214	PM 2167 RR	0.84	0.51	1.35	422	31.8	1.80	82	53.46	4.90	2.9	.
.	LSD	0.16	0.16	0.29

INDIVIDUAL LOCATION DATA

PECOS, TX (IRR)

VARIETY CODE	VARIETY NAME	LINT	BOLL	LINT PERCENT	SEED INDEX	YARN	DIGITAL FIBROGRAPH		STELOMETER	
		YIELD (lb/acre)	SIZE (g/boll)			TENACITY (mN/TEX)	2.5% S.L. (inches)	50% S.L. (inches)	T1 (mN/tex)	E1 (%)
1196	STV 4892 BR	622	3.60	31.1	8.6	100	1.04	0.52	180	6.4
1277	FM 989RR	612	3.80	31.1	8.6	114	1.05	0.50	184	6.2
1278	NM 03K1028	504	3.45	28.7	8.4	138	1.10	0.53	214	6.0
1214	PM 2167 RR	493	3.70	29.9	8.2	103	0.99	0.50	175	6.0
1166	PHYTOGEN 72	481	4.10	30.6	8.9	131	1.13	0.55	218	7.7
1279	NM 03K1155	464	3.75	27.3	8.7	137	1.17	0.53	223	5.7
1280	NM 03S1065	460	3.75	30.3	8.5	140	1.17	0.55	232	6.8

1224	DP 555 R/R	448	3.10	33.5	6.2	78	0.97	0.46	159	4.7
1255	FM 960B2R	448	3.80	31.2	8.4	111	1.07	0.51	172	3.8
1128	ACALA 1517-99	395	3.70	27.3	9.1	137	1.13	0.53	221	6.2
	LSD	113	0.54	1.4	0.8	10	0.02	0.02	11	0.9

SL-HVI Starlab (Calibrated to USDA SL-HVI Std.)

VARIETY CODE	VARIETY NAME	MICRO-NAIRE (reading)	2.5% S.L. (in.)	UNIFO-MITY (%)	STRE-NGTH (g/tex)	E	COLORIMETER HUNTER'S Rd	b	MICRO-NAIRE (Reading)	SEED YIELD (lb/ac)	OIL (%)	NITR OGEN (%)
1196	STV 4892 BR	4.95	1.05	82.4	26.0	8.0	77.0	10.0	5.15	1224	20.89	2.62
1277	FM 989RR	4.20	1.05	79.8	26.0	7.4	79.5	9.6	4.30	1452	21.21	2.60
1278	NM 03K1028	4.25	1.10	82.4	30.0	8.0	79.0	8.3	4.30	1185	21.96	2.62
1214	PM 2167 RR	4.85	1.00	81.2	26.5	8.1	78.5	9.6	5.00	1177	22.21	2.80
1166	PHYTOGEN 72	4.45	1.10	81.5	29.0	8.5	79.0	10.0	4.65	1123	22.82	2.71
1279	NM 03K1155	3.70	1.20	81.8	29.5	7.7	78.5	9.1	3.90	996	23.49	2.72
1280	NM 03S1065	4.20	1.15	81.4	31.0	8.2	79.0	8.5	4.35	1080	22.33	2.50
1224	DP 555 R/R	4.40	1.00	79.0	23.0	6.6	83.0	8.1	4.45	815	18.73	2.76
1255	FM 960B2R	4.25	1.10	80.2	25.5	6.8	81.5	8.5	4.35	930	21.65	2.36
1128	ACALA 1517-99	3.95	1.20	81.5	30.5	7.7	79.0	8.9	4.10	1060	22.24	2.88
	LSD	0.34	0.09	1.2	1.4	0.5	2.2	0.5	0.21	308	1.54	0.28

---GOSSYPOL LEVELS---

-----AREALOMETER DATA-----

VARIETY CODE	VARIETY NAME	PLUS (+)	MINUS (-)	TOTAL (%)	A --- (mm2/mm3) ---	D	M (%)	p (microns)	w (mg/in)	t (microns)	
1196	STV 4892 BR	1.01	0.67	1.68	396	25.8	1.68	87	53.21	5.20	3.1
1277	FM 989RR	0.73	0.52	1.25
1278	NM 03K1028	0.76	0.47	1.22
1214	PM 2167 RR	0.81	0.44	1.25	454	30.8	1.78	83	49.63	4.30	2.7
1166	PHYTOGEN 72	0.70	0.51	1.21	434	18.5	1.52	93	43.94	3.92	3.0
1279	NM 03K1155	0.76	0.45	1.21
1280	NM 03S1065	0.75	0.51	1.25
1224	DP 555 R/R	0.70	0.43	1.13	434	26.8	1.70	86	49.07	4.37	2.9
1255	FM 960B2R	0.75	0.51	1.26	446	28.5	1.73	85	48.84	4.24	2.7
1128	ACALA 1517-99	0.71	0.49	1.20
	LSD	0.06	0.06	0.10	69.5	4.5	0.09	4	9.64	1.48	0.4

[RETURN TO 2005 NCVT COVER PAGE](#)



***Thank you for your interest in the ongoing work of the
National Cotton Variety Test Program.***

Questions or comments to: ekeene@ars.usda.gov

United States Department of Agriculture

**Agricultural Research Service
Mid-South Area
Crop Genetics and Production Research Unit
National Cotton Variety Test Program
P O Box 345
Stoneville, MS 38776
(662) 686-5241
Fax (662) 686-5218**



Other links:

[Crop Genetics and Production Research Unit Home Page](#)

[Jamie Whitten Delta States Research Center](#)

**All Internet Versions of the NCVT Publications are accessible through
either the Jamie Whitten Delta States Research Center or the
Crop Genetics and Production Research Unit sites**

